



2020-2021

BUDGET

**URBANA PARK DISTRICT 2020-2021 BUDGET CONTENTS**

BUDGET INFORMATION AND FINANCIAL ANALYSIS

- COMMISSIONERS AND STAFF ..... 1
- ORGANIZATION AND OPERATION, VISION, & MISSION STATEMENT..... 2
- COMMUNITY VALUES ..... 3
- UPD FULL-TIME ORGANIZATIONAL CHART ..... 4
- GOALS..... 5
- STAFF INVENTORY ..... 22
- DESCRIPTION OF FUNDS ..... 24
- PROPERTY TAX RATES FOR URBANA RESIDENTS ..... 27
- PROPERTY TAXES PAID BY URBANA RESIDENTS ..... 28
- TAX RATES AVAILABLE TO PARK DISTRICTS IN ILLINOIS ..... 29
- URBANA PARK DISTRICT TAX RATES ..... 30
- TAX DOLLARS TO BE RECEIVED IN 2020..... 32
- URBANA PARK DISTRICT ASSESSED VALUATIONS ..... 33
- URBANA PARK DISTRICT BUDGET SUMMARY (ALL FUNDS) ..... 34
- OPERATING AND CAPITAL IMPROVEMENTS BUDGETS ..... 36
- BUDGET AND APPROPRIATION ORDINANCE INFORMATION ..... 38

DISTRICT-WIDE SUMMARY ..... 39

SUMMARY WITHOUT CAPITAL IMPROVEMENTS ..... 40

CAPITAL IMPROVEMENTS FUND SUMMARY ..... 41

GENERAL FUND

- GENERAL FUND SUMMARY ..... 42
- GENERAL ADMINISTRATION ..... 43
- SCULPTURE GARDEN..... 45
- PARK MAINTENANCE ..... 46

RECREATION FUND

- RECREATION FUND SUMMARY..... 52
- RECREATION ADMINISTRATION ..... 53
- RECREATION OFFICE ..... 54
- PUBLIC INFO/MARKETING ..... 55
- AGE-FRIENDLY PROGRAMS..... 56
- CRYSTAL LAKE PARK FAMILY AQUATIC CENTER ..... 57
- COMMUNITY PROGRAMS..... 58
- ATHLETICS PROGRAMS ..... 64
- AQUATICS PROGRAMS..... 68
- SPECIAL EVENTS ..... 70
- OUTREACH & WELLNESS..... 72
- LAKE HOUSE ..... 74

MUSEUM FUND	
MUSEUM FUND SUMMARY .....	75
MUSEUM FUND ADMINISTRATION .....	76
NATURE CENTER .....	77
EXHIBITS .....	78
ENVIRONMENTAL PUBLIC PROGRAMS .....	79
GARDEN PROGRAMS .....	81
ENVIRONMENTAL EDUCATION PROGRAMS .....	82
SPECIAL EVENTS .....	84
CAMP PROGRAMS.....	86
URBANA INDOOR AQUATIC CENTER FUND .....	88
ILLINOIS MUNICIPAL RETIREMENT FUND .....	90
AUDIT FUND .....	91
LIABILITY INSURANCE FUND .....	92
SOCIAL SECURITY FUND .....	93
SPECIAL RECREATION FUND .....	94
POLICE FUND.....	95
PARK HOUSES FUND .....	96
SCHOLARSHIP FUND .....	97
MEADOWBROOK PARK FUND.....	98
ENGLISH INDOOR POOL FUND.....	99
ROBIN HALL SCULPTURE FUND.....	100
CORPORATE REPLACEMENT TAX FUND.....	101
WORKING CASH FUND .....	102
BOND PRINCIPAL AND INTEREST FUND.....	103
CAPITAL IMPROVEMENT FUND .....	107
LAND ACQUISITION FUND.....	115
CL POOL RENEWAL FUND .....	116
PERKINS ROAD PARK SITE FUND.....	117

## URBANA PARK DISTRICT COMMISSIONERS AND STAFF

### Urbana Park District Board of Commissioners

Michael Walker	President
Nancy Delcomyn	Vice-President
Meredith Blumthal	Commissioner
Lashaunda Cunningham	Commissioner
Roger Digges	Commissioner

Tim Bartlett	Executive Director, Secretary
Allison Jones	Assistant Secretary
Richard Percival	Treasurer
Matt Deering	Attorney

### Administrative - Supervisory Staff

Anna Calcagno	Aquatics Coordinator
Greg Cales	Athletics Coordinator
Ashley Dennis	Outreach & Wellness Coordinator
Savannah Donovan	Environmental Public Program Coordinator
Corky Emberson	Superintendent of Recreation
Keith Ewerks	Construction Maintenance Supervisor
Elsie Hedgspeth	Outreach & Wellness Manager
Niki Hoesman	Community Program Coordinator
Alexandra Ivanova	Human Resources Manager
Ellen Kirsanoff	Development Manager
Derek Liebert	Superintendent of Planning & Operations
Rich McMahan	Grounds Maintenance Supervisor
Judy Miller	Environmental Program Manager
Kyle Mills	Athletics Supervisor
Shane Newell	Facilities Maintenance Supervisor
Chelsea Prah	Environmental Education Coordinator
Leslie Radice	Aquatics Manager
Caty Roland	Business Manager
Andy Rousseau	Project Manager
Joseph Schmidt	Aquatic Facilities Maintenance Supervisor
Mark Schultz	Public Information Manager
Janet Soesbe	Community Program Manager

## **ORGANIZATION AND OPERATION**

The Urbana Park District, organized in 1907, is a separate unit of local government - a municipal corporation which operates under the Statutes of the State of Illinois. It is governed by a five member Board of Commissioners elected to six year terms in biennial public elections. The Park District also has a Citizen Advisory Committee composed of eighteen members representing all areas of Urbana and a wide variety of interests.

The Urbana Park District annually reviews its mission, values and objectives in order to ensure that its public is served in the best possible way. The mission represents a general statement of purpose, while the values represent an ethical structure in which the Park District operates. The goals are actual program and operational activities the Park District plans to accomplish in the next 12 to 18 month period.

The entire statement serves a threefold purpose. It allows the public, through the Urbana Park District Advisory Committee, to have a voice in the operations of the District. It informs the residents of the community as to the intent of Park District policy. It provides a set of standards by which the Board and staff can evaluate their performance.

## **VISION**

To expand the District's legacy of delivering parks, natural areas, recreation facilities and programs that improve the quality of life, sense of community and value for residents and users.

## **MISSION STATEMENT**

It is the mission of the Urbana Park District to:

- Improve the quality of life of its citizens through a responsive, efficient, and creative park and recreation system;
- Pursue excellence in a variety of programs, parks and special facilities that contribute to the attractiveness of neighborhoods, conservation of the environment and overall health of the community.

## OUR COMMUNITY VALUES

The Urbana Park District is value based, customer oriented, and quality driven. The Board of Commissioners and the staff strongly believe and are committed to the values that honesty is the best policy and that one should treat others the way one would like and expect to be treated.

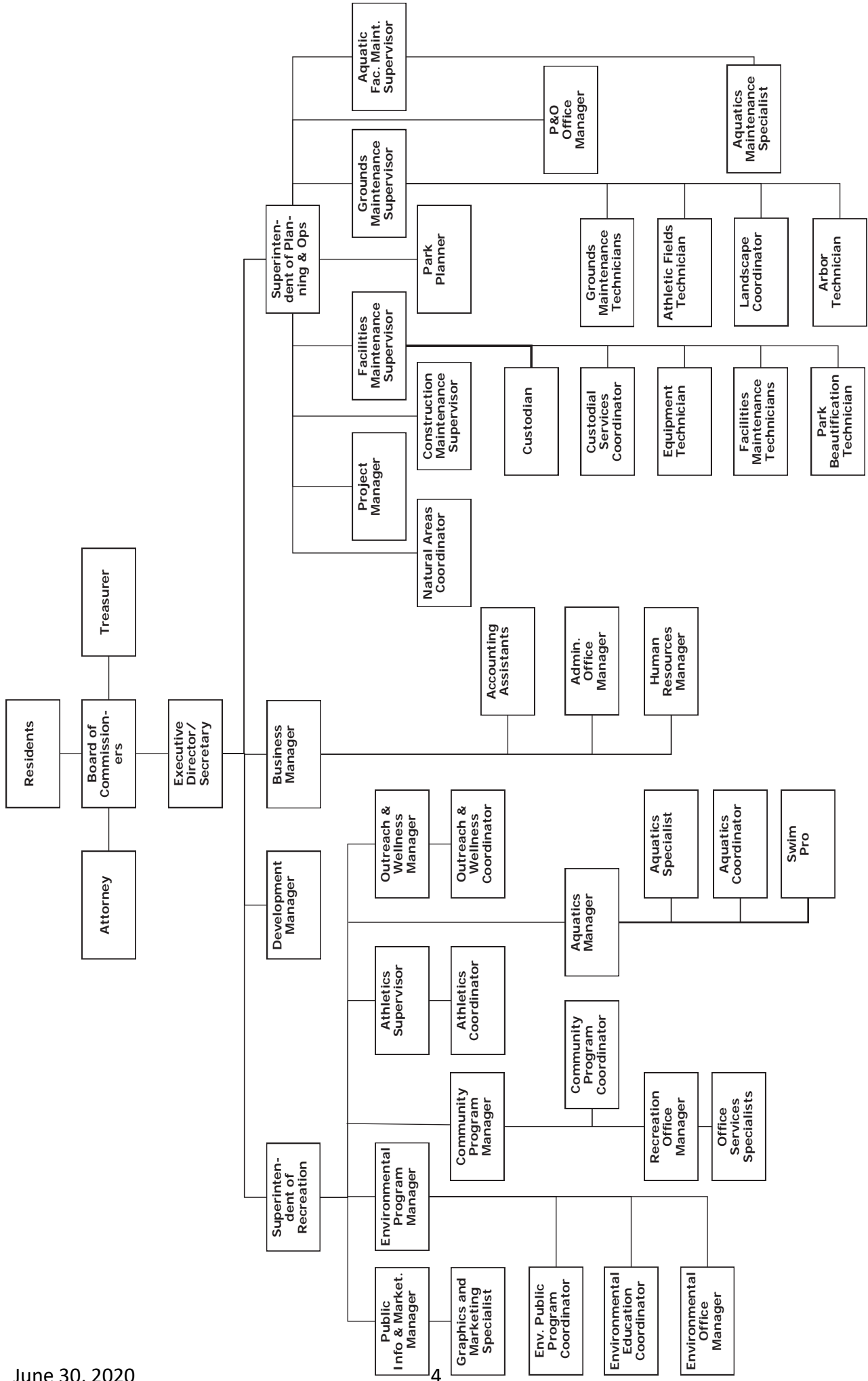
Following are overall principles and values of the Urbana community related to the delivery of parks and recreation facilities and services:

- Sense of community and pride
- Strong environmental ethic
- Promote/support diversity in community
- Education is a priority
- Enhanced quality of life
- Fiscal stewardship
- Protection and preservation of natural and built environment
- Good value and service delivery
- Availability of facilities, programs and services
- Value of leisure time
- Leveraging of resources and partnerships

Based on the vision, mission and community values, strategic objectives were developed to further articulate the desired outcome of the Urbana Park District strategic plan.



UPD FULL-TIME ORGANIZATIONAL CHART FY21



## FY21 Goals

In September of 2019, the Urbana Park District Board of Commissioners officially accepted the *Urbana Park District Strategic Plan 2020*. The first strategic plan in over ten years, it strives to set priorities and focus energy and districtwide resources on common initiatives. Centered on four planning pillars, the strategic plan is intended to be concise, digestible, and engaging for the reader. This plan will guide the district for five years, 2020-2024.

With this new planning tool outlining the five-year vision of the district, the format of annual, or fiscal year, goals will also be changing. In the spirit of a more concise and digestible strategic plan, the annual goal format also endeavors to be much simpler and easy to follow. It is important to note that the strategic plan goals and annual goals are different but corresponding. While strategic plan goals are longer-term and big picture, annual goals are intended to be completed within one year. Annual goals are often more narrowly focused.

Extremely unique to the goal setting process for Fiscal Year 2021 was the global pandemic of COVID-19. During these unprecedented times, the Urbana Park District drastically changed day-to-day operations for the Board, staff, and public. With the closing of facilities, canceling of programs, and necessity of staff to work from home, as well as the uncertain timeline, responding to COVID-19 are the most important steps the district will take this year. With this focus in mind, below are the stages of the district's response.

### COVID-19 Planning and Recovery

- Postponement of events and programming and facility openings in response to pandemic.
- Continuous evaluation of needs and impacts. Seek opportunities for novel ways to connect to the community.
- Restructuring of programs and facilities to meet public health / CDC guidelines (max enrollment, etc.).
- Restructuring of operations to meet public health / CDC guidelines.
- Work closely with federal, state, county, and local agencies, communicate and share information, align decisions jointly.

Goals are either holistic (Districtwide) or identified by department (Administration, Planning & Operations, Recreation), and are based on our four strategic plan pillars and an additional category related to annual goals which fall outside the long-term vision of the strategic plan. The five categories are as follows:

- You Belong Here
- Placemaking
- Health & Wellness
- Trails & Connectivity
- Operational Excellence





**You Belong Here** promotes the creation of welcoming and supportive park and recreation experiences for everyone, while encouraging an inclusive and responsive staff culture. This celebrates inclusion regardless of age, ethnicity, culture, income, ability, lifestyle, interests—everyone and anyone belongs here!

**More effectively reach and communicate with community members for whom English is a second language.**

- Secure French- and Spanish-speaking staff to increase translation offerings to include French and Spanish (Recreation – Outreach & Wellness)
- Seek and hire bilingual speaking staff/volunteers to assist with program implementation (Recreation – Environmental)
  - Recruit at least one Chinese-speaking volunteer each May to assist with communications at Nature Day Camp by June 2021
  - Adapt 10% of the current exhibits by April 2021 to include text translation in Spanish and utilize new technology, such as QR codes and language translations apps, in at least three new or updated Anita Purves Nature Center interpretation projects
  - Hire bilingual Environmental Education Leader to present five dual-language School Tour/Naturalist in the Classroom programs by April 2021
- Ensure by April 2021 that all future Anita Purves Nature Center interpretive messaging and signs include bilingual versions (Recreation – Environmental)
- Complete the Take a Walk exhibit by October 2020 that will include the Spanish language version (Recreation – Environmental)
- Once safe, work with Community to have “You Belong Here” spoken in several different languages, record that on video, and share that on various media (Recreation – Marketing)
- Create signage at both aquatic facilities to post rules and regulations in Spanish, and work with Marketing to post both aquatics facilities’ rules and regulations in multiple languages to the Urbana Park District’s website (Recreation – Aquatics)

**Strive to create an environment in which all UPD staff appreciate and promote the importance of diversity and inclusion.**

- Participate in at least two educational opportunities to increase staff knowledge of issues of diversity, equity, and inclusion of people of color in Urbana (Districtwide)
- Contract with a diversity consultant to evaluate the District’s hiring practices to create a written plan to increase diversity in the workforce (Districtwide)
- Create a new cross-departmental committee titled the You Belong Here Matrix Team to focus on increasing diversity, equity, inclusion, and customer service throughout the district (Districtwide)
- Collaborate with staff at Champaign-Urbana Special Recreation by June 2021 to provide annual training for all UPD summer camp staff on the inclusion of children with specific needs (Recreation – Environmental)
- Facilitate transition, beginning May 2021, of two or more teens annually from Junior Counselor program to part-time/seasonal staff (Recreation – Environmental)

<ul style="list-style-type: none"> <li>● Develop and implement two high school SPLASH environmental sessions during the 2021 school year that encourage teens to take on planning and leadership responsibilities and excites them so that they consider parks and recreation as a professional path (Recreation – Environmental)</li> <li>● Collaborate with Community Programs to host open houses at Phillips Recreation Center to introduce new audiences (Latinx, LGBTQ) to UPD facilities and offerings (Recreation – Outreach &amp; Wellness)</li> <li>● Collaborate with Environmental Education Coordinator and UP Center to increase LGBTQ offerings (Recreation – Outreach &amp; Wellness)</li> <li>● Nurture relationships with Summer Youth Employment, Care4U, and Urbana High School to expand/diversify part-time workforce (Recreation – Outreach &amp; Wellness)</li> <li>● Create an in-house method for customers to register online with our assistance (Recreation – Community Programs)</li> </ul>	<p style="background-color: #e0e0ff; padding: 2px;"><b>Seek opportunities in which UPD can bring activities to neighborhoods and be responsive to interests of community groups.</b></p> <ul style="list-style-type: none"> <li>● Work with matrix team comprised of UPD staff and Campaign-Urbana Special Recreation to host more CURSR programming at UPD (Recreation – Outreach &amp; Wellness)</li> <li>● Collaborate with outside organizations (CURSR, Community Choices, etc.) to create inclusive programming and employment (Recreation – Aquatics)</li> <li>● Implement part-time staff training on diversity, cultural awareness, disabilities, etc. for a better and more thorough understanding of differences and expectations (Recreation – Aquatics)</li> <li>● Promote inclusive culture through UPDAC, staff, and board (Planning &amp; Operations – Project/Planning)</li> <li>● Advance interior design concepts that present the Urbana Indoor Aquatic Center as a welcoming environment that is representative of the Urbana community and the “You Belong Here” brand (Planning &amp; Operations – Aquatics Maintenance)</li> <li>● Actively recruit people to serve on UPDAC from historically underrepresented groups/neighborhoods by having an UPDAC table at various Outreach &amp; Wellness events (Administration – Development)</li> <li>● Coordinate UPD efforts with Champaign County Community Coalition partners to: <ul style="list-style-type: none"> <li>○ Reduce community violence, improve community health &amp; wellness, and support Urbana students and families by participating in monthly meetings of the administration committee and programming committee of the Coalition</li> <li>○ “You Belong Here” – target and implement creative approaches to UPD efforts to reach out to more underrepresented groups/individuals based on Community Coalition/UPD annual goals with four outreach activities in King/Crystal Lake Parks, Lierman, Silver/Vawter, and Perkins Rd neighborhoods (Districtwide)</li> </ul> </li> <li>● Respond to community interests in sustainability, climate action, and environmental education by developing at least three new events, projects, or initiatives with the help of partnering organizations by April 2021 (Recreation – Environmental)</li> <li>● Provide discounted daytime gym Space to Neighborhood Connections and work on collaborations for other events (Recreation – Athletics)</li> <li>● Seek donations or resources to purchase adverse weather gear for student use during programs by September 2021 (Recreation – Environmental)</li> </ul>
---	--

- Increase presence at other area events, malls, and festivals – especially non-traditional environmental groups/agencies, and work with Outreach Manager to have an environmental community outreach presence with at least five new contacts by April 2021 (Recreation – Environmental)
- Utilize positions on boards for Lierman Neighborhood Action Committee, Healthy Champaign County, 40 North, and C.I.R.C.L.E. to cross-promote UPD programs and initiatives to inform and impact a broader audience (Recreation – Outreach & Wellness)
- Plan and implement new neighborhood-based programming in at least two new locations with new Carle P.A.R.K. in conjunction with Champaign-Urbana Public Health District and Carle Mobile Wellness Unit (Recreation – Outreach & Wellness)
- Collaborate with Urbana School District Family Academic Supports and Engagement Leaders to better disseminate information and gain feedback on UPD programs, events, and services (Recreation – Outreach & Wellness)
- Create a UPD steering committee comprised of advocates from neighborhoods and/or populations to receive guidance on how Urbana Park District can serve their neighborhood needs (Recreation – Outreach & Wellness)
- Find funding for Thomas Paine, Yankee Ridge, and Wiley schools to expand SPLASH after school programs once per week during the school year (Recreation – Community Programs)
- Use Clark-Lindsey’s wheelchair-transport bike for accessible age-friendly programming at Meadowbrook Park (Recreation – Community Programs)
- Provide Urbana School District with assistance in Urbana Middle School PE classes, Boys and Girls Swim Team, and Boys and Girls Track Team for cross-training (Recreation – Aquatics)
- Assess the needs and resources in order to offer third grade swim lessons to every Urbana student in FY22 by creating a needs assessment report and budget (Recreation – Aquatics)

**Advance efforts that make UPD parks and facilities more welcoming for everyone.**

- Safely welcome back the community post COVID-19 with phased re-opening of facilities and programming according to the Governor’s Restore Illinois plan (Districtwide)
- Collaborate with partners on community age-friendly programming and Center for Health, Aging, and Disability (CHAD) initiatives (Districtwide) by assisting with implementation of Phase 1 of the CHAD Age Friendly plan
- Engage more with Champaign-Urbana Special Recreation (CUSR) (Districtwide)
  - Space needs during Bicentennial Center renovations – camps and programming
  - Alternating hosting of annual events (Cupcake 5k, CUSR annual awards banquet, etc.)
- “You Belong Here” – UPD implementation of the next phase of the Action Plan from report: *UPD: Increasing Involvement Among Underrepresented Groups in Parks and Recreation Programs* (Districtwide)
- Review and revise the “You Belong Here” section in the strategic plan to align with our shared Black Lives Matter initiatives (Districtwide)
- Work toward development of a UPD mobile application by researching and testing applications from at least three different vendors during FY 21 (Districtwide)

- Improve customer service by measuring staff and customer response time (via email, return phone call, Facebook messenger) and setting a goal of one business day by November 2020 (Recreation – Environmental)
- Improve customer service by presenting at least one bi-annual customer service focused staff training by March 2021 (Recreation – Environmental)
- Collaborate with external partners by April 2021 to provide at least three new public programs led by guest presenters (Recreation – Environmental)
- Create and maintain new social media accounts for UrVana to highlight weekly schedule of appearances and share event photos (Recreation – Outreach & Wellness)
- Increase LGBTQ+ programming by adding: LGBTQ event (homecoming dance/masquerade ball), LGBTQ senior's soup night, "queering up the parks" event during pride month (October) (Recreation – Community Programs)
- Collaborate with UP Center, GSAs at local schools, and other LGBTQ-friendly organizations: host "Talk it UP" sessions at Phillips (Recreation – Community Programs)
- Add an adult prom event where childcare will be provided to facilitate a fun social event for parents (Recreation – Community Programs)
- Research and develop programming to help celebrate all backgrounds (Recreation – Aquatics)
- Work with community groups and organizations to create welcoming and interesting programming at both aquatic facilities (Recreation – Aquatics)
- Re-launch a video campaign that promotes "You Belong Here" (Recreation – Marketing)
- Provide more information (videos, article, social media photos) about lesser-known parks (Recreation – Marketing)
- Once open, work with APNC, Health and Wellness, Community, and Aquatics to develop videos that promote UPD programs, events and rentals (Recreation – Marketing)
- Refresh "You Belong Here" handouts for community outreach events (Recreation – Marketing)
- Share more information (videos, articles, social media photos) about lesser-known parks (Recreation – Marketing)
- Install gender inclusive signs for restrooms (Planning & Operations – Facilities)
- Add park signage that provides a more vibrant and welcoming space through the use of pictures or images (Planning & Operations – Project/Planning)
- Complete comprehensive review of remaining ADA Transition Plan items (Planning & Operations – Project/Planning)
- Install new ADA benches for tribute program that are available at all parks (Planning & Operations – Construction)
- Place a permanent customer service station at CLPFAC (Planning & Operations – Construction)
- Recruit potential interns for Urbana Park District departments to create engaging opportunities for learning and supporting park district staff in development and provision of programs (Administration – Development)
- Work with staff members, UPDAC Planning Study Group, and members of UPDAC to coordinate monthly meetings and recruit new members (Administration – Development)

### Other Goals

- Establish and organize UPDAC Friends Group and begin planning for June 2021 UPDAC 50<sup>th</sup> anniversary celebration (Districtwide)
- Plan and organize 2020 UPD Volunteer Appreciation event (Districtwide)
- Complete updates to the UPD Affiliate Organizations Program; focus on renewed partnerships and standards to leverage more cooperative efforts (Districtwide)
- Initiate preliminary planning with Champaign County, City of Urbana, Urbana School District to identify potential shared projects such as storm water management, road/path work, accessible street parking, shared IT services, and community events, to improve community services and collaborate on capital development (Districtwide)
- Document current participation and increase participation in local, area, and regional career promotion for parks and recreation and promote the field by creating our own UPD career expo and/or participating in the Champaign Public Library job fair (Districtwide)



**Placemaking** features the design and creation of vibrant and engaging spaces that inspire health and recreation. Placemaking strives to incorporate universal and multigenerational design, sustainable and environmentally responsible initiatives, resilient and future-oriented plans, and safe, welcoming places, which the public participates in creating.

<p><b>Continue rehabilitating and revitalizing Crystal Lake and surrounding area, the district’s oldest park and only public lake in Urbana.</b></p>
<ul style="list-style-type: none"> <li>• Complete engineering for entire lake edge creating gentler slopes, removal of invasive trees and shrubs, bank stabilization, and low profile, native plantings (Districtwide)</li> <li>• Implement best management practices (BMPs) in the greater, 159 acre, watershed to improve water quality before entering lake</li> <li>• Manage and control nuisance aquatic plants (watermeal and duckweed) through lake applications and nutrient (nitrogen and phosphorus) reduction (Districtwide)</li> <li>• Manage Canada goose populations to improve health of animal population and mitigate environmental and human impacts (Districtwide)</li> <li>• Replace boat dock with accessible version and install rock outcroppings for access to lake (Districtwide)</li> <li>• Implement Crystal Lake Park One-Way Road Study (one way vehicle traffic, two way bike and pedestrian traffic) – as recommended in study, use signage, road markings, and public education to create a loop path system in the park which uses the park road as a multiuse path (Districtwide)</li> <li>• Complete Illinois Department of Natural Resources funded Saline Branch improvements (Districtwide)</li> <li>• Develop and implement one service-learning project during summer 2021 for teens to be involved with the restoration at Crystal Lake Park (Recreation – Environmental)</li> <li>• Assist with the grant writing, administration, and facility design for a new Outdoor Learning Pavilion in the Friendship Grove for camps and other environmental and district programs and rentals by June 2021 (Recreation – Environmental)</li> <li>• Assist with the management plan development and redesign of Crystal Lake Park, and the planning process for the Lake House design plan (Recreation – Community Programs)</li> <li>• Complete Crystal Lake Park Rehabilitation and OSLAD amenity construction/installation (Planning &amp; Operations – Project/Planning)</li> <li>• Complete engineering for entire lake edge creating gentler slopes, removal of invasive trees and shrubs, bank stabilization, and low profile, native plantings (Planning &amp; Operations – Project/Planning)</li> <li>• Implement best management practices (BMPs) in the greater, 159 acre watershed to improve water quality before water enters the lake (Planning &amp; Operations – Project/Planning)</li> <li>• Replace boat dock with accessible version and install rock outcroppings for access to lake (Planning &amp; Operations – Project/Planning)</li> </ul>

<ul style="list-style-type: none"> <li>• Manage and control nuisance aquatic plant (watermeal and duckweed) through lake applications and nutrient (nitrogen and phosphorus) reduction (Planning &amp; Operations – Project/Planning)</li> <li>• Implement Crystal Lake Park One-Way Road Study (one way vehicle traffic, two way bike and pedestrian traffic) – as recommended in study, use signage, road markings, and public education to create a loop path system in the park which uses the park road as a multiuse path (Planning &amp; Operations – Project/Planning)</li> <li>• Increase usability of the Lake House outdoor terraces for general use, concerts, events, and rentals (Planning &amp; Operations – Project/Planning)</li> <li>• Inventory/assess infrastructure and develop conceptual engineering plan based on cost, need, safety, and park enhancements, necessary for a prosperous park future (Planning &amp; Operations – Project/Planning)</li> <li>• Install a new playground at Crystal Lake Park in 2020 (Planning &amp; Operations – Construction)</li> <li>• Assist in the development of the Crystal Lake Park rehabilitation, management, and access plan (Planning &amp; Operations – Construction)</li> <li>• Install a temporary retaining wall behind the Lake House until the CLP/Lake House redevelopment (Planning &amp; Operations – Construction)</li> <li>• Improve visibility from Broadway into Crystal Lake Park (Planning &amp; Operations – Natural Areas)</li> <li>• Expand openings along the Saline (Planning &amp; Operations – Natural Areas)</li> </ul>	<p style="text-align: center;"><b>Renovate and revitalize Blair Park with active, teen, and multigenerational opportunities.</b></p> <ul style="list-style-type: none"> <li>• Work with partners for funding assistance and cost sharing on improvements, ex: School District, City, or private donors (Districtwide)</li> <li>• Engineer new OSLAD funded amenities/improvements in Blair Park (Districtwide)</li> <li>• Upgrades to Blair Park will include playground replacement and ADA compliance (Planning &amp; Operations – Facilities)</li> <li>• Implement Blair Park revitalization through OSLAD improvements through engineering (Planning &amp; Operations – Project/Planning)</li> <li>• Provide support in the planning the installation of a new playground at Blair Park (Planning &amp; Operations – Construction)</li> <li>• Plant trees, and add other landscaping elements, in conjunction with the Blair Park Renovations (Planning &amp; Operations – Grounds)</li> </ul>	<p style="text-align: center;"><b>Encourage a sense of place and uniqueness in Urbana parks, which creates vibrant spaces for park and facility users.</b></p> <ul style="list-style-type: none"> <li>• Enclose historic gazebo in Leal Park with custom-made iron gates for improved security (Districtwide)</li> <li>• Meadowbrook Park Wandell Sculpture Garden improvements – entrance garden/council ring; landscape/tree planting; sculpture collection; sculpture garden interpretation and recognition project (Districtwide)</li> <li>• Replacement of children’s play feature at Urbana Indoor Aquatic Center (Districtwide)</li> <li>• Addition of at least three new shade structures at Crystal Lake Park Family Aquatic Center (Districtwide)</li> <li>• Provide park master plan updates for Weaver Park and Crystal Lake Park (Districtwide)</li> <li>• Create indoor play days at the Phillips Recreation Center to collect a following of parents who could transition to the health/wellness facility when it opens (Recreation – Community Programs)</li> </ul>
---	--	---

- Work with Clark-Lindsey and OLLI to create golf-cart sculpture tours at Wandell Sculpture Garden (Recreation – Community Programs)
- Design and develop interpretive plans and materials for the district's parks and facilities (Recreation – Environmental)
  - Take a Walk exhibit fabrication and installation (by October 2020)
  - Busey Woods BioBlitz exhibit (by December 2020)
  - Wildlife Habitat Garden interpretive and web based information (by December 2021)
  - Wayfinding and interpretive signage for the Crystal Lake project (by April 2021)
- Facilitate a weekly teen open space maker's lab at Brookens Gym during the school year, once per week, to encourage children to interact with the arts and our facilities (Recreation – Community Programs)
- Update sculpture maintenance manual (Planning & Operations – Project/Planning)
- Continue Sculpture Maintenance program (Planning & Operations – Construction)
- Evaluate and identify options for potential interpretive tools to be used by the public for self-guided visits to our parks and facilities; focus on interpretive services for UPD plants, animals, sculpture/art/cultural feature and/or other collections (Planning & Operations – Project/Planning)
- Apply for Museum Grant for construction at the Anita Purves Nature Center of an Outdoor Learning Pavilion (Planning & Operations – Project/Planning)
- Construction of Meadowbrook Park Wandell Council Ring (Planning & Operations – Project/Planning)
- Replace freestanding Meadowbrook maps around the park (Planning & Operations – Project/Planning)
- Assess Meadowbrook trail medallions (on ground adjacent to path surface), and ways to make distances easier understood by users (Planning & Operations – Project/Planning)
- Create Hickman Tree Walk Story Map Tour (Planning & Operations – Project/Planning)
- Rehabilitate part of the Freyfogle Overlook at Meadowbrook Park (Planning & Operations – Construction)
- Install a new split rail fence at Meadowbrook in the Sensory gardens and near the windmill (Planning & Operations – Construction)
- Continue park name sign replacement/repairs for all parks as needed (Planning & Operations – Construction)
- In accordance with the sculpture schedule, install and replace pieces at the Wandell Sculpture Garden (Planning & Operations – Construction)
- Provide support in high priority improvements from Space Needs Study (Planning & Operations – Construction)
- Replace the basement windows of the Meadowbrook House (Planning & Operations – Construction)
- Provide support in the planning the installation of a new playground at Prairie Play (Planning & Operations – Construction)
- Perform significant re-sodding at Prairie Hardball, to bring pitcher's mound and baseline dimensions back to correct size (Planning & Operations – Grounds)
- Re-mulch several areas throughout the park district, such as: memorial tree and bench groupings, disc golf baskets, soft paths, and other heavily used areas where mulch is used as a groundcover (Planning & Operations – Grounds)
- Increase native vegetation at every park (Planning & Operations – Natural Areas)



<ul style="list-style-type: none"> <li>• Complete invasive removal along E. McCullough Creek (Planning &amp; Operations – Natural Areas)</li> <li>• Improve lower Douglas Creek (Planning &amp; Operations – Natural Areas)</li> <li>• Continue to control Reed Canary Grass along waterways (Planning &amp; Operations – Natural Areas)</li> <li>• Continue to use prescribed burning in maintaining natural areas at Meadowbrook Park (Planning &amp; Operations – Natural Areas)</li> <li>• Remove Mulberry trees from south side of the woods at Weaver Park (Planning &amp; Operations – Natural Areas)</li> <li>• Clear west tree line of invasive species at Weaver Park (Planning &amp; Operations – Natural Areas)</li> <li>• Continue control of Crown Vetch at Perkins (Planning &amp; Operations – Natural Areas)</li> <li>• Plant additional shrubs in the wetland and northern hillside at Perkins (Planning &amp; Operations – Natural Areas)</li> <li>• Continue Maple thinning and honeysuckle removal at Busey Woods (Planning &amp; Operations – Natural Areas)</li> <li>• Design South fill for restoration at Busey Woods (Planning &amp; Operations – Natural Areas)</li> <li>• Plant more shrubs on the West side of the park while increasing shrub diversity in areas with recent canopy changes (Planning &amp; Operations – Natural Areas)</li> </ul>	<p style="text-align: center;"><b>Other Goals</b></p> <ul style="list-style-type: none"> <li>• Collaborate with UPD recreation staff to create vibrant space inside Lincoln Square Mall responsive to the needs of the Urbana community (Recreation – Outreach &amp; Wellness)</li> <li>• Maintain an Arts and Culture Matrix Team to focus on that program area as well as sculptures, parks and partnerships (Recreation – Community Programs)</li> <li>• Investigate partnership and program opportunities with local 4-H Extension office (Recreation – Community Programs)</li> <li>• Apply for IDNR FY 21 OSLAD (Planning &amp; Operations – Project/Planning)</li> <li>• Design a new use strategy for the Canaday Storage building that benefits staff needs and incorporates a removal or rehabilitation of the site (Planning &amp; Operations – Construction)</li> <li>• Replace trees lost along the west edge of King Park and the east edge of the Planning and Operations facility (Planning &amp; Operations – Grounds)</li> </ul>
--	--



**Health & Wellness** reinforces the Urbana Park District's commitment to providing parks, programs, facilities, and events that promote all dimensions of wellness. This includes investigation of new indoor and self-guided opportunities for all ages and abilities.

**Improve and expand upon indoor health and wellness space (H&W space) for the community. The vision of this potential space incorporates a variety of opportunities in fitness, wellness and athletics to promote and improve the overall well-being of community members, while providing indoor, on your own time opportunities.**

- Determine other government bodies, local groups, hospitals, businesses, or external funding partnerships (donors) willing to provide resources (financial, land, programmatic, transportation etc.) to move H&W space forward (Districtwide)
- Produce promotional video to share H&W facility with potential donors (Districtwide)
- Use information from H&W program statement and public input to prepare concept plan (Districtwide)
- Use results of concept plan with pro forma to create a "final" program statement to bring forward in future phases of planning (Districtwide)
- Identify revenue sources: UPD capital, state of Illinois grants, partnerships, private donors, other businesses, and operating budgets from all partners (Districtwide)
- Continue to evaluate other health/wellness facility options/tiers (Districtwide)
- Continue discussions with Champaign County to assess the future situation at Brookens Gymnasium and/or any planned facility improvements (Districtwide)
- Prepare a new lease agreement or extension with Champaign County staff for ongoing use of Brookens Gymnasium (Districtwide)
- Collaborate with Health & Wellness Facility Planning Team to include environmental initiatives into a new facility and work with Outreach & Wellness to plan two environmental programs at this facility and/or Prairie and Weaver Parks within six months of opening (Recreation – Environmental)
- Collaborate with the Health & Wellness Facility Planning Team regarding environmental and Green Initiative program needs and plans for Prairie and Weaver Parks and assist with any master plan revisions (Recreation – Environmental)
- Assist with planning and development of new indoor and outdoor athletic and wellness space (Recreation – Athletics)
- Work with Planning & Operations to develop messaging and materials for potential Health & Wellness facility construction project (Recreation – Marketing)
- Continue planning efforts with local partners to determine needs for future development and operation of a new facility in Urbana (Planning & Operations – Project/Planning)
- Other initiative will be developed dependent upon receipt of the PARC grant (Planning & Operations – Project/Planning)

<ul style="list-style-type: none"> <li>• Coordinate fundraising effort between the Urbana Parks Foundation and Urbana Park District to raise the needed funds to build a new Health &amp; Wellness facility (Administrations – Development)</li> </ul>
<p><b>Create opportunities for wellness experiences open to all generations.</b></p>
<ul style="list-style-type: none"> <li>• Initiate a teen advisory board utilizing teens in the CIT, JC, and SPLASH programs that will propose and support at least two events or programs in 2021 by collaborating with internal and external partners (Recreation – Environmental)</li> <li>• Teen Job Fair at UHS, work with local organizations to help teens learn about local opportunities now, and after graduation/college (Recreation – Environmental)</li> </ul>
<p><b>Work to create health and physical wellness opportunities in colder months with less park usage.</b></p>
<ul style="list-style-type: none"> <li>• Plan and implement a New Year/Holiday Outreach &amp; Wellness campaign for fitness participants in winter 2020-2021 (Recreation – Outreach &amp; Wellness)</li> </ul>
<p><b>Expand collaboration and partnerships with community health agencies.</b></p>
<ul style="list-style-type: none"> <li>• Collaborate with community organizations to increase and improve fitness/wellness seminars on the eight dimensions of total wellness (Recreation – Outreach &amp; Wellness)</li> <li>• Work alongside five or more partners to host two annual events, beginning May 2021, which provide teens and their families with valuable resources information available in the community (Recreation – Environmental)</li> </ul>
<p><b>Other Goals</b></p>
<ul style="list-style-type: none"> <li>• Champaign County Climate Action Group – plan and develop objectives/strategies to better manage climate change including: <ul style="list-style-type: none"> <li>○ Prepare and promote climate change response plan to Urbana residents</li> <li>○ Provide educational materials to inform residents and visitors to Urbana parks and facilities (Districtwide)</li> </ul> </li> <li>• Addition of solar energy to appropriate UPD parks, facilities; exploring solar installation at Kerr, UIAC, Dog Park, and expansion at APNC (Districtwide)</li> <li>• Expand free/low-cost outdoor fitness opportunities to include Tai Chi in the park (Recreation – Outreach &amp; Wellness)</li> <li>• Expand nutrition and cooking programs to diversify groups utilizing Phillips Recreation Center kitchen space (Recreation – Community Programs)</li> <li>• Support Outreach &amp; Wellness with new Wellness Wheel programming, including arts programming for spiritual and social wellness (Recreation – Community Programs)</li> <li>• Work with Outreach and Wellness to develop regular health segments that promote an active and healthy lifestyle (Recreation – Marketing)</li> </ul>



**Trails & Connectivity** highlights the establishment of multiuse paths within parks for transportation and recreation, while creating park-wide, neighborhood, community, and regional connections. This supports active lifestyles and safe transportation for those walking, biking, jogging, and rolling in the community, while also stimulating local tourism and economy.

<p><b>Evaluate, identify and advance trail projects in UPD Trails Master Plan, which qualify for grant funding, in order to expand trails within Urbana parks.</b></p>
<ul style="list-style-type: none"> <li>• Search out and apply for grants including: Illinois Transportation Enhancement Program (ITEP), Safe Routes to School (SRTS), Recreational Trails Program (RTP), and Open Spaces Lands Acquisition and Development (OSLAD) as part of larger park renovations (Districtwide)</li> <li>• Replace Busey Woods’ boardwalk ramp with a non-slip decking material (Planning &amp; Operations – Facilities)</li> <li>• Install a trial section of decking for the Busey Woods boardwalk (Planning &amp; Operations – Construction)</li> </ul>
<p><b>Connect more people to nature through Urbana parks and trails.</b></p>
<ul style="list-style-type: none"> <li>• Create interactive GIS map/web app for trail locations, types, lengths and other park amenities such as restrooms, water, playgrounds, playing fields (Districtwide)</li> <li>• Build new soft trails and capitalize on elevation changes in applicable parks, including Perkins (once restoration is complete and open to public) (Districtwide)</li> <li>• Complete parking lot expansion and path connections to the University Avenue bike-ped pathway in Leal Park (Districtwide)</li> <li>• Develop a district-wide interpretive plan that includes interpretive information about each park and facility in the district, including an app that allows patrons to investigate local parks at their leisure, devise route plans, interpretive signage at each park and other interpretive services as identified by the plan (Recreation – Environmental)</li> <li>• Plan and conduct by December 2021 at least one trailside nature/environmental program to complement new district trail projects (Recreation – Environmental)</li> <li>• Promote bicycling in UPD parks, Green Loop, and Kickapoo Rail Trail with inclusion of Community Bike Activities page in May-August program guide (Recreation – Outreach &amp; Wellness)</li> <li>• Continue site visits/collaboration with other trail providers and networks to improve our regional train networks; visit regional trail networks that include a shared rail/trail option (Planning &amp; Operations – Project/Planning)</li> <li>• Create paths to waterways in Meadowbrook Park (Planning &amp; Operations – Natural Areas)</li> <li>• Create design plan for levee trail at Perkins Road natural areas site (Planning &amp; Operations – Natural Areas)</li> <li>• Add trails in the South Woods at Busey Woods (Planning &amp; Operations – Natural Areas)</li> </ul>

<p style="text-align: center;"><b>Promote a regional trail system through study of Kickapoo Rail Trail (KRT) extension into downtown Urbana.</b></p> <ul style="list-style-type: none"> <li>• Work with Champaign County Regional Planning Commission to complete <i>Urbana Kickapoo Rail Trail Extension Study</i> by end of 2020 (Districtwide)</li> <li>• Continue to serve on Kickapoo Rail Trail Programming and Marketing Committee to increase public utilization and awareness of the trail (Recreation – Outreach &amp; Wellness)</li> <li>• Complete Urbana/KRT Extension Study (Planning &amp; Operations – Project/Planning)</li> </ul>
<p style="text-align: center;"><b>Focus on care and preservation of existing hardscapes and parking areas, as they are the front door to many parks.</b></p> <ul style="list-style-type: none"> <li>• Resurface park road as part of <i>Crystal Lake Park One-Way Road Study</i> implementation (Districtwide)</li> <li>• Establish an annual, prioritized maintenance protocol and schedule for all UPD hardscapes: parking lots, courts, walks, and trails (Districtwide)</li> <li>• Continue to maintain parking lot striping as needed (Planning &amp; Operations – Facilities)</li> <li>• Continue evaluation/study/recommendations of hardscapes (Planning &amp; Operations – Project/Planning)</li> <li>• Establish an annual, prioritized maintenance protocol and schedule for all UPD hardscapes which include parking lots, courts, walks, and trails (Planning &amp; Operations – Project/Planning)</li> <li>• Establish a more consistent process of weed control on playgrounds and in parking lots (Planning &amp; Operations – Grounds)</li> </ul>
<p style="text-align: center;"><b>Other Goals</b></p> <ul style="list-style-type: none"> <li>• Support efforts by Champaign Park District and/or other local agencies to expand the KRT corridor west from Urbana to Champaign-to Farmer City and beyond and/or south toward Monticello (Districtwide)</li> <li>• Coordinate and implement bicycle safety, education, and awareness programming with certified bicycle safety experts, organizations, and committees at community events, SPLASH after-school sites, as well as FRESH programs (Recreation – Outreach &amp; Wellness)</li> <li>• Replace planks needing attention on two of the Meadowbrook Park bridges (Planning &amp; Operations – Facilities)</li> </ul>



## **Operational Excellence** illustrates our commitment to excellence and best practices in park and recreation operation and administration.

### **New Goals**

- Conduct full compensation survey (wage and benefits) and update classification structure for UPD for full-time staff; provide internal review and recommendations for wage/benefits for any eligible part-time/seasonal UPD staff (Districtwide)
- Install domestic hot water system at Urbana Indoor Aquatic Center (Districtwide)
- Transition to CO2 system at Urbana Indoor Aquatic Center (Districtwide)
- Transition to CO2 system at Crystal Lake Park Family Aquatic Center (Districtwide)
- Refurbish glulam beams at Crystal Lake Park Family Aquatic Center (Districtwide)
- Purchase proposed 2019-2020 UPD fleet/large equipment (Districtwide)
- Seek opportunities to transition to new fleet/equipment with new fuel sources as available – propane mowers, electric vehicles, compressed gas, etc. (Districtwide)
- Renew leases with UCSD for AMBUCS Park, Hickory Street storage facility, and Perkins Road Site (Districtwide)
- Analysis of new and existing technologies to assist in park and facility management to conserve resources – i.e. FlexReg, Epact (Districtwide)
- Investigate at least three different programs/methods for synthesizing data in order to include more graphics in reports, so we can better communicate information and measure goal progress (Districtwide)
- Conduct an emergency planning/crisis communication training with the board in FY 21 (Districtwide)
- Research and solicit quotes for at least three different time and attendance systems that include task and location tracking (Districtwide)
- Finalize internal procedures for staff and participants as it pertains to transgender individuals, including updating facility/park restroom signage and incorporating these procedures into new capital projects (Districtwide)
- Research and analyze our prices with area competitors for the same services (Recreation – Aquatics)
- Maintain consistent communication with Starfish Aquatics Institute and other certifying agencies (Recreation – Aquatics)
- Evaluate staffing levels and adjust accordingly, including the new Aquatic Program Coordinator (Recreation – Aquatics)
- Train and support the new positions within Aquatics, encouraging them to evaluate programming (Recreation – Aquatics)
- Successfully implement the action plan set by the Aquatics Matrix Team (Recreation – Aquatics)
- Evaluate the effectiveness of the action plan set by the Aquatics Matrix Team (Recreation – Aquatics)
- Assist as needed in all Urbana School District/Urbana Park District contract negotiations for the Urbana Indoor Aquatic Center (Recreation – Aquatics)

- Train staff according to the standards the Customer Service Matrix Team has put in place (Recreation – Aquatics)
  - Utilize the secret shopper program to the highest potential
  - Complete plan and share with leadership and key stakeholders
- Continue to develop crisis messaging for various emergencies and disasters (Recreation – Marketing)
- Make one-minute marketing videos in all UPD areas to share on social media (Recreation – Marketing)
- Research and install a Bright Sign at UIAC (Recreation – Marketing)
- Purchase a gimbal and other equipment that makes it easier to film videos for UPD, and share that content on social media platforms (Recreation – Marketing)
- Re-establish relationships with advertising outlets (Recreation – Marketing)
- Continue to shift advertising dollars to emerging media, while still maintaining relationships with radio, TV, etc. (Recreation – Marketing)
- Once open, aggressively promote both indoor and outdoor aquatics (Recreation – Marketing)
- Once open, aggressively promote all athletic programs (Recreation – Marketing)
- Prioritize public safety through the use of facility and park inspections (Planning & Operations – Facilities)
- Keeping employee safety on the forefront, and ensuring a safe working environment by providing safety trainings and personal protection equipment (Planning & Operations – Facilities)
- Create/implement a playground file/documentation system for all UPD playgrounds (Planning & Operations – Construction)
- Continue playground safety inspector certification (Planning & Operations – Construction)
- Chair the district's safety team, and make improvements to safety/trainings for all UPD employees (Planning & Operations – Construction)
- Install playground age/rule signs at all playgrounds (Planning & Operations – Construction)
- Plant a limited number of bare root trees, and compare their establishment success to other containerized or balled and burlapped trees (Planning & Operations – Grounds)
- Send Grounds Maintenance Technicians to a training opportunity, GIE+Expo, in Louisville, Kentucky in the fall of 2020 (Planning & Operations – Grounds)
- Acquire the training and experience necessary to become a certified burn boss (Planning & Operations – Grounds)
- Update the tree inventory with pictures or all memorial trees and plaques (Planning & Operations – Grounds)
- Establish an inventory of low spots for each parks, and use this information as a guide for filling and re-seeding (Planning & Operations – Grounds)
- Inspect lower outflow of wetland at Weaver Park (Planning & Operations – Natural Areas)
- Implement recommendation and protocols set forth by the Center for Disease Control's 2014 Model Aquatic Health Code and the 2015 audit of Urbana Indoor Aquatic Center (Planning & Operations – Aquatics Maintenance)
- Improve energy efficiency with the installation of L.E.D. retrofit lighting throughout UIAC (Planning & Operations – Aquatics Maintenance)

- Increase internal and external communication and information sharing capabilities through the use of facility operations technologies that provide real time status updates on maintenance activities and pool conditions to staff and customers (Planning & Operations – Aquatics Maintenance)
- Deliver timely and reliable facility cleaning services by way of improved cross department training, oversight, scheduling, service delivery documentation, janitorial equipment, and supplemental contractual cleaning services (Planning & Operations – Aquatics Maintenance)
- Institutionalize disinfection procedures adopted in response to COVID-19 as the standard for daily facility-wide disinfection (Planning & Operations – Aquatics Maintenance)
- Replace the domestic hot water system through realizing energy efficiency gains and greater dependability in hot water delivery (Planning & Operations – Aquatics Maintenance)
- Utilizing the extended closure due to COVID-19, the objective is to complete deferred maintenance projects and reform operation procedures in order to enhance facility presentation and customer experience for the 2021 season (Planning & Operations – Aquatics Maintenance)
- Develop expertise in the nuanced use of CO2 in water chemistry management at both aquatic facilities (Planning & Operations – Aquatics Maintenance)
- Establish improved protocols for climbing wall maintenance at CLPFAC (Planning & Operations – Aquatics Maintenance)
- Scan all documents into BS&A, creating a digital database, in order to eliminate paper files (Administration – Finance)
- Update all written AP processes (Administration – Finance)
- Work with the district’s banking institutions to strengthen fraud prevention by incorporating new best practices (Administration – Finance)
- Coordinate with each division to update the district-wide Cash Handling Procedures document (Administration – Finance)
- Solicit three proposals and schedule software demonstrations with data-analysis software vendors (Administration – Finance)
- Purchase and implement a time-keeping system that integrates with BS&A accounting system (Administration – Finance)
- Implement use of Neon CRM system for the Urbana Parks Foundation, and incorporate more visuals into UPF reporting (Administration – Development, Finance)
- Update the Urbana Park District’s Remote Attendance Policy to align with legislative updates to the Open Meetings Act (Districtwide)
- Lead a full classification study and implement results of compensation survey for UPD with a cross-departmental team; update and analyze/grade position, and communicate recommendations to Board (Administration – Human Resources)



**STAFF INVENTORY  
BUDGETED**

<b>POSITION TITLE</b>	<b>2018-19</b>	<b>2019-20</b>	<b>2020-21</b>
<b>AGENCY ADMINISTRATION AND MANAGEMENT SERVICES</b>			
Accounting Assistant	2.00	2.00	2.00
Business Manager	1.00	1.00	1.00
Development Manager	1.00	1.00	1.00
Executive Director	1.00	1.00	1.00
Human Resources Manager	1.00	1.00	1.00
Office Manager	1.00	1.00	1.00
<b>OPERATIONS DEPARTMENT</b>			
Aquatics/Construction Maintenance Technician	0.50	0.00	0.00
Arbor Technician	1.00	1.00	1.00
Athletic Fields Technician	1.00	1.00	1.00
Construction Maintenance Supervisor	1.00	1.00	1.00
Custodial Services Coordinator	1.00	1.00	1.00
Custodian	1.00	1.00	1.00
Equipment Technician	1.00	1.00	1.00
Facilities Maintenance Supervisor	1.00	1.00	1.00
Facilities Maintenance Technician	3.00	3.00	3.00
Grounds Maintenance Supervisor	1.00	1.00	1.00
Grounds Maintenance Technician	3.00	3.00	3.00
Landscape Coordinator	0.00	1.00	1.00
Landscape Technician	1.00	0.00	0.00
Natural Areas Coordinator	1.00	1.00	1.00
Office Manager	1.00	1.00	1.00
Park Beautification Technician	1.00	1.00	1.00
Park Planner	1.00	1.00	1.00
Project Manager	1.00	1.00	1.00
Superintendent of Planning & Operations	1.00	1.00	1.00
<b>RECREATION DEPARTMENT ADMINISTRATION</b>			
Graphic Designer	1.00	1.00	0.00
Graphics & Marketing Specialist	0.00	0.00	1.00
Office Manager	1.00	1.00	1.00
Office Services Specialist	2.00	2.00	2.00
Public Information Manager	1.00	1.00	1.00
Superintendent of Recreation	1.00	1.00	1.00

**STAFF INVENTORY  
BUDGETED**

<b>POSITION TITLE</b>	<b>2018-19</b>	<b>2019-20</b>	<b>2020-21</b>
<b>RECREATION PROGRAMS</b>			
Aquatics Coordinator	0.00	1.00	1.00
Athletics Coordinator	1.00	1.00	1.00
Athletics Supervisor	1.00	1.00	1.00
Community Program Coordinator	1.00	1.00	1.00
Community Program Manager	1.00	1.00	1.00
Outreach & Wellness Manager	1.00	1.00	1.00
Outreach & Wellness Coordinator	1.00	1.00	1.00
Swim Pro	0.00	1.00	1.00
<b>ENVIRONMENTAL PROGRAMS</b>			
Environmental Education Coordinator	1.00	1.00	1.00
Environmental Office Assistant	0.50	0.50	0.00
Environmental Office Manager	1.00	1.00	1.00
Environmental Program Manager	1.00	1.00	1.00
Environmental Public Program Coordinator	1.00	1.00	1.00
<b>TOTAL</b>	<b>45.0</b>	<b>46.5</b>	<b>46.0</b>

**PART TIME AND SEASONAL EMPLOYEES**

<b>POSITION TITLE</b>	<b>2018-19</b>	<b>2019-20</b>	<b>2020-21</b>
Intermittent and Seasonal Staff	350	383	369

**JOINT PROGRAM STAFF**

<b>FULL-TIME STAFF</b>	<b>2018-19</b>	<b>2019-20</b>	<b>2020-21</b>
C-U Special Recreation	5.00	5.00	5.00
USD/UPD Aquatics Center	4.50	4.00	4.00

## DESCRIPTION OF FUNDS

The accounts of the District are organized on the basis of funds, each of which is considered a separate accounting entity. District resources are allocated to and accounted for in individual funds based upon the purposes for which they are to be spent and the means by which spending activities are controlled.

### **GENERAL FUND - 01**

The General Fund is the general operating fund of the District. It is used to account for administrative and park operating expenses.

### **RECREATION FUND - 05**

The Recreation Fund is used by the District to account for the financial transactions of a variety of recreational activities and facilities.

### **MUSEUM FUND - 09**

The Museum Fund is used to improve, maintain, and operate the Anita Purves Nature Center including environmental education and recreation activities; and to support other unique areas concentrating in natural restoration throughout the District.

### **URBANA INDOOR AQUATICS CENTER FUND - 16**

The Fund is used to account for all revenues and expenses related to the operation of the Urbana Indoor Aquatics Center as outlined in the intergovernmental agreement between the Urbana School District and the Urbana Park District.

### **IMRF (RETIREMENT) FUND - 20**

The Retirement Fund is used to account for Illinois Municipal Retirement Fund contributions by both the District and its employees.

### **AUDIT FUND - 21**

The Audit Fund is used to provide funds to pay for the annual audit of the District's financial statements.

### **LIABILITY INSURANCE FUND - 22**

The Liability Insurance Fund is used to provide funds to pay for insurance and risk management.

### **SOCIAL SECURITY FUND - 23**

The Social Security Fund is used to account for the Social Security (FICA) contributions of the District.

### **SPECIAL RECREATION FUND - 30**

The Special Recreation Fund accounts for the transfers of property tax from Urbana Park District to Champaign Park District for the operation of the Champaign and Urbana Park Districts' Special Recreation Program.

**POLICE FUND - 32**

The Police Fund is used to account for the Police Tax levied for police services contracted through the City of Urbana.

**PARK HOUSE FUND - 43**

The fund is used to account for the revenues and expenses of a house currently used as rental property.

**SCHOLARSHIP FUND - 50**

The Scholarship Fund is used to account for donations and fundraising for recreation program scholarships.

**MEADOWBROOK PARK FUND - 51**

The Meadowbrook Park Fund is used for donations made for improvements to and maintenance of Meadowbrook Park.

**ENGLISH INDOOR POOL FUND - 52**

The Fund is used to account for a bequest from Mary Alice English to the Park District to support our partnership with the Urbana School District to operate the Urbana Indoor Aquatics Center.

**HALL SCULPTURE FUND - 53**

The fund, named to honor retired Executive Director Robin Hall, is used to receive donations towards the purchase of sculpture.

**CORPORATE PERSONAL PROPERTY REPLACEMENT TAX FUND (CPPRT) - 60**

The Fund is used to account for corporate personal property tax sharing by the Illinois Department of Revenue.

**WORKING CASH FUND – 61**

The Working Cash Fund was created to have sufficient funds to meet ordinary and necessary operating costs. A working cash tax was levied for four years ending in 1979 to appropriate money for this fund. A revolving fund, Working cash loans are restricted to loans to the General Fund and are repaid each year by the General Fund from the first receipt of property taxes.

**BOND PRINCIPAL & INTEREST (DEBT SERVICE) FUND - 70**

The Debt Service Fund is used to account for the retirement of general obligation bonds, two alternate revenue bonds, and payment of interest thereon.

**CAPITAL IMPROVEMENT FUND - 80**

The Capital Improvement Fund accounts for purchases of property, equipment, and park improvements from proceeds of bond issues. Additionally there are grants, donations and transfers from other District funds received and spent in the Capital Improvement Fund.

**LAND ACQUISITION FUND - 81**

The Land Acquisition Fund, newly established in Fiscal Year 2010-2011, is one source of funds designated by the Board of Commissioners for the purchase of developed or undeveloped real estate to enlarge park land should opportunities arise.

**CRYSTAL LAKE POOL RENEWAL FUND - 82**

The Crystal Lake Pool Renewal Fund is used to receive a budgeted transfer-in from the operations of the Family Aquatic Center in Crystal Lake Park. Monies transferred to Fund 911 accumulate year to year and will be used as one source of revenue for capital improvements made in future years to the newly constructed outdoor pool in Crystal Lake Park.

**PERKINS ROAD PARK SITE FUND - 83**

The Perkins Road Park Site Fund is used for donations made for improvements to and maintenance of the Perkins Road Park Site.

**PROPERTY TAX RATES FOR URBANA RESIDENTS**

<b>YEAR COLLECTED</b>	<b>2009</b>	<b>2010</b>	<b>2011</b>	<b>2012</b>	<b>2013</b>	<b>2014</b>
GENERAL COUNTY	.7426	.7487	.7688	.7841	.8138	.8511
FOREST PRESERVE DISTRICT	.0783	.0790	.0817	.0843	.0880	.0931
CUNNINGHAM TOWNSHIP	.1875	.1885	.1942	.2030	.2164	.2472
CORPORATE (URBANA)	1.2942	1.2942	1.2942	1.3190	1.3550	1.3550
U-C SANITARY	.0000	.0000	.0000	.0000	.0000	.0000
PUBLIC HEALTH	.1052	.1071	.1075	.1102	.1163	.1259
URBANA PARK DISTRICT	.6962	.8354	.8586	.9526	1.0115	1.1816
MASS TRANSIT DISTRICT	.2575	.2619	.2725	.2831	.2966	.3198
UNIT #116 SCHOOL DISTRICT	4.3507	4.3178	4.4083	4.5983	4.9537	5.7630
COMMUNITY COLLEGE #505	.5115	.5082	.5064	.5120	.5191	.5253
<b>TOTAL</b>	<b>8.2237</b>	<b>8.3408</b>	<b>8.4922</b>	<b>8.8466</b>	<b>9.3704</b>	<b>10.4620</b>
<b>YEAR COLLECTED</b>	<b>2015</b>	<b>2016</b>	<b>2017</b>	<b>2018</b>	<b>2019</b>	<b>2020</b>
GENERAL COUNTY	.8636	.8672	.8458	.8481	.8157	.8189
FOREST PRESERVE DISTRICT	.0944	.0947	.0923	.0925	.0927	.0930
CUNNINGHAM TOWNSHIP	.2488	.2154	.2064	.2020	.2030	.2056
CORPORATE (URBANA)	1.3462	1.3550	1.3550	1.3550	1.3499	1.3499
U-C SANITARY	.0000	.0000	.0000	.0000	.0000	.0000
PUBLIC HEALTH	.1290	.1307	.1267	.1276	.1040	.1533
URBANA PARK DISTRICT	1.2013	1.2214	1.2106	1.2255	1.2283	1.2407
MASS TRANSIT DISTRICT	.3282	.3332	.3235	.3274	.3313	.3343
UNIT #116 SCHOOL DISTRICT	5.8637	5.9828	5.9249	5.9684	5.6722	5.7188
COMMUNITY COLLEGE #505	.5259	.5460	.5436	.5411	.5339	.5355
<b>TOTAL</b>	<b>10.6011</b>	<b>10.7464</b>	<b>10.6288</b>	<b>10.6876</b>	<b>10.3310</b>	<b>10.4500</b>

**PROPERTY TAXES PAID BY  
URBANA RESIDENTS FOR VARIOUS PRICED PROPERTY**

**\$90,000 HOME**

<b>YEAR COLLECTED</b>	<b>2007</b>	<b>2008</b>	<b>2009</b>	<b>2010</b>	<b>2011</b>	<b>2012</b>	<b>2013</b>
TOTAL TAX BILL	\$ 2,462.76	\$ 2,434.47	\$ 2,467.11	\$ 2,502.24	\$ 2,547.66	\$ 2,653.98	\$ 2,811.12
UPD SHARE	211.98	208.83	208.86	250.62	257.58	285.78	303.45

<b>YEAR COLLECTED</b>	<b>2014</b>	<b>2015</b>	<b>2016</b>	<b>2017</b>	<b>2018</b>	<b>2019</b>	<b>2020</b>
TOTAL TAX BILL	\$ 3,138.60	\$ 3,180.33	\$ 3,223.92	\$ 3,188.64	\$ 3,206.28	\$ 3,099.30	\$ 3,135.00
UPD SHARE	354.48	360.39	366.42	363.18	367.65	368.49	372.21

**\$120,000 HOME**

<b>YEAR COLLECTED</b>	<b>2007</b>	<b>2008</b>	<b>2009</b>	<b>2010</b>	<b>2011</b>	<b>2012</b>	<b>2013</b>
TOTAL TAX BILL	\$ 3,283.68	\$ 3,245.96	\$ 3,289.48	\$ 3,336.32	\$ 3,396.88	\$ 3,538.64	\$ 3,748.16
UPD SHARE	282.64	278.44	278.48	334.16	343.44	381.04	404.60

<b>YEAR COLLECTED</b>	<b>2014</b>	<b>2015</b>	<b>2016</b>	<b>2017</b>	<b>2018</b>	<b>2019</b>	<b>2020</b>
TOTAL TAX BILL	\$ 4,184.80	\$ 4,240.44	\$ 4,298.56	\$ 4,251.52	\$ 4,275.04	\$ 4,132.40	\$ 4,180.00
UPD SHARE	472.64	480.52	488.56	484.24	490.20	491.32	496.28

**\$150,000 HOME**

<b>YEAR COLLECTED</b>	<b>2007</b>	<b>2008</b>	<b>2009</b>	<b>2010</b>	<b>2011</b>	<b>2012</b>	<b>2013</b>
TOTAL TAX BILL	\$ 4,104.60	\$ 4,057.45	\$ 4,111.85	\$ 4,170.40	\$ 4,246.10	\$ 4,423.30	\$ 4,685.20
UPD SHARE	353.30	348.05	348.10	417.70	429.30	476.30	505.75

<b>YEAR COLLECTED</b>	<b>2014</b>	<b>2015</b>	<b>2016</b>	<b>2017</b>	<b>2018</b>	<b>2019</b>	<b>2020</b>
TOTAL TAX BILL	\$ 5,231.00	\$ 5,300.55	\$ 5,373.20	\$ 5,314.40	\$ 5,343.80	\$ 5,165.50	\$ 5,225.00
UPD SHARE	590.80	600.65	610.70	605.30	612.75	614.15	620.35

**\$300,000 HOME**

<b>YEAR COLLECTED</b>	<b>2007</b>	<b>2008</b>	<b>2009</b>	<b>2010</b>	<b>2011</b>	<b>2012</b>	<b>2013</b>
TOTAL TAX BILL	\$ 8,209.20	\$ 8,114.90	\$ 8,223.70	\$ 8,340.80	\$ 8,492.20	\$ 8,846.60	\$ 9,370.40
UPD SHARE	706.60	696.10	696.20	835.40	858.60	952.60	1,011.50

<b>YEAR COLLECTED</b>	<b>2014</b>	<b>2015</b>	<b>2016</b>	<b>2017</b>	<b>2018</b>	<b>2019</b>	<b>2020</b>
TOTAL TAX BILL	\$ 10,462.00	\$ 10,601.10	\$ 10,746.40	\$ 10,628.80	\$ 10,687.60	\$ 10,331.00	\$ 10,450.00
UPD SHARE	1,181.60	1,201.30	1,221.40	1,210.60	1,225.50	1,228.30	1,240.70

\*THE HOMESTEAD EXEMPTION CAN LOWER A HOMEOWNER'S PROPERTY ASSESSMENT. PRIOR TO 2005 THE AMOUNT WAS \$3,500. IN 2005 THE HOMESTEAD EXEMPTION WAS CHANGED TO \$5,000. FOR TAXES PAID IN 2009 THE HOMESTEAD EXEMPTION INCREASED TO \$5,500 AND IN 2010 IT INCREASED TO \$6,000.

**TAX RATES AVAILABLE TO PARK DISTRICTS IN ILLINOIS**

<b>TAX</b>	<b>RATE PER \$100 A.V.</b>	<b>DOES UPD LEVY</b>
	<b>IN CENTS</b>	
AIRPORT	7.50	NO
AUDIT	0.50	YES
CORPORATE (GENERAL)	10.00	YES
CORPORATE (ADDITIONAL)	25.00	YES, LEVIED 24.99¢ OF THIS RATE
CONSERVATORY	5.00	NO
MUSEUM	7.00	YES
MUSEUM (ADDITIONAL)	8.00	YES
PAVING AND LIGHTING	0.50	NO
PENSIONS (IMRF)	NO LIMIT	YES
POLICE	2.50	YES, LEVIED 0.25¢ OF THIS RATE
PUBLIC BENEFIT	2.50	NO
RECREATION	7.50	YES
RECREATION (INCREASE)	4.50	YES
RECREATION (ADDITIONAL)	25.00	YES
REC FOR HANDICAPPED	4.00	YES
SOCIAL SECURITY	NO LIMIT	YES
LIABILITY	NO LIMIT	YES
WORKING CASH	2.50	NO LONGER LEVIED AFTER 1979

<b>TAX</b>	<b>BONDED INDEBTEDNESS</b>	<b>DOES UPD LEVY</b>
BONDS*	0.575% OF A.V.	YES
BONDS	2.875% OF A.V.	NO
BONDS	5.750% OF A.V.	NO

**\*PROPERTY TAX EXTENSION LIMITATION LAW (PTELL)  
RESTRICTIONS ON EXTENSIONS**

The Property Tax Code requires the governing body of a taxing district to submit any new rate to the voters before levying for it. This section also prohibits a taxing district from increasing its maximum rate without voter approval, even if the district is authorized by a law other than PTELL to increase its maximum rate without referendum.



## URBANA PARK DISTRICT TAX RATES

<b>YEAR COLLECTED</b>	<b>2001</b>	<b>2002</b>	<b>2003</b>	<b>2004</b>	<b>2005</b>
GENERAL	.2500	.2500	.2500	.2500	.2500
RECREATION	.1200	.1200	.1200	.1200	.1200
MUSEUM	.0700	.0700	.0700	.0700	.0650
LIABILITY	.0550	.0530	.0537	.0398	.0500
AUDIT	.0013	.0015	.0014	.0013	.0011
I.M.R.F.	.0146	.0149	.0172	.0470	.0448
BONDS	.2132	.2024	.1903	.1760	.1581
SPECIAL RECREATION	.0225	.0225	.0225	.0225	.0400
SOCIAL SECURITY	.0494	.0596	.0516	.0255	.0172
POLICE	.0000	.0000	.0000	.0013	.0001
<b>TOTAL</b>	<b>.7960</b>	<b>.7939</b>	<b>.7767</b>	<b>.7534</b>	<b>.7463</b>

<b>YEAR COLLECTED</b>	<b>2006</b>	<b>2007</b>	<b>2008</b>	<b>2009</b>	<b>2010</b>
GENERAL	.2468	.2500	.2494	.2722	.3500
RECREATION	.0997	.1075	.1039	.0975	.1493
MUSEUM	.0530	.0580	.0545	.0524	.0692
LIABILITY	.0619	.0465	.0476	.0402	.0358
AUDIT	.0017	.0039	.0024	.0031	.0040
I.M.R.F.	.0344	.0292	.0324	.0399	.0383
BONDS	.1495	.1382	.1283	.1212	.1176
SPECIAL RECREATION	.0400	.0400	.0400	.0400	.0400
SOCIAL SECURITY	.0313	.0311	.0356	.0288	.0307
POLICE	.0035	.0022	.0020	.0009	.0005
<b>TOTAL</b>	<b>.7218</b>	<b>.7066</b>	<b>.6961</b>	<b>.6962</b>	<b>.8354</b>

## URBANA PARK DISTRICT TAX RATES

<b>YEAR COLLECTED</b>	<b>2011</b>	<b>2012</b>	<b>2013</b>	<b>2014</b>	<b>2015</b>
GENERAL	.3500	.3500	.3500	.3500	.3500
RECREATION	.1585	.2409	.3060	.3700	.3700
MUSEUM	.0710	.0671	.0510	.1088	.1500
LIABILITY	.0467	.0477	.0431	.0467	.0459
AUDIT	.0018	.0026	.0043	.0050	.0031
I.M.R.F.	.0392	.0438	.0431	.0499	.0474
BONDS	.1203	.1248	.1325	.1633	.1503
SPECIAL RECREATION	.0400	.0400	.0400	.0400	.0400
SOCIAL SECURITY	.0306	.0352	.0389	.0449	.0427
POLICE	.0005	.0005	.0026	.0030	.0019
<b>TOTAL</b>	<b>.8586</b>	<b>.9526</b>	<b>1.0115</b>	<b>1.1816</b>	<b>1.2013</b>

<b>YEAR COLLECTED</b>	<b>2016</b>	<b>2017</b>	<b>2018</b>	<b>2019</b>	<b>2020</b>
GENERAL	.3500	.3500	.3500	.3500	.3499
RECREATION	.3700	.3700	.3700	.3700	.3700
MUSEUM	.1327	.1328	.1500	.1500	.1500
LIABILITY	.0703	.0710	.0695	.0768	.0804
AUDIT	.0048	.0043	.0049	.0050	.0050
I.M.R.F.	.0532	.0492	.0490	.0477	.0500
BONDS	.1514	.1460	.1456	.1435	.1429
SPECIAL RECREATION	.0400	.0400	.0400	.0400	.0400
SOCIAL SECURITY	.0475	.0455	.0454	.0443	.0500
POLICE	.0015	.0018	.0011	.0010	.0025
<b>TOTAL</b>	<b>1.2214</b>	<b>1.2106</b>	<b>1.2255</b>	<b>1.2283</b>	<b>1.2407</b>

**URBANA PARK DISTRICT**  
**ESTIMATED TAX DOLLARS TO BE RECEIVED**  
**IN 2020**

<b>FUND</b>	<b>GROSS EXTENSION</b>
GENERAL	2,101,110
RECREATION	2,221,810
MUSEUM	900,730
LIABILITY	482,790
AUDIT	30,020
IMRF	300,240
SOCIAL SECURITY	300,240
*SPECIAL RECREATION	240,200
POLICE	15,010
BOND	858,100
<b>TOTAL</b>	<b>7,450,250</b>

CORPORATE PERSONAL PROPERTY REPLACEMENT  
TAX DOLLARS ESTIMATE: \$120,000

TOTAL TAX DOLLARS TO BE RECEIVED:	
PROPERTY TAXES	\$7,450,250
CPPRT TAXES	<u>120,000</u>
TOTAL	<u>\$7,570,250</u>

- \* The Champaign-Urbana Special Recreation District is a joint city district funded by Special Recreation tax dollars levied by both cities. These tax dollars are combined to operate the program from the Hayes Recreation Center in Champaign.

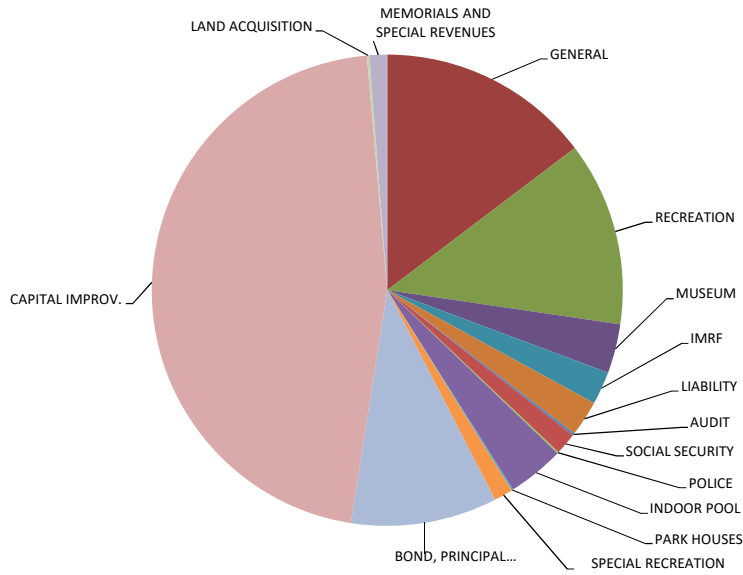
**URBANA PARK DISTRICT  
ASSESSED VALUATIONS**

LEVY YEAR	VALUATION	\$ INCREASE (\$DECREASE)	% INCREASE (%DECREASE)
1987	186,216,267		
1988	195,582,633	9,366,366	5.03%
1989	210,860,158	15,277,525	7.81%
1990	214,385,201	3,525,043	1.67%
1991	220,524,888	6,139,687	2.86%
1992	223,021,991	2,497,103	1.13%
1993	231,901,111	8,879,120	3.98%
1994	241,347,601	9,446,490	4.08%
1995	252,799,747	11,452,146	4.75%
1996	259,893,987	7,094,240	2.80%
1997	273,774,435	13,880,448	5.34%
1998	289,855,570	16,081,135	5.87%
1999	318,929,032	29,073,462	10.03%
2000	336,342,698	17,413,666	5.46%
2001	349,136,035	12,793,337	3.80%
2002	366,035,394	16,899,359	4.84%
2003	391,725,589	25,690,195	7.02%
2004	434,852,020	43,126,431	11.01%
2005	476,821,958	41,969,938	9.65%
2006	513,967,752	37,145,794	7.79%
2007	551,551,460	37,583,708	7.31%
2008	587,980,168	36,428,708	6.60%
2009	604,148,607	16,168,439	2.75%
2010	609,577,321	5,428,714	0.90%
2011	596,472,467	(13,104,854)	(2.15%)
2012	579,907,359	(16,565,108)	(2.78%)
2013	530,692,421	(49,214,938)	(8.49%)
2014	527,150,350	(3,542,071)	(0.67%)
2015	526,156,337	(994,013)	(0.19%)
2016	549,148,055	22,991,718	4.37%
2017	561,258,112	12,110,057	2.21%
2018	586,939,773	25,681,661	4.58%
2019	600,488,500	13,548,727	2.31%

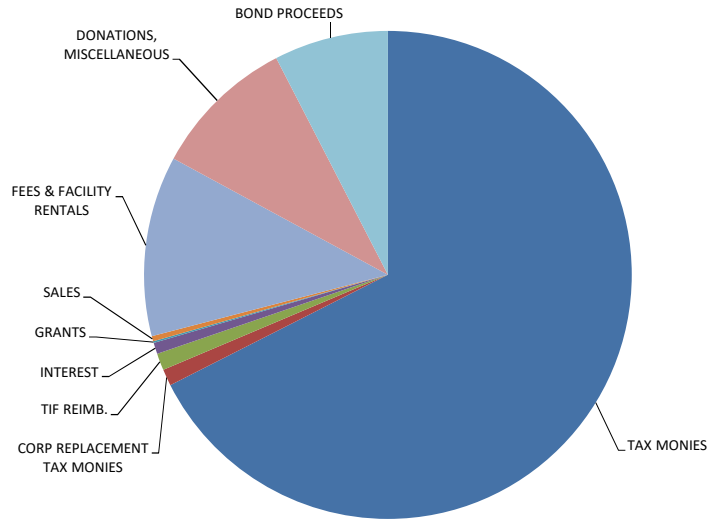
**URBANA PARK DISTRICT BUDGET SUMMARY (ALL FUNDS)**

<b>FUND EXPENDITURES</b>	<b>2019-2020</b>		<b>2020-2021</b>	
	<b>As Revised</b>			
GENERAL	2,636,010		2,777,320	
RECREATION	2,323,000		2,390,550	
MUSEUM	616,270		640,300	
*IMRF	420,000		430,000	
LIABILITY	501,770		463,450	
AUDIT	29,000		31,200	
SOCIAL SECURITY	260,000		280,000	
POLICE PROTECTION	15,000		20,000	
**INDOOR POOL	702,060		734,630	
PARK HOUSES	8,160		20,990	
SPECIAL RECREATION	234,930		240,350	
BOND, PRINCIPAL & INTEREST	12,087,930		1,902,450	
CAPITAL IMPROVEMENT	10,002,420		8,732,950	
LAND ACQUISITION	222,800		35,030	
MEMORIALS AND SPECIAL REVENUES	752,340		228,000	
<b>TOTAL FUND EXPENDITURES</b>	<b>30,811,690</b>		<b>18,927,220</b>	
<b>REVENUES</b>				
TAX MONIES	7,209,390	68.18%	7,450,250	73.08%
CORPORATE REPLACEMENT TAX MONIES	120,000	1.13%	120,000	1.18%
TIF REIMBURSEMENT	110,000	1.04%	125,000	1.23%
INTEREST	88,670	0.84%	82,670	0.81%
GRANTS	501,220	0.96%	10,390	0.10%
SALES	34,460	0.33%	38,170	0.37%
FEES & FACILITY RENTALS	1,349,420	12.76%	1,319,540	12.94%
***DONATIONS, MISCELLANEOUS	1,906,440	14.77%	1,049,010	10.29%
<b>TOTAL REVENUES</b>	<b>11,319,600</b>	<b>100.00%</b>	<b>10,195,030</b>	<b>100.00%</b>
<b>OPERATING EXPENSES</b>				
SALARIES - FULL TIME	2,496,540	29.36%	2,600,720	31.43%
SALARIES - PART TIME	1,105,930	13.01%	1,177,910	14.24%
SUPPLIES AND EQUIPMENT	591,890	6.96%	564,940	6.83%
CONTRACTUAL SERVICES	2,416,090	25.38%	1,671,150	20.20%
INSURANCE	807,120	9.49%	847,610	10.24%
IMRF PAYMENTS	435,000	5.12%	445,000	5.38%
FICA PAYMENTS	279,500	3.29%	302,000	3.65%
UTILITIES	361,890	4.26%	361,410	4.37%
MISCELLANEOUS	266,220	3.13%	303,750	3.67%
<b>TOTAL OPERATING EXPENSES</b>	<b>8,760,180</b>	<b>100.00%</b>	<b>8,274,490</b>	<b>100.00%</b>
CAPTIAL OUTLAY	10,123,590		8,757,280	
DEBT PAYMENT PRINCIPAL AND INTEREST	11,927,920		1,895,450	
<b>TOTAL EXPENDITURES</b>	<b>30,811,690</b>		<b>18,927,220</b>	
<b>EXCESS (DEFICIT) REV OVER EXP</b>	<b>(19,492,090)</b>		<b>(8,732,190)</b>	
TRANSFER IN BETWEEN FUNDS	3,115,160		2,625,550	
TRANSFER OUT BETWEEN FUNDS	(3,115,160)		(2,625,550)	
BOND PROCEEDS	16,812,410		835,280	
<b>TOTAL OTHER SOURCES (USES)</b>	<b>16,812,410</b>		<b>835,280</b>	
<b>NET CHANGE IN FUND BALANCE</b>	<b>(2,679,680)</b>		<b>(7,896,910)</b>	
<b>FUND BALANCE BEGINNING OF YEAR</b>	<b>7,347,610</b>		<b>4,667,930</b>	
<b>FUND BALANCE END OF YEAR</b>	<b>4,667,930</b>		<b>(3,228,980)</b>	
<b>PRELIMINARY, UNAUDITED</b>				
*Includes employee IMRF Contribution	130,000		130,000	
** Park/School Indoor Pool Contrib.	<u>530,920</u>		<u>635,960</u>	
*** Includes both contributions	660,920		765,960	

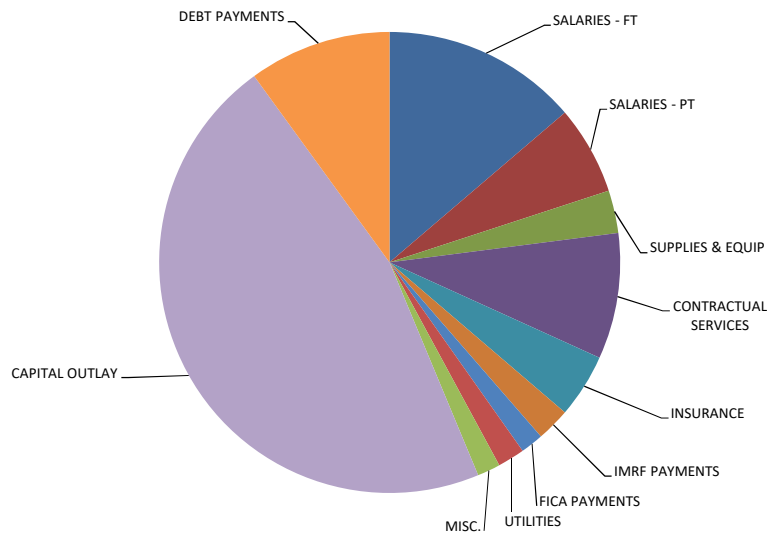
**URBANA PARK DISTRICT BUDGET SUMMARY (ALL FUNDS)  
2020-2021**



<b>FUND EXPENDITURES</b>	
GENERAL	2,777,320
RECREATION	2,390,550
MUSEUM	640,300
IMRF	430,000
LIABILITY	463,450
AUDIT	31,200
SOCIAL SECURITY	280,000
POLICE PROTECTION	20,000
INDOOR POOL	734,630
PARK HOUSES	20,990
SPECIAL RECREATION	240,350
BOND, PRINCIPAL & INTEREST	1,902,450
CAPITAL IMPROVEMENT	8,732,950
LAND ACQUISITION	35,030
MEMORIALS AND SPECIAL REVENUES	228,000
<b>TOTAL FUND EXPENDITURES</b>	<b>18,927,220</b>



<b>REVENUES</b>		
TAX MONIES	7,450,250	67.54%
CORP REPLACEMENT TAX MONIES	120,000	1.09%
TIF REIMBURSEMENT	125,000	1.13%
INTEREST	82,670	0.75%
GRANTS	10,390	0.09%
SALES	38,170	0.35%
FEES & FACILITY RENTALS	1,319,540	11.96%
DONATIONS, MISCELLANEOUS	1,049,010	9.51%
<b>TOTAL REVENUES</b>	<b>10,195,030</b>	
BOND PROCEEDS	835,280	7.57%
<b>ALL REVENUES</b>	<b>11,030,310</b>	<b>100.00%</b>



<b>OPERATING EXPENDITURES</b>		
SALARIES - FULL TIME	2,600,720	13.74%
SALARIES - PART TIME	1,177,910	6.22%
SUPPLIES AND EQUIPMENT	564,940	2.98%
CONTRACTUAL SERVICES	1,671,150	8.83%
INSURANCE	847,610	4.48%
IMRF PAYMENTS	445,000	2.35%
FICA PAYMENTS	302,000	1.60%
UTILITIES	361,410	1.91%
MISCELLANEOUS	303,750	1.60%
<b>TOTAL OPERATING EXPENDITURES</b>	<b>8,274,490</b>	
CAPITAL OUTLAY	8,757,280	46.27%
DEBT PAYMENTS	1,895,450	10.01%
<b>TOTAL EXPENDITURES</b>	<b>18,927,220</b>	<b>100.00%</b>

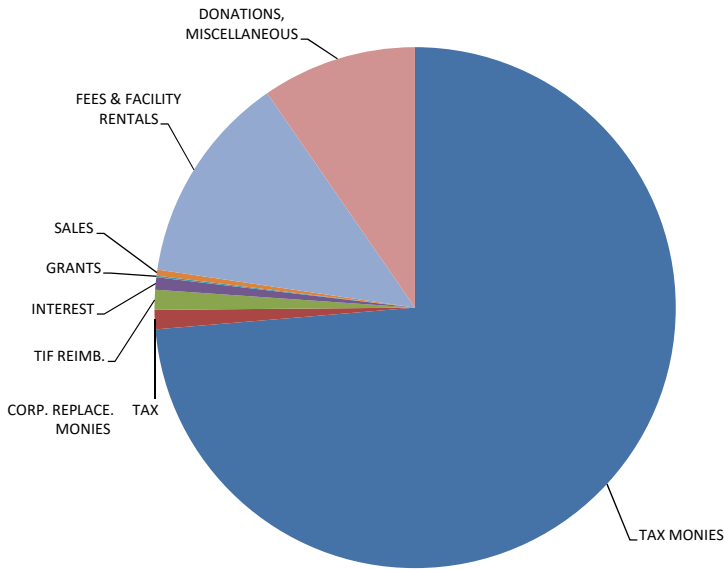
**OPERATING BUDGET (includes debt payments)**

<b>REVENUES</b>	<b>2019-2020</b>		<b>2020-2021</b>	
	<b>As Revised</b>			
TAX MONIES	7,209,390	69.10%	7,450,250	73.67%
CORPORATE REPLACEMENT TAX MONIES	120,000	1.15%	120,000	1.19%
TIF REIMBURSEMENT	110,000	1.05%	125,000	1.24%
INTEREST	83,670	0.80%	77,670	0.77%
GRANTS	98,420	0.94%	10,390	0.10%
SALES	34,460	0.33%	38,170	0.38%
FEES & FACILITY RENTAL	1,349,420	12.93%	1,319,540	13.05%
DONATIONS, MISCELLANEOUS	1,427,490	13.68%	972,010	9.61%
<b>TOTAL REVENUES</b>	<b>10,432,850</b>	<b>100.00%</b>	<b>10,113,030</b>	<b>100.00%</b>
<b>OPERATING EXPENSES</b>				
SALARIES - FULL TIME	2,496,540	28.83%	2,600,720	31.47%
SALARIES - PART TIME	1,105,930	12.77%	1,177,910	14.25%
SUPPLIES AND EQUIPMENT	591,890	6.84%	564,940	6.84%
CONTRACTUAL SERVICES	2,314,460	26.73%	1,660,450	20.09%
INSURANCE	807,120	9.32%	847,610	10.26%
IMRF PAYMENTS	435,000	5.02%	445,000	5.38%
FICA PAYMENTS	279,500	3.23%	302,000	3.65%
UTILITIES	361,890	4.18%	361,410	4.37%
MISCELLANEOUS	266,220	3.07%	303,750	3.68%
<b>TOTAL OPERATING EXPENSES</b>	<b>8,658,550</b>	<b>100.00%</b>	<b>8,263,790</b>	<b>100.00%</b>
AVAILABLE FOR LAND ACQUISITION	222,800		35,030	
DEBT PAYMENT PRINCIPAL AND INTEREST	11,927,920		1,895,450	
<b>TOTAL EXPENDITURES</b>	<b>20,809,270</b>		<b>10,194,270</b>	
<b>EXCESS (DEFICIT) REV OVER EXP</b>	<b>(10,376,420)</b>		<b>(81,240)</b>	
TRANSFER IN BETWEEN FUNDS	2,718,120		2,625,550	
TRANSFER OUT BETWEEN FUNDS	(3,115,160)		(2,625,550)	
BOND PROCEEDS	10,163,740			
<b>TOTAL OTHER SOURCES (USES)</b>	<b>9,766,700</b>		-	
<b>NET CHANGE IN FUND BALANCE</b>	<b>(609,720)</b>		<b>(81,240)</b>	

**CAPITAL IMPROVEMENTS BUDGET**

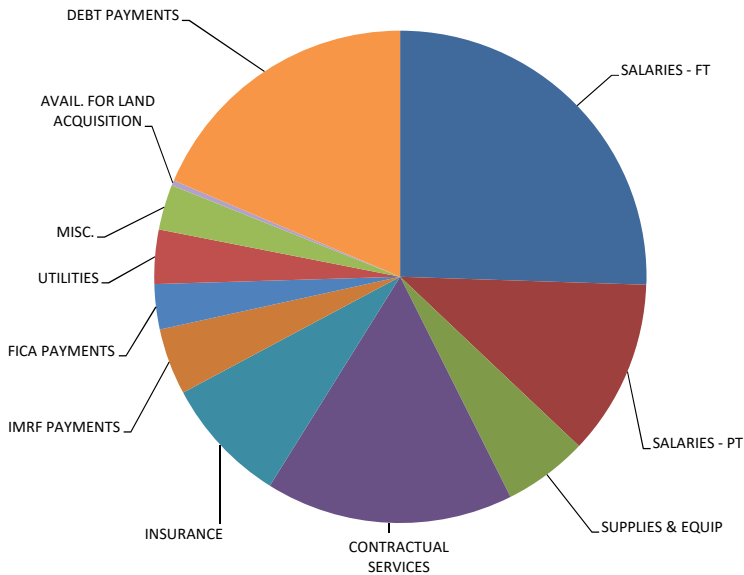
<b>REVENUES</b>	<b>2019-2020</b>		<b>2020-2021</b>	
	<b>As Revised</b>			
INTEREST	5,000		5,000	
GRANTS	402,800		-	
DONATIONS, MISCELLANEOUS	478,950		77,000	
<b>TOTAL REVENUES</b>	<b>886,750</b>		<b>82,000</b>	
<b>OPERATING EXPENSES</b>				
CONTRACTUAL SERVICES	101,630		10,700	
<b>TOTAL OPERATING EXPENSES</b>	<b>101,630</b>		<b>10,700</b>	
CAPTIAL OUTLAY	9,900,790		8,722,250	
<b>TOTAL EXPENDITURES</b>	<b>10,002,420</b>		<b>8,732,950</b>	
<b>EXCESS (DEFICIT) REV OVER EXP</b>	<b>(9,115,670)</b>		<b>(8,650,950)</b>	
TRANSFER IN BETWEEN FUNDS	397,040		-	
TRANSFER OUT BETWEEN FUNDS	-		-	
BOND PROCEEDS	6,648,670		835,280	
<b>TOTAL OTHER SOURCES (USES)</b>	<b>7,045,710</b>		<b>835,280</b>	
<b>NET CHANGE IN FUND BALANCE</b>	<b>(2,069,960)</b>		<b>(7,815,670)</b>	

**OPERATING BUDGET (includes debt payments)  
2020-2021**



**REVENUES**

TAX MONIES	7,450,250	73.67%
CORP REPLACEMENT TAX MONIES	120,000	1.19%
TIF REIMBURSEMENT	125,000	1.24%
INTEREST	77,670	0.77%
GRANTS	10,390	0.10%
SALES	38,170	0.38%
FEES & FACILITY RENTALS	1,319,540	13.05%
DONATIONS, MISCELLANEOUS	972,010	9.61%
<b>TOTAL REVENUES</b>	<b>10,113,030</b>	<b>100.00%</b>



**OPERATING EXPENDITURES**

SALARIES - FULL TIME	2,600,720	25.51%
SALARIES - PART TIME	1,177,910	11.55%
SUPPLIES AND EQUIPMENT	564,940	5.54%
CONTRACTUAL SERVICES	1,660,450	16.29%
INSURANCE	847,610	8.31%
IMRF PAYMENTS	445,000	4.37%
FICA PAYMENTS	302,000	2.96%
UTILITIES	361,410	3.55%
MISCELLANEOUS	303,750	2.98%
<b>TOTAL OPERATING EXPENDITURES</b>	<b>8,263,790</b>	
AVAILABLE FOR LAND ACQUISITION	35,030	0.34%
DEBT PAYMENTS	1,895,450	18.59%
<b>TOTAL EXPENDITURES</b>	<b>10,194,270</b>	<b>100.00%</b>



**BUDGET AND APPROPRIATION ORDINANCE INFORMATION**

	<b>UPD ORDINANCE</b>		<b>UPD ORDINANCE</b>	
	<b>#2019-05</b>		<b>#2020-07</b>	
	<b>2019-2020</b>		<b>2020-2021</b>	
	<b>As Revised</b>			
<b>EXPENDITURES BY FUND</b>				
GENERAL	4,631,790		4,352,320	
RECREATION	3,546,970		3,550,550	
MUSEUM	1,152,560		1,140,300	
*IMRF	420,000		430,000	
LIABILITY	501,770		463,450	
AUDIT	29,000		31,200	
SOCIAL SECURITY	260,000		280,000	
POLICE PROTECTION	15,000		20,000	
**INDOOR POOL	702,060		734,630	
PARK HOUSES	8,160		20,990	
SPECIAL RECREATION	234,930		240,350	
BOND, PRINCIPAL & INTEREST	12,087,930		1,902,450	
CAPITAL IMPROVEMENT	10,702,420		9,432,950	
LAND ACQUISITION	222,800		35,030	
MEMORIALS & SPECIAL REVENUES	961,460		468,550	
<b>TOTAL FUNDS AVAILABLE FOR EXPENDITURE</b>	<b>35,476,850</b>		<b>23,102,770</b>	
<b>ESTIMATED REVENUES</b>				
TAX MONIES	7,209,390	56.05%	7,450,250	59.22%
TIF REIMBURSEMENT	110,000	0.86%	125,000	0.99%
INTEREST	88,670	0.69%	82,670	0.66%
FEES, SALES, RENTALS	1,383,880	10.76%	1,357,710	10.79%
***DONATIONS, MISCELLANEOUS	3,456,440	24.19%	2,599,010	20.66%
GRANTS	501,220	0.79%	10,390	0.08%
REPLACEMENT TAX	120,000	0.93%	120,000	0.95%
BOND SALES - GENERAL OBLIGATION	16,812,410	5.74%	835,280	6.64%
<b>SUB TOTAL</b>	<b>29,682,010</b>	<b>100.00%</b>	<b>12,580,310</b>	<b>100.00%</b>
TRANSFER IN BETWEEN FUNDS	3,115,160		2,625,550	
<b>TOTAL ESTIMATED REVENUES</b>	<b>32,797,170</b>		<b>15,205,860</b>	
<b>EXPENDITURES BY CATEGORY</b>				
SALARIES - FULL-TIME	2,496,540	16.06%	2,600,720	12.70%
SALARIES - PART-TIME	1,105,930	7.12%	1,177,910	5.75%
SUPPLIES & EQUIPMENT	591,890	3.81%	564,940	2.76%
CONTRACTUAL SERVICE	2,416,090	13.89%	1,671,150	8.16%
INSURANCE & BONDS	807,120	5.19%	847,610	4.14%
*IMRF & SOCIAL SECURITY	714,500	4.60%	747,000	3.65%
UTILITIES	361,890	2.33%	361,410	1.76%
MISC., CONTINGENCY	1,816,220	11.69%	1,853,750	9.05%
CAPITAL PROJECTS	10,123,590	22.97%	8,757,280	42.77%
DEBT RETIREMENT (PRINCIPAL & INTEREST)	11,927,920	12.36%	1,895,450	9.26%
<b>SUB TOTAL</b>	<b>32,361,690</b>	<b>100.00%</b>	<b>20,477,220</b>	<b>100.00%</b>
TRANSFER OUT BETWEEN FUNDS	3,115,160		2,625,550	
<b>TOTAL EXPENDITURES</b>	<b>35,476,850</b>		<b>23,102,770</b>	
*Includes employee IMRF Contribution	130,000		130,000	
** Park/School Indoor Pool Contrib.	<u>530,920</u>		<u>635,960</u>	
*** Includes both contributions	660,920		765,960	

URBANA PARK DISTRICT SUMMARY  
FISCAL YEAR 2020-2021 BUDGET

ACCOUNT CLASSIFICATION	DESCRIPTION	2018-19 ACTIVITY	2019-20 AMENDED BUDGET	2019-20 ACTIVITY THRU 04/30/20	2020-21 ORIGINAL BUDGET
<b>ESTIMATED REVENUES</b>					
Other Sources Of Funds					
30	TRANSFERS IN	2,877,840	3,115,160	3,115,150	2,625,550
32	BOND SALES	738,060	16,812,410	16,909,620	835,280
TOTAL OTHER SOURCES OF FUNDS		3,615,900	19,927,570	20,024,770	3,460,830
Revenue					
31	PROPERTY TAXES	6,792,060	7,209,390	6,999,940	7,450,250
33	INTEREST	135,350	88,670	193,660	82,670
34	SALES	29,520	34,460	25,210	38,170
35	FEES	1,078,260	1,349,420	1,001,290	1,319,540
37	GRANTS	198,900	501,220	131,320	10,390
38	INTERGOV REV	242,500	230,000	297,570	245,000
39	DONATIONS	1,515,150	1,906,440	1,758,010	1,049,010
TOTAL REVENUE		9,991,740	11,319,600	10,407,000	10,195,030
TOTAL ESTIMATED REVENUES		13,607,640	31,247,170	30,431,770	13,655,860
<b>APPROPRIATIONS</b>					
Other Uses Of Funds					
40	TRANSFERS OUT	2,877,840	3,115,160	3,115,150	2,625,550
TOTAL OTHER USES OF FUNDS		2,877,840	3,115,160	3,115,150	2,625,550
Expenditure					
41	SALARIES - FULL TIME	2,304,390	2,496,540	2,431,270	2,600,720
42	SALARIES - PART TIME	952,020	1,105,930	906,130	1,177,910
43	SUPPLIES	393,450	520,340	356,220	489,340
44	PRINCIPAL AND INTEREST	1,913,470	11,927,920	11,927,920	1,895,450
45	CONTRACTUAL SERVICES	1,893,460	2,416,090	1,813,360	1,671,150
46	EQUIPMENT	68,820	71,550	51,430	75,600
47	INSURANCES	1,252,450	1,521,620	1,285,060	1,594,610
48	UTILITIES	339,800	361,890	323,610	361,410
49	OTHER EXPENDITURES	300,620	266,220	277,550	303,750
54	CAPITAL OUTLAY	1,075,280	10,123,590	1,237,260	8,757,280
TOTAL EXPENDITURE		10,493,760	30,811,690	20,609,810	18,927,220
TOTAL APPROPRIATIONS		13,371,600	33,926,850	23,724,960	21,552,770
ESTIMATED REVENUES - ALL FUNDS		( 13,607,640	31,247,170	30,431,770	13,655,860
APPROPRIATIONS - ALL FUNDS		( 13,371,600	33,926,850	23,724,960	21,552,770
NET OF REVENUES/APPROPRIATIONS - ALL FUNDS		236,040	(2,679,680)	6,706,810	(7,896,910)
BEGINNING FUND BALANCE - ALL FUNDS		7,111,740	7,347,610	7,347,610	0
ENDING FUND BALANCE - ALL FUNDS		7,347,780	4,667,930	14,054,420	(7,896,910)

URBANA PARK DISTRICT (LESS CAPITAL IMPROVEMENTS) SUMMARY  
FISCAL YEAR 2020-2021 BUDGET

ACCOUNT CLASSIFICATION	DESCRIPTION	2018-19 ACTIVITY	2019-20 AMENDED BUDGET	2019-20 ACTIVITY THRU 04/30/20	2020-21 ORIGINAL BUDGET
<b>ESTIMATED REVENUES</b>					
Other Sources Of Funds					
30	TRANFERS IN	2,512,980	2,718,120	2,718,110	2,625,550
32	BOND SALES	0	10,163,740	10,163,740	0
TOTAL OTHER SOURCES OF FUNDS		2,512,980	12,881,860	12,881,850	2,625,550
<b>Revenue</b>					
31	PROPERTY TAXES	6,792,060	7,209,390	6,999,940	7,450,250
33	INTEREST	118,530	83,670	142,330	77,670
34	SALES	29,520	34,460	25,210	38,170
35	FEES	1,078,260	1,349,420	1,001,290	1,319,540
37	GRANTS	114,150	98,420	98,740	10,390
38	INTERGOV REV	242,500	230,000	297,570	245,000
39	DONATIONS	1,318,240	1,427,490	1,235,160	972,010
TOTAL REVENUE		9,693,260	10,432,850	9,800,240	10,113,030
TOTAL ESTIMATED REVENUES		12,206,240	23,314,710	22,682,090	12,738,580
<b>APPROPRIATIONS</b>					
Other Uses Of Funds					
40	TRANSFERS OUT	2,877,840	3,115,160	3,115,150	2,625,550
TOTAL OTHER USES OF FUNDS		2,877,840	3,115,160	3,115,150	2,625,550
<b>Expenditure</b>					
41	SALARIES - FULL TIME	2,304,390	2,496,540	2,431,270	2,600,720
42	SALARIES - PART TIME	952,020	1,105,930	906,130	1,177,910
43	SUPPLIES	393,450	520,340	356,220	489,340
46	EQUIPMENT	68,820	71,550	51,430	75,600
48	UTILITIES	339,800	361,890	323,610	361,410
45	CONTRACTUAL SERVICES	1,882,760	2,314,460	1,712,730	1,660,450
47	INSURANCES	1,252,450	1,521,620	1,285,060	1,594,610
49	OTHER EXPENDITURES	300,620	266,220	277,550	303,750
44	PRINCIPAL AND INTEREST	1,913,470	11,927,920	11,927,920	1,895,450
54	CAPITAL OUTLAY	500	222,800	212,810	35,030
TOTAL EXPENDITURE		9,408,280	20,809,270	19,484,730	10,194,270
TOTAL APPROPRIATIONS		12,286,120	23,924,430	22,599,880	12,819,820
ESTIMATED REVENUES - ALL FUNDS ( 12,206,240 23,314,710 22,682,090 12,738,580					
APPROPRIATIONS - ALL FUNDS ( 12,286,120 23,924,430 22,599,880 12,819,820					
NET OF REVENUES/APPROPRIATIONS - ALL FUNDS (79,880) (609,720) 82,210 (81,240)					
BEGINNING FUND BALANCE - ALL FUNDS		5,387,420	5,307,430	5,307,430	0
ENDING FUND BALANCE - ALL FUNDS		5,307,540	4,697,710	5,389,640	(81,240)

CAPITAL IMPROVEMENTS FUND SUMMARY  
FISCAL YEAR 2020-2021 BUDGET

ACCOUNT CLASSIFICATION	DESCRIPTION	2018-19 ACTIVITY	2019-20 AMENDED BUDGET	2019-20 ACTIVITY THRU 04/30/20	2020-21 ORIGINAL BUDGET
<b>ESTIMATED REVENUES</b>					
Other Sources Of Funds					
30	TRANSFERS IN	364,860	397,040	397,040	0
32	BOND SALES	738,060	6,648,670	6,745,880	835,280
TOTAL OTHER SOURCES OF FUNDS		<u>1,102,920</u>	<u>7,045,710</u>	<u>7,142,920</u>	<u>835,280</u>
Revenue					
33	INTEREST	16,820	5,000	51,330	5,000
37	GRANTS	84,750	402,800	32,580	0
39	DONATIONS	196,910	478,950	522,850	77,000
TOTAL REVENUE		<u>298,480</u>	<u>886,750</u>	<u>606,760</u>	<u>82,000</u>
TOTAL ESTIMATED REVENUES		<u>1,401,400</u>	<u>7,932,460</u>	<u>7,749,680</u>	<u>917,280</u>
<b>APPROPRIATIONS</b>					
Other Uses Of Funds					
40	TRANSFERS OUT	0	0	0	0
TOTAL OTHER USES OF FUNDS		<u>0</u>	<u>0</u>	<u>0</u>	<u>0</u>
Expenditure					
45	CONTRACTUAL SERVICES	10,700	101,630	100,630	10,700
54	CAPITAL OUTLAY	1,159,870	9,900,790	1,024,450	8,722,250
TOTAL EXPENDITURE		<u>1,170,570</u>	<u>10,002,420</u>	<u>1,125,080</u>	<u>8,732,950</u>
TOTAL APPROPRIATIONS		<u>1,170,570</u>	<u>10,002,420</u>	<u>1,125,080</u>	<u>8,732,950</u>
ESTIMATED REVENUES - ALL FUNDS		( 1,401,400	7,932,460	7,749,680	917,280
APPROPRIATIONS - ALL FUNDS		( 1,170,570	10,002,420	1,125,080	8,732,950
NET OF REVENUES/APPROPRIATIONS - ALL FUNDS		230,830	(2,069,960)	6,624,600	(7,815,670)
BEGINNING FUND BALANCE - ALL FUNDS		1,724,320	1,955,090	1,955,090	0
ENDING FUND BALANCE - ALL FUNDS		1,955,150	(114,870)	8,579,690	(7,815,670)

BUDGET REPORT FOR URBANA PARK DISTRICT  
Fund: 01 GENERAL FUND  
FISCAL YEAR 2020-2021 BUDGET - FUND SUMMARY

ACCOUNT CLASSIFICATION	DESCRIPTION	2018-19 ACTIVITY	2019-20 AMENDED BUDGET	2019-20 ACTIVITY THRU 04/30/20	2020-21 ORIGINAL BUDGET
<b>ESTIMATED REVENUES</b>					
Other Sources Of Funds					
30	TRANFERS IN	1,450,500	1,450,000	1,450,000	1,500,000
TOTAL OTHER SOURCES OF FUNDS		1,450,500	1,450,000	1,450,000	1,500,000
<b>Revenue</b>					
31	PROPERTY TAXES	1,939,810	2,054,290	1,994,620	2,101,110
33	INTEREST	70,110	60,000	74,490	50,000
34	SALES	40	0	10	0
35	FEES	23,720	28,900	26,370	28,900
37	GRANTS	6,040	6,620	6,610	8,040
38	INTERGOV REV	111,490	110,000	125,080	125,000
39	DONATIONS	55,210	49,500	50,990	56,000
TOTAL REVENUE		2,206,420	2,309,310	2,278,170	2,369,050
TOTAL ESTIMATED REVENUES		3,656,920	3,759,310	3,728,170	3,869,050
<b>APPROPRIATIONS</b>					
Other Uses Of Funds					
40	TRANSFERS OUT	1,116,730	1,495,780	1,495,780	1,075,000
TOTAL OTHER USES OF FUNDS		1,116,730	1,495,780	1,495,780	1,075,000
<b>Expenditure</b>					
41	SALARIES - FULL TIME	1,322,370	1,379,530	1,365,690	1,423,670
42	SALARIES - PART TIME	85,100	135,460	98,420	146,830
43	SUPPLIES	157,740	232,030	138,300	233,570
45	CONTRACTUAL SERVICES	421,350	397,930	281,320	435,000
46	EQUIPMENT	43,080	41,250	23,210	45,900
47	INSURANCES	177,010	249,330	214,910	282,840
48	UTILITIES	108,320	134,400	108,330	134,880
49	OTHER EXPENDITURES	60,130	66,080	45,480	74,630
TOTAL EXPENDITURE		2,375,100	2,636,010	2,275,660	2,777,320
TOTAL APPROPRIATIONS		3,491,830	4,131,790	3,771,440	3,852,320
NET OF REVENUES/APPROPRIATIONS - FUND 01		165,090	(372,480)	(43,270)	16,730
BEGINNING FUND BALANCE		2,431,420	2,596,400	2,596,400	0
ENDING FUND BALANCE		2,596,510	2,223,920	2,553,130	16,730

BUDGET REPORT FOR URBANA PARK DISTRICT

Fund: 01 GENERAL FUND

FISCAL YEAR 2020-2021 BUDGET - DEPARTMENT DETAIL

ACCOUNT CLASSIFICATION	DESCRIPTION	2018-19 ACTIVITY	2019-20 AMENDED BUDGET	2019-20 ACTIVITY THRU 04/30/20	2020-21 ORIGINAL BUDGET
<b>ADMINISTRATION</b>					
Dept 01-001 - ADMINISTRATION - ADMIN					
ESTIMATED REVENUES					
30	TRANSFERS IN	1,422,500	1,422,000	1,422,000	1,470,000
31	PROPERTY TAXES	0	173,280	168,250	151,650
33	INTEREST	70,110	60,000	74,490	50,000
38	INTERGOV REV	111,490	110,000	125,080	125,000
39	DONATIONS	8,120	5,000	9,850	5,000
TOTAL ESTIMATED REVENUES		1,612,220	1,770,280	1,799,670	1,801,650
APPROPRIATIONS					
40	TRANSFERS OUT	1,116,730	1,495,780	1,495,780	1,075,000
41	SALARIES - FULL TIME	389,380	408,030	405,360	475,410
42	SALARIES - PART TIME	13,710	19,400	12,950	19,400
43	SUPPLIES	7,980	7,800	5,130	5,800
45	CONTRACTUAL SERVICES	71,620	135,780	78,370	110,900
46	EQUIPMENT	930	2,000	0	2,000
47	INSURANCES	25,390	25,130	32,130	39,570
48	UTILITIES	7,000	7,140	7,180	7,140
49	OTHER EXPENDITURES	35,920	41,700	29,580	49,700
TOTAL APPROPRIATIONS		1,668,660	2,142,760	2,066,480	1,784,920
NET OF REVENUES/APPROPRIATIONS - 01-001 - ADMINISTF		(56,440)	(372,480)	(266,810)	16,730
Dept 01-250 - ADMINISTRATION - DEVELOPMENT					
ESTIMATED REVENUES					
31	PROPERTY TAXES	91,560	95,620	92,840	135,020
TOTAL ESTIMATED REVENUES		91,560	95,620	92,840	135,020
APPROPRIATIONS					
41	SALARIES - FULL TIME	69,060	72,370	71,960	71,970
42	SALARIES - PART TIME	10,540	13,600	6,120	13,600
45	CONTRACTUAL SERVICES	0	0	0	0
47	INSURANCES	140	170	160	170
49	OTHER EXPENDITURES	4,210	3,350	3,050	3,900
TOTAL APPROPRIATIONS		83,950	89,490	81,290	89,640
NET OF REVENUES/APPROPRIATIONS - 01-250 - ADMINISTF		7,610	6,130	11,550	45,380
Dept 01-251 - ADMINISTRATION - VOLUNTEERS					
APPROPRIATIONS					
43	SUPPLIES	560	3,980	350	3,430
TOTAL APPROPRIATIONS		560	3,980	350	3,430
NET OF REVENUES/APPROPRIATIONS - 01-251 - ADMINISTF		(560)	(3,980)	(350)	(3,430)
Dept 01-252 - ADMINISTRATION - FUNDRAISING					
APPROPRIATIONS					
43	SUPPLIES	0	650	0	650
45	CONTRACTUAL SERVICES	270	450	0	40,250
TOTAL APPROPRIATIONS		270	1,100	0	40,900
NET OF REVENUES/APPROPRIATIONS - 01-252 - ADMINISTF		(270)	(1,100)	0	(40,900)
Dept 01-253 - ADMINISTRATION - GRANT DEVELOPMENT					
APPROPRIATIONS					
43	SUPPLIES	0	200	0	200
TOTAL APPROPRIATIONS		0	200	0	200
NET OF REVENUES/APPROPRIATIONS - 01-253 - ADMINISTF		0	(200)	0	(200)
Dept 01-254 - ADMINISTRATION - UPDAC					
APPROPRIATIONS					
43	SUPPLIES	460	850	160	850
TOTAL APPROPRIATIONS		460	850	160	850
NET OF REVENUES/APPROPRIATIONS - 01-254 - ADMINISTF		(460)	(850)	(160)	(850)
Dept 01-260 - ADMINISTRATION - INFORMATION TECHNOLOGY					
ESTIMATED REVENUES					
31	PROPERTY TAXES	270,470	132,000	128,170	142,000
TOTAL ESTIMATED REVENUES		270,470	132,000	128,170	142,000
APPROPRIATIONS					
43	SUPPLIES	210	0	410	1,000
45	CONTRACTUAL SERVICES	214,460	117,800	84,230	121,000

BUDGET REPORT FOR URBANA PARK DISTRICT

Fund: 01 GENERAL FUND

FISCAL YEAR 2020-2021 BUDGET - DEPARTMENT DETAIL

ACCOUNT CLASSIFICATION	DESCRIPTION	2018-19 ACTIVITY	2019-20 AMENDED BUDGET	2019-20 ACTIVITY THRU 04/30/20	2020-21 ORIGINAL BUDGET
ADMINISTRATION					
Dept 01-260 - ADMINISTRATION - INFORMATION TECHNOLOGY					
APPROPRIATIONS					
46	EQUIPMENT	27,600	14,200	11,360	20,000
	TOTAL APPROPRIATIONS	242,270	132,000	96,000	142,000
	NET OF REVENUES/APPROPRIATIONS - 01-260 - ADMINISTF	28,200	0	32,170	0
	NET OF REVENUES/APPROPRIATIONS - ADMINISTRATION	(21,920)	(372,480)	(223,600)	16,730

BUDGET REPORT FOR URBANA PARK DISTRICT

Fund: 01 GENERAL FUND

FISCAL YEAR 2020-2021 BUDGET - DEPARTMENT DETAIL

ACCOUNT CLASSIFICATION	DESCRIPTION	2018-19 ACTIVITY	2019-20 AMENDED BUDGET	2019-20 ACTIVITY THRU 04/30/20	2020-21 ORIGINAL BUDGET
SCULPTURE GARDEN					
Dept 02-001 - SCULPTURE GARDEN - ADMIN					
ESTIMATED REVENUES					
31	PROPERTY TAXES	16,590	9,300	9,030	10,050
37	GRANTS	0	0	0	0
39	DONATIONS	0	10,000	10,400	20,000
TOTAL ESTIMATED REVENUES		16,590	19,300	19,430	30,050
APPROPRIATIONS					
43	SUPPLIES	160	800	280	1,050
45	CONTRACTUAL SERVICES	9,660	18,500	19,050	29,000
TOTAL APPROPRIATIONS		9,820	19,300	19,330	30,050
NET OF REVENUES/APPROPRIATIONS - 02-001 - SCULPTURE		6,770	0	100	0
Dept 02-904 - SCULPTURE GARDEN - LINCOLN THE LAWYER					
ESTIMATED REVENUES					
39	DONATIONS	0	3,500	3,480	0
TOTAL ESTIMATED REVENUES		0	3,500	3,480	0
APPROPRIATIONS					
43	SUPPLIES	0	0	0	0
45	CONTRACTUAL SERVICES	0	3,500	3,480	0
TOTAL APPROPRIATIONS		0	3,500	3,480	0
NET OF REVENUES/APPROPRIATIONS - 02-904 - SCULPTURE		0	0	0	0
NET OF REVENUES/APPROPRIATIONS - SCULPTURE GARDEN		6,770	0	100	0



BUDGET REPORT FOR URBANA PARK DISTRICT

Fund: 01 GENERAL FUND

FISCAL YEAR 2020-2021 BUDGET - DEPARTMENT DETAIL

ACCOUNT CLASSIFICATION	DESCRIPTION	2018-19 ACTIVITY	2019-20 AMENDED BUDGET	2019-20 ACTIVITY THRU 04/30/20	2020-21 ORIGINAL BUDGET
P & O					
Dept 03-001 - P & O - ADMIN					
ESTIMATED REVENUES					
30	TRANSFERS IN	28,000	28,000	28,000	30,000
31	PROPERTY TAXES	1,561,190	1,644,090	1,596,330	1,662,390
34	SALES	40	0	10	0
35	FEES	14,320	18,000	13,880	18,000
37	GRANTS	6,040	6,620	6,610	8,040
39	DONATIONS	46,230	30,500	26,910	30,500
TOTAL ESTIMATED REVENUES		1,655,820	1,727,210	1,671,740	1,748,930
APPROPRIATIONS					
41	SALARIES - FULL TIME	501,310	510,220	500,670	422,590
42	SALARIES - PART TIME	3,760	7,640	3,010	2,260
43	SUPPLIES	2,760	2,880	2,380	2,880
45	CONTRACTUAL SERVICES	450	600	470	500
47	INSURANCES	151,480	224,030	182,620	243,100
49	OTHER EXPENDITURES	20,000	21,030	12,850	21,030
TOTAL APPROPRIATIONS		679,760	766,400	702,000	692,360
NET OF REVENUES/APPROPRIATIONS - 03-001 - P & O - ADMIN		976,060	960,810	969,740	1,056,570
Dept 03-002 - P & O - P & O OFFICE					
APPROPRIATIONS					
41	SALARIES - FULL TIME	34,830	38,660	37,200	38,660
42	SALARIES - PART TIME	0	750	90	750
43	SUPPLIES	6,520	7,000	6,130	7,000
45	CONTRACTUAL SERVICES	4,070	9,000	2,000	9,000
46	EQUIPMENT	390	2,000	0	2,000
48	UTILITIES	11,350	12,840	11,300	12,840
TOTAL APPROPRIATIONS		57,160	70,250	56,720	70,250
NET OF REVENUES/APPROPRIATIONS - 03-002 - P & O - OFFICE		(57,160)	(70,250)	(56,720)	(70,250)
Dept 03-004 - P & O - AMBUCS					
APPROPRIATIONS					
41	SALARIES - FULL TIME	21,270	22,770	16,690	16,550
42	SALARIES - PART TIME	3,650	5,400	4,650	5,790
43	SUPPLIES	1,270	4,350	2,370	4,360
45	CONTRACTUAL SERVICES	1,940	2,700	2,130	2,900
48	UTILITIES	3,570	5,120	3,400	5,120
TOTAL APPROPRIATIONS		31,700	40,340	29,240	34,720
NET OF REVENUES/APPROPRIATIONS - 03-004 - P & O - AMBUCS		(31,700)	(40,340)	(29,240)	(34,720)
Dept 03-008 - P & O - BINKERD GROVE					
APPROPRIATIONS					
41	SALARIES - FULL TIME	830	3,150	480	1,440
42	SALARIES - PART TIME	90	240	80	210
43	SUPPLIES	0	550	0	550
45	CONTRACTUAL SERVICES	0	250	0	250
48	UTILITIES	0	0	0	0
TOTAL APPROPRIATIONS		920	4,190	560	2,450
NET OF REVENUES/APPROPRIATIONS - 03-008 - P & O - BINKERD GROVE		(920)	(4,190)	(560)	(2,450)
Dept 03-011 - P & O - BLAIR					
APPROPRIATIONS					
41	SALARIES - FULL TIME	11,840	13,140	9,790	14,740
42	SALARIES - PART TIME	3,780	4,810	3,290	5,320
43	SUPPLIES	2,700	3,440	2,470	3,380
45	CONTRACTUAL SERVICES	1,120	2,220	30	2,250
48	UTILITIES	5,990	6,870	5,610	6,970
TOTAL APPROPRIATIONS		25,430	30,480	21,190	32,660
NET OF REVENUES/APPROPRIATIONS - 03-011 - P & O - BLAIR		(25,430)	(30,480)	(21,190)	(32,660)
Dept 03-015 - P & O - BROOKENS					
APPROPRIATIONS					
41	SALARIES - FULL TIME	3,660	7,410	2,880	6,090
42	SALARIES - PART TIME	310	790	930	1,260
43	SUPPLIES	7,060	7,080	3,780	9,200
45	CONTRACTUAL SERVICES	2,020	3,000	1,850	3,000
TOTAL APPROPRIATIONS		13,050	18,280	9,440	19,550
NET OF REVENUES/APPROPRIATIONS - 03-015 - P & O - BROOKENS		(13,050)	(18,280)	(9,440)	(19,550)

BUDGET REPORT FOR URBANA PARK DISTRICT

Fund: 01 GENERAL FUND

FISCAL YEAR 2020-2021 BUDGET - DEPARTMENT DETAIL

ACCOUNT CLASSIFICATION	DESCRIPTION	2018-19 ACTIVITY	2019-20 AMENDED BUDGET	2019-20 ACTIVITY THRU 04/30/20	2020-21 ORIGINAL BUDGET
P & O					
Dept 03-020 - P & O - BUSEY WOODS					
APPROPRIATIONS					
41	SALARIES - FULL TIME	10,960	9,280	5,450	9,630
42	SALARIES - PART TIME	450	1,960	1,740	1,340
43	SUPPLIES	1,280	840	1,320	840
45	CONTRACTUAL SERVICES	170	300	0	300
48	UTILITIES	30	40	30	40
TOTAL APPROPRIATIONS		12,890	12,420	8,540	12,150
NET OF REVENUES/APPROPRIATIONS - 03-020 - P & O - E		(12,890)	(12,420)	(8,540)	(12,150)
Dept 03-030 - P & O - CANADAY					
APPROPRIATIONS					
41	SALARIES - FULL TIME	2,310	3,500	2,530	2,830
42	SALARIES - PART TIME	810	1,770	590	860
43	SUPPLIES	230	1,210	800	1,200
45	CONTRACTUAL SERVICES	1,940	2,200	1,780	2,300
48	UTILITIES	980	1,200	900	1,300
TOTAL APPROPRIATIONS		6,270	9,880	6,600	8,490
NET OF REVENUES/APPROPRIATIONS - 03-030 - P & O - C		(6,270)	(9,880)	(6,600)	(8,490)
Dept 03-040 - P & O - CARLE					
APPROPRIATIONS					
41	SALARIES - FULL TIME	9,140	10,080	11,580	12,730
42	SALARIES - PART TIME	2,760	3,230	3,730	5,430
43	SUPPLIES	3,340	1,660	1,840	2,370
45	CONTRACTUAL SERVICES	440	500	910	600
48	UTILITIES	1,640	1,840	1,690	1,920
TOTAL APPROPRIATIONS		17,320	17,310	19,750	23,050
NET OF REVENUES/APPROPRIATIONS - 03-040 - P & O - C		(17,320)	(17,310)	(19,750)	(23,050)
Dept 03-050 - P & O - CHIEF SHEMAUGER					
APPROPRIATIONS					
41	SALARIES - FULL TIME	1,520	2,390	1,890	1,650
42	SALARIES - PART TIME	450	860	780	960
43	SUPPLIES	140	620	170	120
45	CONTRACTUAL SERVICES	770	1,100	710	1,100
TOTAL APPROPRIATIONS		2,880	4,970	3,550	3,830
NET OF REVENUES/APPROPRIATIONS - 03-050 - P & O - C		(2,880)	(4,970)	(3,550)	(3,830)
Dept 03-055 - P & O - COTTAGE					
APPROPRIATIONS					
41	SALARIES - FULL TIME	0	6,600	2,430	3,580
42	SALARIES - PART TIME	0	1,020	490	2,040
43	SUPPLIES	0	3,130	1,670	3,140
45	CONTRACTUAL SERVICES	0	3,900	0	3,950
48	UTILITIES	70	4,800	3,840	4,850
TOTAL APPROPRIATIONS		70	19,450	8,430	17,560
NET OF REVENUES/APPROPRIATIONS - 03-055 - P & O - C		(70)	(19,450)	(8,430)	(17,560)
Dept 03-060 - P & O - CRESTVIEW					
APPROPRIATIONS					
41	SALARIES - FULL TIME	5,440	6,810	5,890	6,490
42	SALARIES - PART TIME	1,960	2,690	2,720	3,580
43	SUPPLIES	1,180	1,680	1,090	1,210
45	CONTRACTUAL SERVICES	90	50	0	50
48	UTILITIES	190	1,700	1,020	1,700
TOTAL APPROPRIATIONS		8,860	12,930	10,720	13,030
NET OF REVENUES/APPROPRIATIONS - 03-060 - P & O - C		(8,860)	(12,930)	(10,720)	(13,030)
Dept 03-070 - P & O - CRYSTAL LAKE					
APPROPRIATIONS					
41	SALARIES - FULL TIME	49,720	58,150	47,560	67,230
42	SALARIES - PART TIME	9,710	13,630	10,710	17,230
43	SUPPLIES	4,060	11,760	4,560	13,070
45	CONTRACTUAL SERVICES	26,910	28,900	25,070	31,400
48	UTILITIES	1,980	11,550	5,800	10,550
TOTAL APPROPRIATIONS		92,380	123,990	93,700	139,480
NET OF REVENUES/APPROPRIATIONS - 03-070 - P & O - C		(92,380)	(123,990)	(93,700)	(139,480)

BUDGET REPORT FOR URBANA PARK DISTRICT

Fund: 01 GENERAL FUND

FISCAL YEAR 2020-2021 BUDGET - DEPARTMENT DETAIL

ACCOUNT CLASSIFICATION	DESCRIPTION	2018-19 ACTIVITY	2019-20 AMENDED BUDGET	2019-20 ACTIVITY THRU 04/30/20	2020-21 ORIGINAL BUDGET
P & O					
Dept 03-075 - P & O - 117 FRANKLIN ST					
APPROPRIATIONS					
43	SUPPLIES	0	0	0	0
45	CONTRACTUAL SERVICES	0	0	0	0
48	UTILITIES	1,390	0	20	0
TOTAL APPROPRIATIONS		1,390	0	20	0
NET OF REVENUES/APPROPRIATIONS - 03-075 - P & O - 1		(1,390)	0	(20)	0
Dept 03-078 - P & O - DOG PARK					
ESTIMATED REVENUES					
35	FEES	9,400	10,900	12,490	10,900
39	DONATIONS	860	500	350	500
TOTAL ESTIMATED REVENUES		10,260	11,400	12,840	11,400
APPROPRIATIONS					
41	SALARIES - FULL TIME	5,590	8,030	6,990	7,490
42	SALARIES - PART TIME	1,310	1,590	1,640	2,260
43	SUPPLIES	3,310	5,740	1,930	6,090
45	CONTRACTUAL SERVICES	4,280	6,150	4,040	5,200
48	UTILITIES	2,230	2,630	2,630	2,650
TOTAL APPROPRIATIONS		16,720	24,140	17,230	23,690
NET OF REVENUES/APPROPRIATIONS - 03-078 - P & O - I		(6,460)	(12,740)	(4,390)	(12,290)
Dept 03-080 - P & O - HAGEN BLVD					
APPROPRIATIONS					
41	SALARIES - FULL TIME	190	420	320	560
42	SALARIES - PART TIME	10	100	50	120
43	SUPPLIES	70	0	0	0
48	UTILITIES	0	0	0	0
TOTAL APPROPRIATIONS		270	520	370	680
NET OF REVENUES/APPROPRIATIONS - 03-080 - P & O - F		(270)	(520)	(370)	(680)
Dept 03-084 - P & O - HICKORY					
APPROPRIATIONS					
41	SALARIES - FULL TIME	5,750	8,050	5,730	5,500
42	SALARIES - PART TIME	650	1,140	630	910
43	SUPPLIES	30	500	0	500
45	CONTRACTUAL SERVICES	0	300	0	350
48	UTILITIES	2,380	2,820	2,170	2,820
TOTAL APPROPRIATIONS		8,810	12,810	8,530	10,080
NET OF REVENUES/APPROPRIATIONS - 03-084 - P & O - F		(8,810)	(12,810)	(8,530)	(10,080)
Dept 03-085 - P & O - KERR					
APPROPRIATIONS					
41	SALARIES - FULL TIME	31,800	41,320	28,810	38,780
42	SALARIES - PART TIME	2,900	5,020	1,690	2,330
43	SUPPLIES	6,330	8,840	6,500	10,310
45	CONTRACTUAL SERVICES	18,850	8,500	18,150	13,500
48	UTILITIES	29,750	31,620	26,850	32,120
TOTAL APPROPRIATIONS		89,630	95,300	82,000	97,040
NET OF REVENUES/APPROPRIATIONS - 03-085 - P & O - F		(89,630)	(95,300)	(82,000)	(97,040)
Dept 03-090 - P & O - KING					
APPROPRIATIONS					
41	SALARIES - FULL TIME	6,650	7,810	7,300	9,440
42	SALARIES - PART TIME	2,690	3,530	3,250	4,050
43	SUPPLIES	1,370	2,210	1,830	3,520
45	CONTRACTUAL SERVICES	550	150	140	200
48	UTILITIES	4,160	5,260	4,240	5,480
TOTAL APPROPRIATIONS		15,420	18,960	16,760	22,690
NET OF REVENUES/APPROPRIATIONS - 03-090 - P & O - F		(15,420)	(18,960)	(16,760)	(22,690)
Dept 03-095 - P & O - LARSON					
APPROPRIATIONS					
41	SALARIES - FULL TIME	3,880	4,510	6,710	6,750
42	SALARIES - PART TIME	1,150	1,530	1,610	2,230
43	SUPPLIES	10	410	960	980
45	CONTRACTUAL SERVICES	220	100	660	100
48	UTILITIES	630	690	640	690

BUDGET REPORT FOR URBANA PARK DISTRICT

Fund: 01 GENERAL FUND

FISCAL YEAR 2020-2021 BUDGET - DEPARTMENT DETAIL

ACCOUNT CLASSIFICATION	DESCRIPTION	2018-19 ACTIVITY	2019-20 AMENDED BUDGET	2019-20 ACTIVITY THRU 04/30/20	2020-21 ORIGINAL BUDGET
P & O					
Dept 03-095 - P & O - LARSON					
APPROPRIATIONS					
	TOTAL APPROPRIATIONS	5,890	7,240	10,580	10,750
	NET OF REVENUES/APPROPRIATIONS - 03-095 - P & O - I	(5,890)	(7,240)	(10,580)	(10,750)
Dept 03-100 - P & O - LEAL					
APPROPRIATIONS					
41	SALARIES - FULL TIME	11,250	8,550	7,200	5,970
42	SALARIES - PART TIME	1,480	2,110	2,210	1,650
43	SUPPLIES	2,460	780	460	860
45	CONTRACTUAL SERVICES	13,930	100	1,370	200
48	UTILITIES	4,980	1,080	1,250	1,280
	TOTAL APPROPRIATIONS	34,100	12,620	12,490	9,960
	NET OF REVENUES/APPROPRIATIONS - 03-100 - P & O - I	(34,100)	(12,620)	(12,490)	(9,960)
Dept 03-110 - P & O - LOHMANN					
APPROPRIATIONS					
41	SALARIES - FULL TIME	15,930	9,300	3,090	3,500
42	SALARIES - PART TIME	2,390	2,470	1,020	1,460
43	SUPPLIES	2,350	830	940	840
45	CONTRACTUAL SERVICES	1,720	2,400	1,740	2,500
48	UTILITIES	30	40	30	40
	TOTAL APPROPRIATIONS	22,420	15,040	6,820	8,340
	NET OF REVENUES/APPROPRIATIONS - 03-110 - P & O - I	(22,420)	(15,040)	(6,820)	(8,340)
Dept 03-120 - P & O - MEADOWBROOK					
APPROPRIATIONS					
41	SALARIES - FULL TIME	58,070	61,950	53,320	65,800
42	SALARIES - PART TIME	10,800	21,510	15,310	26,530
43	SUPPLIES	6,100	8,920	7,190	6,160
45	CONTRACTUAL SERVICES	17,800	7,700	8,370	10,900
48	UTILITIES	13,740	14,150	12,910	14,250
	TOTAL APPROPRIATIONS	106,510	114,230	97,100	123,640
	NET OF REVENUES/APPROPRIATIONS - 03-120 - P & O - M	(106,510)	(114,230)	(97,100)	(123,640)
Dept 03-170 - P & O - PATTERSON PARKLET					
APPROPRIATIONS					
41	SALARIES - FULL TIME	490	1,050	450	950
42	SALARIES - PART TIME	110	180	400	330
43	SUPPLIES	0	0	0	0
45	CONTRACTUAL SERVICES	10	0	0	0
48	UTILITIES	100	110	110	150
	TOTAL APPROPRIATIONS	710	1,340	960	1,430
	NET OF REVENUES/APPROPRIATIONS - 03-170 - P & O - F	(710)	(1,340)	(960)	(1,430)
Dept 03-175 - P & O - PERKINS					
APPROPRIATIONS					
41	SALARIES - FULL TIME	3,020	6,190	4,940	7,660
42	SALARIES - PART TIME	220	3,020	1,010	4,600
43	SUPPLIES	0	400	260	400
45	CONTRACTUAL SERVICES	0	0	10	0
48	UTILITIES	70	80	80	90
	TOTAL APPROPRIATIONS	3,310	9,690	6,300	12,750
	NET OF REVENUES/APPROPRIATIONS - 03-175 - P & O - F	(3,310)	(9,690)	(6,300)	(12,750)
Dept 03-178 - P & O - PHILLIPS					
APPROPRIATIONS					
41	SALARIES - FULL TIME	0	5,520	9,380	3,300
42	SALARIES - PART TIME	0	1,150	4,050	1,380
43	SUPPLIES	0	400	1,780	810
45	CONTRACTUAL SERVICES	0	50	10	150
48	UTILITIES	0	300	1,060	300
	TOTAL APPROPRIATIONS	0	7,420	16,280	5,940
	NET OF REVENUES/APPROPRIATIONS - 03-178 - P & O - F	0	(7,420)	(16,280)	(5,940)
Dept 03-180 - P & O - PRAIRIE					
APPROPRIATIONS					
41	SALARIES - FULL TIME	19,720	23,130	22,570	26,240
42	SALARIES - PART TIME	4,120	4,760	3,050	4,250

BUDGET REPORT FOR URBANA PARK DISTRICT

Fund: 01 GENERAL FUND

FISCAL YEAR 2020-2021 BUDGET - DEPARTMENT DETAIL

ACCOUNT CLASSIFICATION	DESCRIPTION	2018-19 ACTIVITY	2019-20 AMENDED BUDGET	2019-20 ACTIVITY THRU 04/30/20	2020-21 ORIGINAL BUDGET
P & O					
Dept 03-180 - P & O - PRAIRIE					
APPROPRIATIONS					
43	SUPPLIES	4,670	12,770	4,910	12,910
45	CONTRACTUAL SERVICES	9,410	7,200	5,440	7,200
48	UTILITIES	13,140	19,240	12,470	19,240
TOTAL APPROPRIATIONS		51,060	67,100	48,440	69,840
NET OF REVENUES/APPROPRIATIONS - 03-180 - P & O - P		(51,060)	(67,100)	(48,440)	(69,840)
Dept 03-182 - P & O - SHOP & GARAGE					
APPROPRIATIONS					
41	SALARIES - FULL TIME	24,320	0	64,220	70,220
42	SALARIES - PART TIME	630	0	3,980	3,610
43	SUPPLIES	88,650	124,980	73,960	124,980
45	CONTRACTUAL SERVICES	17,480	33,530	20,210	34,700
46	EQUIPMENT	14,160	23,050	11,850	21,900
TOTAL APPROPRIATIONS		145,240	181,560	174,220	255,410
NET OF REVENUES/APPROPRIATIONS - 03-182 - P & O - S		(145,240)	(181,560)	(174,220)	(255,410)
Dept 03-185 - P & O - SOUTHRIDGE					
APPROPRIATIONS					
41	SALARIES - FULL TIME	2,860	3,510	3,330	4,060
42	SALARIES - PART TIME	710	770	870	1,650
43	SUPPLIES	330	1,060	160	560
45	CONTRACTUAL SERVICES	130	50	50	100
48	UTILITIES	360	380	370	380
TOTAL APPROPRIATIONS		4,390	5,770	4,780	6,750
NET OF REVENUES/APPROPRIATIONS - 03-185 - P & O - S		(4,390)	(5,770)	(4,780)	(6,750)
Dept 03-190 - P & O - SUNNYCREST TOT LOT					
APPROPRIATIONS					
41	SALARIES - FULL TIME	2,150	1,190	1,450	1,650
42	SALARIES - PART TIME	770	430	840	1,070
43	SUPPLIES	170	600	190	100
45	CONTRACTUAL SERVICES	30	0	170	100
48	UTILITIES	540	740	550	750
TOTAL APPROPRIATIONS		3,660	2,960	3,200	3,670
NET OF REVENUES/APPROPRIATIONS - 03-190 - P & O - S		(3,660)	(2,960)	(3,200)	(3,670)
Dept 03-200 - P & O - VICTORY					
APPROPRIATIONS					
41	SALARIES - FULL TIME	5,290	6,660	9,390	5,990
42	SALARIES - PART TIME	2,090	3,050	2,350	2,920
43	SUPPLIES	710	1,510	1,500	1,200
45	CONTRACTUAL SERVICES	340	50	460	100
48	UTILITIES	1,810	2,090	1,970	2,140
TOTAL APPROPRIATIONS		10,240	13,360	15,670	12,350
NET OF REVENUES/APPROPRIATIONS - 03-200 - P & O - V		(10,240)	(13,360)	(15,670)	(12,350)
Dept 03-210 - P & O - WEAVER					
APPROPRIATIONS					
41	SALARIES - FULL TIME	13,980	7,950	6,470	5,820
42	SALARIES - PART TIME	1,090	4,580	2,280	4,900
43	SUPPLIES	1,270	1,350	710	800
45	CONTRACTUAL SERVICES	670	900	420	950
48	UTILITIES	210	70	210	70
TOTAL APPROPRIATIONS		17,220	14,850	10,090	12,540
NET OF REVENUES/APPROPRIATIONS - 03-210 - P & O - W		(17,220)	(14,850)	(10,090)	(12,540)
Dept 03-215 - P & O - WEAVER WETLAND BASIN					
APPROPRIATIONS					
41	SALARIES - FULL TIME	160	570	500	1,450
42	SALARIES - PART TIME	0	230	110	350
43	SUPPLIES	0	100	0	100
45	CONTRACTUAL SERVICES	0	0	0	0
TOTAL APPROPRIATIONS		160	900	610	1,900
NET OF REVENUES/APPROPRIATIONS - 03-215 - P & O - W		(160)	(900)	(610)	(1,900)
Dept 03-220 - P & O - WEBBER					

BUDGET REPORT FOR URBANA PARK DISTRICT

Fund: 01 GENERAL FUND

FISCAL YEAR 2020-2021 BUDGET - DEPARTMENT DETAIL

ACCOUNT CLASSIFICATION	DESCRIPTION	2018-19 ACTIVITY	2019-20 AMENDED BUDGET	2019-20 ACTIVITY THRU 04/30/20	2020-21 ORIGINAL BUDGET
P & O					
Dept 03-220 - P & O - WEBBER					
APPROPRIATIONS					
41	SALARIES - FULL TIME	0	1,260	1,160	950
42	SALARIES - PART TIME	0	500	190	200
43	SUPPLIES	0	150	110	150
TOTAL APPROPRIATIONS		0	1,910	1,460	1,300
NET OF REVENUES/APPROPRIATIONS - 03-220 - P & O - W		0	(1,910)	(1,460)	(1,300)
NET OF REVENUES/APPROPRIATIONS - P & O		180,240	0	180,230	0
ESTIMATED REVENUES - FUND 01		( 3,656,920	3,759,310	3,728,170	3,869,050
APPROPRIATIONS - FUND 01		( 3,491,830	4,131,790	3,771,440	3,852,320
NET OF REVENUES/APPROPRIATIONS - FUND 01		165,090	(372,480)	(43,270)	16,730

BUDGET REPORT FOR URBANA PARK DISTRICT  
Fund: 05 RECREATION FUND  
FISCAL YEAR 2020-2021 BUDGET - FUND SUMMARY

ACCOUNT CLASSIFICATION	DESCRIPTION	2018-19 ACTIVITY	2019-20 AMENDED BUDGET	2019-20 ACTIVITY THRU 04/30/20	2020-21 ORIGINAL BUDGET
<b>ESTIMATED REVENUES</b>					
Other Sources Of Funds					
30	TRANSFERS IN	5,420	16,330	16,330	32,050
TOTAL OTHER SOURCES OF FUNDS		5,420	16,330	16,330	32,050
Revenue					
31	PROPERTY TAXES	2,050,520	2,171,680	2,108,580	2,221,810
33	INTEREST	9,510	4,000	7,760	6,000
34	SALES	29,430	34,400	22,920	34,500
35	FEES	787,090	1,031,110	734,090	991,420
37	GRANTS	5,450	4,900	1,870	2,250
39	DONATIONS	46,430	83,120	87,410	82,950
TOTAL REVENUE		2,928,430	3,329,210	2,962,630	3,338,930
TOTAL ESTIMATED REVENUES		2,933,850	3,345,540	2,978,960	3,370,980
<b>APPROPRIATIONS</b>					
Other Uses Of Funds					
40	TRANSFERS OUT	934,120	1,023,970	1,023,970	960,000
TOTAL OTHER USES OF FUNDS		934,120	1,023,970	1,023,970	960,000
Expenditure					
41	SALARIES - FULL TIME	641,960	752,210	713,480	780,870
42	SALARIES - PART TIME	551,650	602,330	501,410	620,900
43	SUPPLIES	165,160	198,560	149,560	172,910
45	CONTRACTUAL SERVICES	349,900	356,120	310,120	368,610
46	EQUIPMENT	11,250	20,800	22,810	23,200
47	INSURANCES	76,450	120,580	104,520	138,360
48	UTILITIES	90,880	90,500	88,650	93,440
49	OTHER EXPENDITURES	170,890	181,900	169,640	192,260
TOTAL EXPENDITURE		2,058,140	2,323,000	2,060,190	2,390,550
TOTAL APPROPRIATIONS		2,992,260	3,346,970	3,084,160	3,350,550
NET OF REVENUES/APPROPRIATIONS - FUND 05		(58,410)	(1,430)	(105,200)	20,430
BEGINNING FUND BALANCE		594,500	536,020	536,020	0
ENDING FUND BALANCE		536,090	534,590	430,820	20,430

BUDGET REPORT FOR URBANA PARK DISTRICT

Fund: 05 RECREATION FUND

FISCAL YEAR 2020-2021 BUDGET - DEPARTMENT DETAIL

ACCOUNT CLASSIFICATION	DESCRIPTION	2018-19 ACTIVITY	2019-20 AMENDED BUDGET	2019-20 ACTIVITY THRU 04/30/20	2020-21 ORIGINAL BUDGET
ADMINISTRATION					
Dept 01-001 - ADMINISTRATION - ADMIN					
ESTIMATED REVENUES					
33	INTEREST	6,810	4,000	7,630	6,000
	TOTAL ESTIMATED REVENUES	6,810	4,000	7,630	6,000
	NET OF REVENUES/APPROPRIATIONS - 01-001 - ADMINISTF	6,810	4,000	7,630	6,000
	NET OF REVENUES/APPROPRIATIONS - ADMINISTRATION	6,810	4,000	7,630	6,000



BUDGET REPORT FOR URBANA PARK DISTRICT

Fund: 05 RECREATION FUND

FISCAL YEAR 2020-2021 BUDGET - DEPARTMENT DETAIL

ACCOUNT CLASSIFICATION	DESCRIPTION	2018-19 ACTIVITY	2019-20 AMENDED BUDGET	2019-20 ACTIVITY THRU 04/30/20	2020-21 ORIGINAL BUDGET
RECREATION OFFICE					
Dept 50-500 - RECREATION OFFICE - MANAGEMENT					
ESTIMATED REVENUES					
31	PROPERTY TAXES	1,382,220	1,510,140	1,466,270	1,553,990
33	INTEREST	2,700	0	130	0
34	SALES	0	100	0	100
35	FEES	400	1,900	10,530	320
37	GRANTS	3,300	3,300	1,500	1,500
39	DONATIONS	2,000	8,800	9,640	1,200
TOTAL ESTIMATED REVENUES		1,390,620	1,524,240	1,488,070	1,557,110
APPROPRIATIONS					
40	TRANSFERS OUT	920,000	990,000	990,000	960,000
41	SALARIES - FULL TIME	250,730	255,540	241,930	290,480
42	SALARIES - PART TIME	13,000	17,000	16,670	26,500
43	SUPPLIES	8,040	9,880	6,820	10,230
45	CONTRACTUAL SERVICES	25,910	29,010	23,180	30,760
46	EQUIPMENT	1,500	11,750	12,510	11,750
47	INSURANCES	66,380	108,130	94,160	124,080
48	UTILITIES	5,180	5,920	5,880	5,920
49	OTHER EXPENDITURES	8,850	8,140	6,310	8,240
TOTAL APPROPRIATIONS		1,299,590	1,435,370	1,397,460	1,467,960
NET OF REVENUES/APPROPRIATIONS - 50-500 - RECREATIC		91,030	88,870	90,610	89,150
Dept 50-505 - RECREATION OFFICE - MAINTENANCE					
APPROPRIATIONS					
41	SALARIES - FULL TIME	31,120	25,950	20,490	20,600
42	SALARIES - PART TIME	5,450	6,700	3,350	3,500
43	SUPPLIES	7,820	7,750	4,780	7,710
45	CONTRACTUAL SERVICES	32,430	28,300	28,030	30,650
46	EQUIPMENT	0	2,000	0	2,000
48	UTILITIES	15,930	16,960	12,710	17,310
TOTAL APPROPRIATIONS		92,750	87,660	69,360	81,770
NET OF REVENUES/APPROPRIATIONS - 50-505 - RECREATIC		(92,750)	(87,660)	(69,360)	(81,770)
NET OF REVENUES/APPROPRIATIONS - RECREATION OFFICE		(1,720)	1,210	21,250	7,380

BUDGET REPORT FOR URBANA PARK DISTRICT

Fund: 05 RECREATION FUND

FISCAL YEAR 2020-2021 BUDGET - DEPARTMENT DETAIL

ACCOUNT CLASSIFICATION	DESCRIPTION	2018-19 ACTIVITY	2019-20 AMENDED BUDGET	2019-20 ACTIVITY THRU 04/30/20	2020-21 ORIGINAL BUDGET
<b>MARKETING</b>					
Dept 51-001 - MARKETING - ADMIN					
ESTIMATED REVENUES					
31	PROPERTY TAXES	199,620	206,690	200,680	208,290
39	DONATIONS	0	0	0	0
TOTAL ESTIMATED REVENUES		199,620	206,690	200,680	208,290
<b>APPROPRIATIONS</b>					
41	SALARIES - FULL TIME	85,240	92,400	88,420	87,450
42	SALARIES - PART TIME	0	0	0	0
43	SUPPLIES	0	640	480	500
46	EQUIPMENT	0	0	70	0
47	INSURANCES	10,070	12,450	10,360	14,280
49	OTHER EXPENDITURES	3,170	2,000	1,970	2,850
TOTAL APPROPRIATIONS		98,480	107,490	101,300	105,080
NET OF REVENUES/APPROPRIATIONS - 51-001 - MARKETING		101,140	99,200	99,380	103,210
Dept 51-502 - MARKETING - PUBLIC INFO/MARKETING					
APPROPRIATIONS					
42	SALARIES - PART TIME	0	0	0	0
43	SUPPLIES	0	3,400	0	1,600
45	CONTRACTUAL SERVICES	42,110	44,500	38,610	49,810
48	UTILITIES	600	600	570	600
49	OTHER EXPENDITURES	0	200	0	200
TOTAL APPROPRIATIONS		42,710	48,700	39,180	52,210
NET OF REVENUES/APPROPRIATIONS - 51-502 - MARKETING		(42,710)	(48,700)	(39,180)	(52,210)
Dept 51-504 - MARKETING - PROGRAM BROCHURE					
APPROPRIATIONS					
43	SUPPLIES	13,500	15,000	14,020	16,000
45	CONTRACTUAL SERVICES	31,620	35,500	34,270	35,000
TOTAL APPROPRIATIONS		45,120	50,500	48,290	51,000
NET OF REVENUES/APPROPRIATIONS - 51-504 - MARKETING		(45,120)	(50,500)	(48,290)	(51,000)
NET OF REVENUES/APPROPRIATIONS - MARKETING		13,310	0	11,910	0

BUDGET REPORT FOR URBANA PARK DISTRICT

Fund: 05 RECREATION FUND

FISCAL YEAR 2020-2021 BUDGET - DEPARTMENT DETAIL

ACCOUNT CLASSIFICATION	DESCRIPTION	2018-19 ACTIVITY	2019-20 AMENDED BUDGET	2019-20 ACTIVITY THRU 04/30/20	2020-21 ORIGINAL BUDGET
AGE-FRIENDLY PROG					
Dept 53-001 - AGE-FRIENDLY PROG - ADMIN					
ESTIMATED REVENUES					
30	TRANSFERS IN	0	0	0	0
31	PROPERTY TAXES	34,740	35,380	34,350	35,380
39	DONATIONS	2,000	2,240	100	2,220
TOTAL ESTIMATED REVENUES		36,740	37,620	34,450	37,600
APPROPRIATIONS					
41	SALARIES - FULL TIME	17,380	14,080	14,070	14,080
45	CONTRACTUAL SERVICES	18,470	20,480	16,400	20,480
TOTAL APPROPRIATIONS		35,850	34,560	30,470	34,560
NET OF REVENUES/APPROPRIATIONS - 53-001 - AGE-FRIEN		890	3,060	3,980	3,040
Dept 53-512 - AGE-FRIENDLY PROG - SENIOR CLUB					
APPROPRIATIONS					
42	SALARIES - PART TIME	300	240	190	380
43	SUPPLIES	2,630	3,330	2,270	2,890
TOTAL APPROPRIATIONS		2,930	3,570	2,460	3,270
NET OF REVENUES/APPROPRIATIONS - 53-512 - AGE-FRIEN		(2,930)	(3,570)	(2,460)	(3,270)
Dept 53-514 - AGE-FRIENDLY PROG - AGE-FRIENDLY PROG					
ESTIMATED REVENUES					
35	FEES	260	250	0	250
TOTAL ESTIMATED REVENUES		260	250	0	250
APPROPRIATIONS					
42	SALARIES - PART TIME	0	0	0	0
43	SUPPLIES	70	0	90	0
45	CONTRACTUAL SERVICES	180	180	30	180
TOTAL APPROPRIATIONS		250	180	120	180
NET OF REVENUES/APPROPRIATIONS - 53-514 - AGE-FRIEN		10	70	(120)	70
Dept 53-516 - AGE-FRIENDLY PROG - AGE-FRIENDLY TRIPS					
ESTIMATED REVENUES					
35	FEES	2,130	2,600	0	2,480
TOTAL ESTIMATED REVENUES		2,130	2,600	0	2,480
APPROPRIATIONS					
43	SUPPLIES	550	60	0	60
45	CONTRACTUAL SERVICES	1,370	2,100	0	2,260
TOTAL APPROPRIATIONS		1,920	2,160	0	2,320
NET OF REVENUES/APPROPRIATIONS - 53-516 - AGE-FRIEN		210	440	0	160
NET OF REVENUES/APPROPRIATIONS - AGE-FRIENDLY PROG		(1,820)	0	1,400	0

BUDGET REPORT FOR URBANA PARK DISTRICT

Fund: 05 RECREATION FUND

FISCAL YEAR 2020-2021 BUDGET - DEPARTMENT DETAIL

ACCOUNT CLASSIFICATION	DESCRIPTION	2018-19 ACTIVITY	2019-20 AMENDED BUDGET	2019-20 ACTIVITY THRU 04/30/20	2020-21 ORIGINAL BUDGET
CRYSTAL LK PK FAM AQ CNTR					
Dept 54-500 - CRYSTAL LK PK FAM AQ CNTR - MANAGEMENT					
ESTIMATED REVENUES					
30	TRANSFERS IN	280	2,850	2,850	0
31	PROPERTY TAXES	86,240	81,800	79,420	55,800
34	SALES	20,840	27,500	18,520	28,000
35	FEES	280,120	325,800	256,410	315,800
37	GRANTS	250	0	0	0
39	DONATIONS	4,910	5,500	7,410	5,500
TOTAL ESTIMATED REVENUES		392,640	443,450	364,610	405,100
APPROPRIATIONS					
40	TRANSFERS OUT	14,120	33,970	33,970	0
41	SALARIES - FULL TIME	7,850	11,070	10,940	11,070
42	SALARIES - PART TIME	198,890	193,050	175,220	194,300
43	SUPPLIES	17,950	19,950	16,610	16,700
45	CONTRACTUAL SERVICES	19,280	23,100	18,680	21,500
48	UTILITIES	58,350	52,390	60,040	55,580
49	OTHER EXPENDITURES	3,390	2,400	4,010	2,700
TOTAL APPROPRIATIONS		319,830	335,930	319,470	301,850
NET OF REVENUES/APPROPRIATIONS - 54-500 - CRYSTAL I		72,810	107,520	45,140	103,250
Dept 54-505 - CRYSTAL LK PK FAM AQ CNTR - MAINTENANCE					
APPROPRIATIONS					
41	SALARIES - FULL TIME	23,730	30,780	18,620	32,840
42	SALARIES - PART TIME	10,180	17,100	10,760	16,500
43	SUPPLIES	46,680	42,960	44,910	41,860
45	CONTRACTUAL SERVICES	31,610	11,800	10,600	12,050
46	EQUIPMENT	0	0	5,730	0
TOTAL APPROPRIATIONS		112,200	102,640	90,620	103,250
NET OF REVENUES/APPROPRIATIONS - 54-505 - CRYSTAL I		(112,200)	(102,640)	(90,620)	(103,250)
NET OF REVENUES/APPROPRIATIONS - CRYSTAL LK PK FAM AQ		(39,390)	4,880	(45,480)	0

BUDGET REPORT FOR URBANA PARK DISTRICT

Fund: 05 RECREATION FUND

FISCAL YEAR 2020-2021 BUDGET - DEPARTMENT DETAIL

ACCOUNT CLASSIFICATION	DESCRIPTION	2018-19 ACTIVITY	2019-20 AMENDED BUDGET	2019-20 ACTIVITY THRU 04/30/20	2020-21 ORIGINAL BUDGET
COMM PROG					
Dept 55-001 - COMM PROG - ADMIN					
ESTIMATED REVENUES					
30	TRANSFERS IN	1,370	4,350	4,350	12,050
31	PROPERTY TAXES	35,550	39,760	38,600	51,570
35	FEES	(18,180)	(8,530)	(16,490)	(8,530)
37	GRANTS	200	0	0	0
39	DONATIONS	6,270	6,400	1,700	6,400
TOTAL ESTIMATED REVENUES		25,210	41,980	28,160	61,490
APPROPRIATIONS					
41	SALARIES - FULL TIME	44,470	49,280	49,280	49,280
42	SALARIES - PART TIME	9,300	12,000	9,980	12,000
45	CONTRACTUAL SERVICES	0	500	30	500
TOTAL APPROPRIATIONS		53,770	61,780	59,290	61,780
NET OF REVENUES/APPROPRIATIONS - 55-001 - COMM PROG		(28,560)	(19,800)	(31,130)	(290)
Dept 55-520 - COMM PROG - SCHOOL'S OUT FOR SUMMER					
ESTIMATED REVENUES					
35	FEES	4,510	4,560	1,190	0
TOTAL ESTIMATED REVENUES		4,510	4,560	1,190	0
APPROPRIATIONS					
42	SALARIES - PART TIME	1,640	1,240	340	0
43	SUPPLIES	310	500	60	0
45	CONTRACTUAL SERVICES	200	450	0	0
TOTAL APPROPRIATIONS		2,150	2,190	400	0
NET OF REVENUES/APPROPRIATIONS - 55-520 - COMM PROG		2,360	2,370	790	0
Dept 55-522 - COMM PROG - PRESCHOOL ARTS CAMP					
ESTIMATED REVENUES					
35	FEES	15,300	15,120	13,710	17,080
TOTAL ESTIMATED REVENUES		15,300	15,120	13,710	17,080
APPROPRIATIONS					
42	SALARIES - PART TIME	13,040	13,140	12,740	14,910
43	SUPPLIES	1,280	1,780	1,890	1,400
45	CONTRACTUAL SERVICES	740	1,350	170	980
49	OTHER EXPENDITURES	400	400	240	400
TOTAL APPROPRIATIONS		15,460	16,670	15,040	17,690
NET OF REVENUES/APPROPRIATIONS - 55-522 - COMM PROG		(160)	(1,550)	(1,330)	(610)
Dept 55-524 - COMM PROG - PRESCHOOL ARTS EXTENDED CAMP					
ESTIMATED REVENUES					
35	FEES	980	2,790	580	2,880
TOTAL ESTIMATED REVENUES		980	2,790	580	2,880
APPROPRIATIONS					
42	SALARIES - PART TIME	2,050	2,280	770	1,240
43	SUPPLIES	240	280	0	80
45	CONTRACTUAL SERVICES	0	0	0	0
TOTAL APPROPRIATIONS		2,290	2,560	770	1,320
NET OF REVENUES/APPROPRIATIONS - 55-524 - COMM PROG		(1,310)	230	(190)	1,560
Dept 55-526 - COMM PROG - ARTS CAMPS					
ESTIMATED REVENUES					
35	FEES	40,420	43,200	42,280	45,140
TOTAL ESTIMATED REVENUES		40,420	43,200	42,280	45,140
APPROPRIATIONS					
42	SALARIES - PART TIME	23,030	22,590	28,260	26,480
43	SUPPLIES	5,180	5,000	4,230	4,800
45	CONTRACTUAL SERVICES	8,480	7,700	4,300	6,950
49	OTHER EXPENDITURES	430	650	600	400
TOTAL APPROPRIATIONS		37,120	35,940	37,390	38,630
NET OF REVENUES/APPROPRIATIONS - 55-526 - COMM PROG		3,300	7,260	4,890	6,510
Dept 55-528 - COMM PROG - ARTS EXTENDED CAMP					
ESTIMATED REVENUES					
35	FEES	7,390	8,370	8,550	11,520
TOTAL ESTIMATED REVENUES		7,390	8,370	8,550	11,520

BUDGET REPORT FOR URBANA PARK DISTRICT

Fund: 05 RECREATION FUND

FISCAL YEAR 2020-2021 BUDGET - DEPARTMENT DETAIL

ACCOUNT CLASSIFICATION	DESCRIPTION	2018-19 ACTIVITY	2019-20 AMENDED BUDGET	2019-20 ACTIVITY THRU 04/30/20	2020-21 ORIGINAL BUDGET
COMM PROG					
Dept 55-528 - COMM PROG - ARTS EXTENDED CAMP					
APPROPRIATIONS					
42	SALARIES - PART TIME	5,480	5,030	770	5,070
43	SUPPLIES	1,310	1,500	620	1,500
TOTAL APPROPRIATIONS		6,790	6,530	1,390	6,570
NET OF REVENUES/APPROPRIATIONS - 55-528 - COMM PROG		600	1,840	7,160	4,950
Dept 55-530 - COMM PROG - PRESCHOOL CONST CAMP					
ESTIMATED REVENUES					
35	FEES	0	3,800	1,870	1,700
TOTAL ESTIMATED REVENUES		0	3,800	1,870	1,700
APPROPRIATIONS					
42	SALARIES - PART TIME	0	1,530	1,650	1,390
43	SUPPLIES	0	750	80	300
45	CONTRACTUAL SERVICES	0	300	0	0
49	OTHER EXPENDITURES	0	0	0	420
TOTAL APPROPRIATIONS		0	2,580	1,730	2,110
NET OF REVENUES/APPROPRIATIONS - 55-530 - COMM PROG		0	1,220	140	(410)
Dept 55-531 - COMM PROG - PRESCHOOL CONST EXTEND CAMP					
ESTIMATED REVENUES					
35	FEES	0	0	0	890
TOTAL ESTIMATED REVENUES		0	0	0	890
APPROPRIATIONS					
42	SALARIES - PART TIME	0	0	0	290
43	SUPPLIES	0	0	0	0
45	CONTRACTUAL SERVICES	0	0	0	0
49	OTHER EXPENDITURES	0	0	0	0
TOTAL APPROPRIATIONS		0	0	0	290
NET OF REVENUES/APPROPRIATIONS - 55-531 - COMM PROG		0	0	0	600
Dept 55-532 - COMM PROG - CONSTRUCTION CAMP					
ESTIMATED REVENUES					
35	FEES	9,830	9,500	5,520	4,140
TOTAL ESTIMATED REVENUES		9,830	9,500	5,520	4,140
APPROPRIATIONS					
42	SALARIES - PART TIME	3,640	3,000	2,230	2,440
43	SUPPLIES	950	1,500	900	900
45	CONTRACTUAL SERVICES	860	900	800	830
TOTAL APPROPRIATIONS		5,450	5,400	3,930	4,170
NET OF REVENUES/APPROPRIATIONS - 55-532 - COMM PROG		4,380	4,100	1,590	(30)
Dept 55-533 - COMM PROG - CONSTRUCTION EXTENDED CAMP					
ESTIMATED REVENUES					
35	FEES	0	0	0	1,920
TOTAL ESTIMATED REVENUES		0	0	0	1,920
APPROPRIATIONS					
42	SALARIES - PART TIME	0	0	0	430
43	SUPPLIES	0	0	0	200
45	CONTRACTUAL SERVICES	0	0	0	0
49	OTHER EXPENDITURES	0	0	0	0
TOTAL APPROPRIATIONS		0	0	0	630
NET OF REVENUES/APPROPRIATIONS - 55-533 - COMM PROG		0	0	0	1,290
Dept 55-534 - COMM PROG - PRESCHOOL SCIENCE CAMP					
ESTIMATED REVENUES					
35	FEES	0	3,800	1,960	1,700
TOTAL ESTIMATED REVENUES		0	3,800	1,960	1,700
APPROPRIATIONS					
42	SALARIES - PART TIME	0	1,640	1,980	1,570
43	SUPPLIES	0	280	220	200
45	CONTRACTUAL SERVICES	0	100	0	0
49	OTHER EXPENDITURES	0	100	290	300
TOTAL APPROPRIATIONS		0	2,120	2,490	2,070

BUDGET REPORT FOR URBANA PARK DISTRICT

Fund: 05 RECREATION FUND

FISCAL YEAR 2020-2021 BUDGET - DEPARTMENT DETAIL

ACCOUNT CLASSIFICATION	DESCRIPTION	2018-19 ACTIVITY	2019-20 AMENDED BUDGET	2019-20 ACTIVITY THRU 04/30/20	2020-21 ORIGINAL BUDGET
COMM PROG					
Dept 55-534 - COMM PROG - PRESCHOOL SCIENCE CAMP					
	NET OF REVENUES/APPROPRIATIONS - 55-534 - COMM PROG	0	1,680	(530)	(370)
Dept 55-535 - COMM PROG - PRESCHL SCIENCE EXTEND CAMP					
ESTIMATED REVENUES					
35	FEEES	0	0	0	890
	TOTAL ESTIMATED REVENUES	0	0	0	890
APPROPRIATIONS					
42	SALARIES - PART TIME	0	0	0	290
43	SUPPLIES	0	0	0	0
45	CONTRACTUAL SERVICES	0	0	0	0
49	OTHER EXPENDITURES	0	0	0	0
	TOTAL APPROPRIATIONS	0	0	0	290
	NET OF REVENUES/APPROPRIATIONS - 55-535 - COMM PROG	0	0	0	600
Dept 55-536 - COMM PROG - SCIENCE CAMP					
ESTIMATED REVENUES					
35	FEEES	11,620	6,800	7,450	3,780
	TOTAL ESTIMATED REVENUES	11,620	6,800	7,450	3,780
APPROPRIATIONS					
42	SALARIES - PART TIME	4,440	3,020	2,500	2,450
43	SUPPLIES	810	750	890	750
45	CONTRACTUAL SERVICES	100	300	0	0
49	OTHER EXPENDITURES	80	200	680	450
	TOTAL APPROPRIATIONS	5,430	4,270	4,070	3,650
	NET OF REVENUES/APPROPRIATIONS - 55-536 - COMM PROG	6,190	2,530	3,380	130
Dept 55-537 - COMM PROG - SCIENCE EXTENDED CAMP					
ESTIMATED REVENUES					
35	FEEES	0	0	0	890
	TOTAL ESTIMATED REVENUES	0	0	0	890
APPROPRIATIONS					
42	SALARIES - PART TIME	0	0	0	290
43	SUPPLIES	0	0	0	0
45	CONTRACTUAL SERVICES	0	0	0	0
49	OTHER EXPENDITURES	0	0	0	0
	TOTAL APPROPRIATIONS	0	0	0	290
	NET OF REVENUES/APPROPRIATIONS - 55-537 - COMM PROG	0	0	0	600
Dept 55-538 - COMM PROG - JUNIOR PERFORMERS					
ESTIMATED REVENUES					
35	FEEES	60	1,950	0	0
	TOTAL ESTIMATED REVENUES	60	1,950	0	0
APPROPRIATIONS					
42	SALARIES - PART TIME	0	730	0	0
43	SUPPLIES	0	620	0	0
	TOTAL APPROPRIATIONS	0	1,350	0	0
	NET OF REVENUES/APPROPRIATIONS - 55-538 - COMM PROG	60	600	0	0
Dept 55-540 - COMM PROG - YOUTH SUMMER THEATRE					
ESTIMATED REVENUES					
34	SALES	0	700	150	800
35	FEEES	8,260	19,000	15,830	20,000
39	DONATIONS	3,570	1,200	3,370	2,200
	TOTAL ESTIMATED REVENUES	11,830	20,900	19,350	23,000
APPROPRIATIONS					
42	SALARIES - PART TIME	10,480	10,350	8,640	11,500
43	SUPPLIES	6,970	5,190	4,740	4,490
45	CONTRACTUAL SERVICES	7,260	12,660	15,620	14,200
49	OTHER EXPENDITURES	0	0	10	60
	TOTAL APPROPRIATIONS	24,710	28,200	29,010	30,250
	NET OF REVENUES/APPROPRIATIONS - 55-540 - COMM PROG	(12,880)	(7,300)	(9,660)	(7,250)
Dept 55-542 - COMM PROG - YOUTH PROGRAMS					
ESTIMATED REVENUES					

BUDGET REPORT FOR URBANA PARK DISTRICT

Fund: 05 RECREATION FUND

FISCAL YEAR 2020-2021 BUDGET - DEPARTMENT DETAIL

ACCOUNT CLASSIFICATION	DESCRIPTION	2018-19 ACTIVITY	2019-20 AMENDED BUDGET	2019-20 ACTIVITY THRU 04/30/20	2020-21 ORIGINAL BUDGET
COMM PROG					
Dept 55-542 - COMM PROG - YOUTH PROGRAMS					
ESTIMATED REVENUES					
35	FEEES	0	1,170	270	1,440
TOTAL ESTIMATED REVENUES		0	1,170	270	1,440
APPROPRIATIONS					
42	SALARIES - PART TIME	0	540	130	540
43	SUPPLIES	320	1,350	610	500
45	CONTRACTUAL SERVICES	0	0	150	0
TOTAL APPROPRIATIONS		320	1,890	890	1,040
NET OF REVENUES/APPROPRIATIONS - 55-542 - COMM PROG		(320)	(720)	(620)	400
Dept 55-544 - COMM PROG - SCHOOL'S OUT DAYS					
ESTIMATED REVENUES					
35	FEEES	10,340	23,590	8,410	23,830
TOTAL ESTIMATED REVENUES		10,340	23,590	8,410	23,830
APPROPRIATIONS					
42	SALARIES - PART TIME	10,020	9,750	6,370	11,290
43	SUPPLIES	2,980	3,210	1,280	3,230
45	CONTRACTUAL SERVICES	1,720	2,500	1,080	2,650
TOTAL APPROPRIATIONS		14,720	15,460	8,730	17,170
NET OF REVENUES/APPROPRIATIONS - 55-544 - COMM PROG		(4,380)	8,130	(320)	6,660
Dept 55-546 - COMM PROG - BIRTHDAY PARTIES					
ESTIMATED REVENUES					
35	FEEES	1,170	2,220	700	1,850
TOTAL ESTIMATED REVENUES		1,170	2,220	700	1,850
APPROPRIATIONS					
42	SALARIES - PART TIME	590	800	310	660
43	SUPPLIES	1,430	1,500	950	630
TOTAL APPROPRIATIONS		2,020	2,300	1,260	1,290
NET OF REVENUES/APPROPRIATIONS - 55-546 - COMM PROG		(850)	(80)	(560)	560
Dept 55-548 - COMM PROG - FAMILY PROGRAMS					
ESTIMATED REVENUES					
35	FEEES	1,490	1,730	3,560	2,240
TOTAL ESTIMATED REVENUES		1,490	1,730	3,560	2,240
APPROPRIATIONS					
42	SALARIES - PART TIME	0	40	1,950	0
43	SUPPLIES	1,220	910	770	680
45	CONTRACTUAL SERVICES	0	430	200	350
TOTAL APPROPRIATIONS		1,220	1,380	2,920	1,030
NET OF REVENUES/APPROPRIATIONS - 55-548 - COMM PROG		270	350	640	1,210
Dept 55-550 - COMM PROG - READ ACROSS AMERICA					
ESTIMATED REVENUES					
35	FEEES	380	800	470	1,000
37	GRANTS	1,500	1,600	370	750
39	DONATIONS	3,780	5,550	6,970	6,500
TOTAL ESTIMATED REVENUES		5,660	7,950	7,810	8,250
APPROPRIATIONS					
42	SALARIES - PART TIME	0	210	0	0
43	SUPPLIES	5,530	4,100	4,340	6,140
45	CONTRACTUAL SERVICES	1,500	2,200	3,600	1,500
TOTAL APPROPRIATIONS		7,030	6,510	7,940	7,640
NET OF REVENUES/APPROPRIATIONS - 55-550 - COMM PROG		(1,370)	1,440	(130)	610
Dept 55-552 - COMM PROG - SPLASH PROGRAM					
ESTIMATED REVENUES					
35	FEEES	42,000	40,500	14,000	40,500
37	GRANTS	0	0	0	0
TOTAL ESTIMATED REVENUES		42,000	40,500	14,000	40,500
APPROPRIATIONS					
42	SALARIES - PART TIME	53,250	42,000	38,280	52,810
43	SUPPLIES	12,320	12,090	11,090	10,970



BUDGET REPORT FOR URBANA PARK DISTRICT

Fund: 05 RECREATION FUND

FISCAL YEAR 2020-2021 BUDGET - DEPARTMENT DETAIL

ACCOUNT CLASSIFICATION	DESCRIPTION	2018-19 ACTIVITY	2019-20 AMENDED BUDGET	2019-20 ACTIVITY THRU 04/30/20	2020-21 ORIGINAL BUDGET
COMM PROG					
Dept 55-552 - COMM PROG - SPLASH PROGRAM					
APPROPRIATIONS					
45	CONTRACTUAL SERVICES	1,160	2,100	2,070	1,700
48	UTILITIES	0	600	30	0
TOTAL APPROPRIATIONS		66,730	56,790	51,470	65,480
NET OF REVENUES/APPROPRIATIONS - 55-552 - COMM PROG		(24,730)	(16,290)	(37,470)	(24,980)
Dept 55-554 - COMM PROG - AFTERSCHOOL PROGRAMS					
ESTIMATED REVENUES					
39	DONATIONS	0	0	0	0
TOTAL ESTIMATED REVENUES		0	0	0	0
APPROPRIATIONS					
42	SALARIES - PART TIME	0	0	40	0
43	SUPPLIES	0	0	0	0
45	CONTRACTUAL SERVICES	0	0	0	0
TOTAL APPROPRIATIONS		0	0	40	0
NET OF REVENUES/APPROPRIATIONS - 55-554 - COMM PROG		0	0	(40)	0
Dept 55-556 - COMM PROG - TEEN PROGRAMS					
ESTIMATED REVENUES					
35	FEES	0	0	0	0
TOTAL ESTIMATED REVENUES		0	0	0	0
APPROPRIATIONS					
42	SALARIES - PART TIME	70	0	0	0
43	SUPPLIES	0	0	0	0
45	CONTRACTUAL SERVICES	0	0	0	0
TOTAL APPROPRIATIONS		70	0	0	0
NET OF REVENUES/APPROPRIATIONS - 55-556 - COMM PROG		(70)	0	0	0
Dept 55-558 - COMM PROG - ADULT PROGRAMS					
ESTIMATED REVENUES					
35	FEES	270	6,000	2,150	3,900
TOTAL ESTIMATED REVENUES		270	6,000	2,150	3,900
APPROPRIATIONS					
42	SALARIES - PART TIME	0	2,880	0	0
43	SUPPLIES	0	1,800	350	1,050
45	CONTRACTUAL SERVICES	200	130	1,040	2,020
TOTAL APPROPRIATIONS		200	4,810	1,390	3,070
NET OF REVENUES/APPROPRIATIONS - 55-558 - COMM PROG		70	1,190	760	830
Dept 55-559 - COMM PROG - KITCHEN PROGRAMS					
ESTIMATED REVENUES					
35	FEES	0	0	0	1,760
TOTAL ESTIMATED REVENUES		0	0	0	1,760
APPROPRIATIONS					
42	SALARIES - PART TIME	0	0	0	0
43	SUPPLIES	0	0	0	0
45	CONTRACTUAL SERVICES	0	0	0	740
TOTAL APPROPRIATIONS		0	0	0	740
NET OF REVENUES/APPROPRIATIONS - 55-559 - COMM PROG		0	0	0	1,020
Dept 55-560 - COMM PROG - BALLET CLASSES					
ESTIMATED REVENUES					
35	FEES	4,770	8,890	3,290	8,800
TOTAL ESTIMATED REVENUES		4,770	8,890	3,290	8,800
APPROPRIATIONS					
42	SALARIES - PART TIME	2,740	3,810	2,120	3,060
43	SUPPLIES	230	70	80	100
TOTAL APPROPRIATIONS		2,970	3,880	2,200	3,160
NET OF REVENUES/APPROPRIATIONS - 55-560 - COMM PROG		1,800	5,010	1,090	5,640
Dept 55-562 - COMM PROG - TAP/JAZZ CLASSES					
ESTIMATED REVENUES					
35	FEES	3,200	4,640	3,500	4,830

BUDGET REPORT FOR URBANA PARK DISTRICT

Fund: 05 RECREATION FUND

FISCAL YEAR 2020-2021 BUDGET - DEPARTMENT DETAIL

ACCOUNT CLASSIFICATION	DESCRIPTION	2018-19 ACTIVITY	2019-20 AMENDED BUDGET	2019-20 ACTIVITY THRU 04/30/20	2020-21 ORIGINAL BUDGET
COMM PROG					
Dept 55-562 - COMM PROG - TAP/JAZZ CLASSES					
ESTIMATED REVENUES					
	TOTAL ESTIMATED REVENUES	3,200	4,640	3,500	4,830
APPROPRIATIONS					
42	SALARIES - PART TIME	3,090	2,880	4,030	2,970
43	SUPPLIES	240	280	0	160
	TOTAL APPROPRIATIONS	3,330	3,160	4,030	3,130
	NET OF REVENUES/APPROPRIATIONS - 55-562 - COMM PROG	(130)	1,480	(530)	1,700
Dept 55-564 - COMM PROG - CULTURAL DANCE					
ESTIMATED REVENUES					
35	FEES	1,550	1,840	340	2,000
	TOTAL ESTIMATED REVENUES	1,550	1,840	340	2,000
APPROPRIATIONS					
42	SALARIES - PART TIME	650	1,400	170	1,400
45	CONTRACTUAL SERVICES	0	0	0	0
	TOTAL APPROPRIATIONS	650	1,400	170	1,400
	NET OF REVENUES/APPROPRIATIONS - 55-564 - COMM PROG	900	440	170	600
Dept 55-566 - COMM PROG - MOVEMENT					
ESTIMATED REVENUES					
35	FEES	690	1,050	50	0
	TOTAL ESTIMATED REVENUES	690	1,050	50	0
APPROPRIATIONS					
42	SALARIES - PART TIME	0	1,320	0	0
43	SUPPLIES	0	30	0	0
	TOTAL APPROPRIATIONS	0	1,350	0	0
	NET OF REVENUES/APPROPRIATIONS - 55-566 - COMM PROG	690	(300)	50	0
Dept 55-568 - COMM PROG - PARTNER					
ESTIMATED REVENUES					
35	FEES	2,880	1,920	2,630	1,920
	TOTAL ESTIMATED REVENUES	2,880	1,920	2,630	1,920
APPROPRIATIONS					
42	SALARIES - PART TIME	2,510	1,400	1,460	1,400
	TOTAL APPROPRIATIONS	2,510	1,400	1,460	1,400
	NET OF REVENUES/APPROPRIATIONS - 55-568 - COMM PROG	370	520	1,170	520
	NET OF REVENUES/APPROPRIATIONS - COMM PROG	(53,770)	(5,650)	(60,680)	2,050

BUDGET REPORT FOR URBANA PARK DISTRICT

Fund: 05 RECREATION FUND

FISCAL YEAR 2020-2021 BUDGET - DEPARTMENT DETAIL

ACCOUNT CLASSIFICATION	DESCRIPTION	2018-19 ACTIVITY	2019-20 AMENDED BUDGET	2019-20 ACTIVITY THRU 04/30/20	2020-21 ORIGINAL BUDGET
<b>ATHLETICS PROG</b>					
Dept 56-001 - ATHLETICS PROG - ADMIN					
ESTIMATED REVENUES					
30	TRANSFERS IN	1,750	5,770	5,770	10,000
31	PROPERTY TAXES	82,000	79,900	77,580	79,900
34	SALES	230	300	370	350
35	FEES	6,090	6,000	(5,540)	5,000
39	DONATIONS	3,250	5,000	5,660	5,000
TOTAL ESTIMATED REVENUES		93,320	96,970	83,840	100,250
APPROPRIATIONS					
41	SALARIES - FULL TIME	65,680	43,430	43,660	43,430
43	SUPPLIES	0	0	0	0
45	CONTRACTUAL SERVICES	0	1,000	0	1,000
TOTAL APPROPRIATIONS		65,680	44,430	43,660	44,430
NET OF REVENUES/APPROPRIATIONS - 56-001 - ATHLETICS		27,640	52,540	40,180	55,820
Dept 56-610 - ATHLETICS PROG - ADULT VOLLEYBALL					
ESTIMATED REVENUES					
35	FEES	1,560	1,300	1,810	2,000
TOTAL ESTIMATED REVENUES		1,560	1,300	1,810	2,000
APPROPRIATIONS					
42	SALARIES - PART TIME	780	1,000	1,030	1,000
43	SUPPLIES	0	100	0	100
49	OTHER EXPENDITURES	20	180	0	180
TOTAL APPROPRIATIONS		800	1,280	1,030	1,280
NET OF REVENUES/APPROPRIATIONS - 56-610 - ATHLETICS		760	20	780	720
Dept 56-612 - ATHLETICS PROG - ADULT DODGEBALL					
ESTIMATED REVENUES					
35	FEES	1,070	810	150	1,100
TOTAL ESTIMATED REVENUES		1,070	810	150	1,100
APPROPRIATIONS					
41	SALARIES - FULL TIME	0	0	0	0
42	SALARIES - PART TIME	0	400	0	480
43	SUPPLIES	20	90	20	90
49	OTHER EXPENDITURES	0	120	0	120
TOTAL APPROPRIATIONS		20	610	20	690
NET OF REVENUES/APPROPRIATIONS - 56-612 - ATHLETICS		1,050	200	130	410
Dept 56-614 - ATHLETICS PROG - ADULT BASKETBALL					
ESTIMATED REVENUES					
35	FEES	0	0	0	0
TOTAL ESTIMATED REVENUES		0	0	0	0
APPROPRIATIONS					
42	SALARIES - PART TIME	0	210	0	0
43	SUPPLIES	0	300	0	0
TOTAL APPROPRIATIONS		0	510	0	0
NET OF REVENUES/APPROPRIATIONS - 56-614 - ATHLETICS		0	(510)	0	0
Dept 56-616 - ATHLETICS PROG - ADULT KICKBALL					
ESTIMATED REVENUES					
35	FEES	3,370	3,600	2,960	3,600
TOTAL ESTIMATED REVENUES		3,370	3,600	2,960	3,600
APPROPRIATIONS					
42	SALARIES - PART TIME	1,150	1,500	1,240	1,500
43	SUPPLIES	50	250	0	250
49	OTHER EXPENDITURES	0	0	50	0
TOTAL APPROPRIATIONS		1,200	1,750	1,290	1,750
NET OF REVENUES/APPROPRIATIONS - 56-616 - ATHLETICS		2,170	1,850	1,670	1,850
Dept 56-618 - ATHLETICS PROG - YOUTH SOCCER					
ESTIMATED REVENUES					
34	SALES	1,860	1,700	1,090	2,000
35	FEES	9,480	11,000	6,190	10,000
39	DONATIONS	0	0	0	0
TOTAL ESTIMATED REVENUES		11,340	12,700	7,280	12,000

June 30, 2020

BUDGET REPORT FOR URBANA PARK DISTRICT

Fund: 05 RECREATION FUND

FISCAL YEAR 2020-2021 BUDGET - DEPARTMENT DETAIL

ACCOUNT CLASSIFICATION	DESCRIPTION	2018-19 ACTIVITY	2019-20 AMENDED BUDGET	2019-20 ACTIVITY THRU 04/30/20	2020-21 ORIGINAL BUDGET
ATHLETICS PROG					
Dept 56-618 - ATHLETICS PROG - YOUTH SOCCER					
APPROPRIATIONS					
42	SALARIES - PART TIME	1,710	2,500	1,310	2,800
43	SUPPLIES	2,590	2,550	370	2,950
45	CONTRACTUAL SERVICES	0	400	0	400
49	OTHER EXPENDITURES	180	160	140	160
TOTAL APPROPRIATIONS		4,480	5,610	1,820	6,310
NET OF REVENUES/APPROPRIATIONS - 56-618 - ATHLETICS		6,860	7,090	5,460	5,690
Dept 56-620 - ATHLETICS PROG - SHARKEYS SOCCER					
ESTIMATED REVENUES					
35	FEEES	2,100	1,900	1,340	2,500
TOTAL ESTIMATED REVENUES		2,100	1,900	1,340	2,500
APPROPRIATIONS					
43	SUPPLIES	340	550	390	550
TOTAL APPROPRIATIONS		340	550	390	550
NET OF REVENUES/APPROPRIATIONS - 56-620 - ATHLETICS		1,760	1,350	950	1,950
Dept 56-622 - ATHLETICS PROG - INDOOR SOCCER					
ESTIMATED REVENUES					
35	FEEES	1,250	2,000	1,210	1,800
TOTAL ESTIMATED REVENUES		1,250	2,000	1,210	1,800
APPROPRIATIONS					
43	SUPPLIES	0	150	0	150
TOTAL APPROPRIATIONS		0	150	0	150
NET OF REVENUES/APPROPRIATIONS - 56-622 - ATHLETICS		1,250	1,850	1,210	1,650
Dept 56-624 - ATHLETICS PROG - GIRLS SOFTBALL					
ESTIMATED REVENUES					
35	FEEES	20	850	(20)	0
39	DONATIONS	0	500	0	0
TOTAL ESTIMATED REVENUES		20	1,350	(20)	0
APPROPRIATIONS					
43	SUPPLIES	0	500	0	0
45	CONTRACTUAL SERVICES	0	700	0	0
TOTAL APPROPRIATIONS		0	1,200	0	0
NET OF REVENUES/APPROPRIATIONS - 56-624 - ATHLETICS		20	150	(20)	0
Dept 56-626 - ATHLETICS PROG - T-BALL					
ESTIMATED REVENUES					
35	FEEES	1,520	2,000	1,860	2,000
TOTAL ESTIMATED REVENUES		1,520	2,000	1,860	2,000
APPROPRIATIONS					
43	SUPPLIES	0	600	260	600
46	EQUIPMENT	0	50	0	50
TOTAL APPROPRIATIONS		0	650	260	650
NET OF REVENUES/APPROPRIATIONS - 56-626 - ATHLETICS		1,520	1,350	1,600	1,350
Dept 56-628 - ATHLETICS PROG - YOUTH BASKETBALL					
ESTIMATED REVENUES					
34	SALES	1,230	1,100	1,120	1,100
35	FEEES	5,470	5,000	5,860	5,500
TOTAL ESTIMATED REVENUES		6,700	6,100	6,980	6,600
APPROPRIATIONS					
42	SALARIES - PART TIME	290	800	620	800
43	SUPPLIES	1,750	1,500	1,560	2,000
45	CONTRACTUAL SERVICES	1,350	1,300	1,430	1,600
49	OTHER EXPENDITURES	200	120	120	120
TOTAL APPROPRIATIONS		3,590	3,720	3,730	4,520
NET OF REVENUES/APPROPRIATIONS - 56-628 - ATHLETICS		3,110	2,380	3,250	2,080
Dept 56-630 - ATHLETICS PROG - HOOPSTERS					
ESTIMATED REVENUES					
35	FEEES	1,380	1,000	1,160	1,100

BUDGET REPORT FOR URBANA PARK DISTRICT

Fund: 05 RECREATION FUND

FISCAL YEAR 2020-2021 BUDGET - DEPARTMENT DETAIL

ACCOUNT CLASSIFICATION	DESCRIPTION	2018-19 ACTIVITY	2019-20 AMENDED BUDGET	2019-20 ACTIVITY THRU 04/30/20	2020-21 ORIGINAL BUDGET
ATHLETICS PROG					
Dept 56-630 - ATHLETICS PROG - HOOPSTERS					
ESTIMATED REVENUES					
	TOTAL ESTIMATED REVENUES	1,380	1,000	1,160	1,100
APPROPRIATIONS					
42	SALARIES - PART TIME	0	100	0	100
43	SUPPLIES	180	250	0	250
	TOTAL APPROPRIATIONS	180	350	0	350
	NET OF REVENUES/APPROPRIATIONS - 56-630 - ATHLETICS	1,200	650	1,160	750
Dept 56-632 - ATHLETICS PROG - C-U BASEBALL					
ESTIMATED REVENUES					
35	FEES	13,000	13,000	12,860	13,100
39	DONATIONS	0	500	0	500
	TOTAL ESTIMATED REVENUES	13,000	13,500	12,860	13,600
APPROPRIATIONS					
42	SALARIES - PART TIME	850	850	790	950
43	SUPPLIES	2,120	2,500	2,320	2,500
45	CONTRACTUAL SERVICES	6,750	7,000	6,170	7,000
	TOTAL APPROPRIATIONS	9,720	10,350	9,280	10,450
	NET OF REVENUES/APPROPRIATIONS - 56-632 - ATHLETICS	3,280	3,150	3,580	3,150
Dept 56-634 - ATHLETICS PROG - SPORTS CAMP					
ESTIMATED REVENUES					
35	FEES	44,800	50,000	59,560	59,040
	TOTAL ESTIMATED REVENUES	44,800	50,000	59,560	59,040
APPROPRIATIONS					
42	SALARIES - PART TIME	23,860	23,000	24,750	28,600
43	SUPPLIES	1,920	2,020	1,680	2,020
45	CONTRACTUAL SERVICES	5,400	7,600	9,540	7,800
49	OTHER EXPENDITURES	320	450	160	450
	TOTAL APPROPRIATIONS	31,500	33,070	36,130	38,870
	NET OF REVENUES/APPROPRIATIONS - 56-634 - ATHLETICS	13,300	16,930	23,430	20,170
Dept 56-636 - ATHLETICS PROG - EXTENDED SPORTS CAMP					
ESTIMATED REVENUES					
35	FEES	7,630	7,800	9,040	9,000
	TOTAL ESTIMATED REVENUES	7,630	7,800	9,040	9,000
APPROPRIATIONS					
42	SALARIES - PART TIME	0	1,500	0	1,500
	TOTAL APPROPRIATIONS	0	1,500	0	1,500
	NET OF REVENUES/APPROPRIATIONS - 56-636 - ATHLETICS	7,630	6,300	9,040	7,500
Dept 56-640 - ATHLETICS PROG - SPORTS LESSONS					
ESTIMATED REVENUES					
35	FEES	790	900	790	900
	TOTAL ESTIMATED REVENUES	790	900	790	900
	NET OF REVENUES/APPROPRIATIONS - 56-640 - ATHLETICS	790	900	790	900
Dept 56-644 - ATHLETICS PROG - MARTIAL ARTS					
ESTIMATED REVENUES					
35	FEES	0	0	0	0
	TOTAL ESTIMATED REVENUES	0	0	0	0
APPROPRIATIONS					
42	SALARIES - PART TIME	0	0	0	0
	TOTAL APPROPRIATIONS	0	0	0	0
	NET OF REVENUES/APPROPRIATIONS - 56-644 - ATHLETICS	0	0	0	0
Dept 56-650 - ATHLETICS PROG - BROOKENS GYMNASIUM					
ESTIMATED REVENUES					
35	FEES	28,520	29,990	30,900	29,000
	TOTAL ESTIMATED REVENUES	28,520	29,990	30,900	29,000
APPROPRIATIONS					
41	SALARIES - FULL TIME	19,250	49,130	47,040	49,130

BUDGET REPORT FOR URBANA PARK DISTRICT

Fund: 05 RECREATION FUND

FISCAL YEAR 2020-2021 BUDGET - DEPARTMENT DETAIL

ACCOUNT CLASSIFICATION	DESCRIPTION	2018-19 ACTIVITY	2019-20 AMENDED BUDGET	2019-20 ACTIVITY THRU 04/30/20	2020-21 ORIGINAL BUDGET
ATHLETICS PROG					
Dept 56-650 - ATHLETICS PROG - BROOKENS GYMNASIUM					
APPROPRIATIONS					
42	SALARIES - PART TIME	10,080	10,500	11,430	11,760
43	SUPPLIES	1,670	3,000	1,700	3,000
45	CONTRACTUAL SERVICES	72,510	62,890	64,560	64,200
46	EQUIPMENT	3,010	3,000	390	3,000
48	UTILITIES	1,730	1,900	1,790	1,900
TOTAL APPROPRIATIONS		108,250	130,420	126,910	132,990
NET OF REVENUES/APPROPRIATIONS - 56-650 - ATHLETICS		(79,730)	(100,430)	(96,010)	(103,990)
NET OF REVENUES/APPROPRIATIONS - ATHLETICS PROG		(7,390)	(4,230)	(2,800)	0

BUDGET REPORT FOR URBANA PARK DISTRICT

Fund: 05 RECREATION FUND

FISCAL YEAR 2020-2021 BUDGET - DEPARTMENT DETAIL

ACCOUNT CLASSIFICATION	DESCRIPTION	2018-19 ACTIVITY	2019-20 AMENDED BUDGET	2019-20 ACTIVITY THRU 04/30/20	2020-21 ORIGINAL BUDGET
<b>AQUATICS PROGRAMS</b>					
Dept 57-001 - AQUATICS PROGRAMS - ADMIN					
ESTIMATED REVENUES					
30	TRANSFERS IN	2,020	3,360	3,360	10,000
31	PROPERTY TAXES	161,380	151,600	147,200	169,020
34	SALES	0	0	0	0
35	FEES	(8,840)	(2,500)	(9,960)	(2,500)
39	DONATIONS	11,050	10,430	18,710	10,430
TOTAL ESTIMATED REVENUES		165,610	162,890	159,310	186,950
APPROPRIATIONS					
41	SALARIES - FULL TIME	41,930	122,650	121,140	122,650
45	CONTRACTUAL SERVICES	80	0	0	0
46	EQUIPMENT	3,030	0	1,410	3,000
47	INSURANCES	0	0	0	0
48	UTILITIES	0	0	0	0
49	OTHER EXPENDITURES	152,060	160,000	149,800	170,000
TOTAL APPROPRIATIONS		197,100	282,650	272,350	295,650
NET OF REVENUES/APPROPRIATIONS - 57-001 - AQUATICS		(31,490)	(119,760)	(113,040)	(108,700)
Dept 57-571 - AQUATICS PROGRAMS - SWIM LESSONS					
ESTIMATED REVENUES					
35	FEES	97,180	98,000	76,720	100,000
TOTAL ESTIMATED REVENUES		97,180	98,000	76,720	100,000
APPROPRIATIONS					
42	SALARIES - PART TIME	58,270	60,100	41,840	55,000
43	SUPPLIES	370	700	540	600
45	CONTRACTUAL SERVICES	30	0	550	0
49	OTHER EXPENDITURES	0	50	0	50
TOTAL APPROPRIATIONS		58,670	60,850	42,930	55,650
NET OF REVENUES/APPROPRIATIONS - 57-571 - AQUATICS		38,510	37,150	33,790	44,350
Dept 57-572 - AQUATICS PROGRAMS - SPECIAL PROGRAMS					
ESTIMATED REVENUES					
35	FEES	370	1,600	510	4,450
TOTAL ESTIMATED REVENUES		370	1,600	510	4,450
APPROPRIATIONS					
42	SALARIES - PART TIME	750	1,500	410	1,350
43	SUPPLIES	320	500	270	500
TOTAL APPROPRIATIONS		1,070	2,000	680	1,850
NET OF REVENUES/APPROPRIATIONS - 57-572 - AQUATICS		(700)	(400)	(170)	2,600
Dept 57-573 - AQUATICS PROGRAMS - AQUATICS CAMP					
ESTIMATED REVENUES					
35	FEES	0	31,490	18,670	35,000
TOTAL ESTIMATED REVENUES		0	31,490	18,670	35,000
APPROPRIATIONS					
42	SALARIES - PART TIME	0	19,000	14,590	23,500
43	SUPPLIES	0	1,350	1,370	1,750
49	OTHER EXPENDITURES	0	400	160	200
TOTAL APPROPRIATIONS		0	20,750	16,120	25,450
NET OF REVENUES/APPROPRIATIONS - 57-573 - AQUATICS		0	10,740	2,550	9,550
Dept 57-574 - AQUATICS PROGRAMS - NADIATORS					
ESTIMATED REVENUES					
34	SALES	2,220	0	0	0
35	FEES	22,320	23,300	16,020	21,500
39	DONATIONS	50	0	0	0
TOTAL ESTIMATED REVENUES		24,590	23,300	16,020	21,500
APPROPRIATIONS					
42	SALARIES - PART TIME	14,080	13,000	13,110	15,800
43	SUPPLIES	6,550	5,250	2,390	2,500
45	CONTRACTUAL SERVICES	8,530	4,300	5,110	5,000
49	OTHER EXPENDITURES	0	50	0	50
TOTAL APPROPRIATIONS		29,160	22,600	20,610	23,350
NET OF REVENUES/APPROPRIATIONS - 57-574 - AQUATICS		(4,570)	700	(4,590)	(1,850)

BUDGET REPORT FOR URBANA PARK DISTRICT

Fund: 05 RECREATION FUND

FISCAL YEAR 2020-2021 BUDGET - DEPARTMENT DETAIL

ACCOUNT CLASSIFICATION	DESCRIPTION	2018-19 ACTIVITY	2019-20 AMENDED BUDGET	2019-20 ACTIVITY THRU 04/30/20	2020-21 ORIGINAL BUDGET
AQUATICS PROGRAMS					
Dept 57-575 - AQUATICS PROGRAMS - YEAR-ROUND SWIM PROG					
ESTIMATED REVENUES					
34	SALES	0	500	0	500
35	FEES	0	98,600	18,610	73,900
39	DONATIONS	0	4,500	1,000	2,500
TOTAL ESTIMATED REVENUES		0	103,600	19,610	76,900
APPROPRIATIONS					
42	SALARIES - PART TIME	0	7,000	3,420	7,000
43	SUPPLIES	70	600	110	200
45	CONTRACTUAL SERVICES	0	21,070	1,720	7,000
46	EQUIPMENT	0	1,000	0	400
49	OTHER EXPENDITURES	0	4,000	2,920	3,250
TOTAL APPROPRIATIONS		70	33,670	8,170	17,850
NET OF REVENUES/APPROPRIATIONS - 57-575 - AQUATICS		(70)	69,930	11,440	59,050
NET OF REVENUES/APPROPRIATIONS - AQUATICS PROGRAMS		1,680	(1,640)	(70,020)	5,000



BUDGET REPORT FOR URBANA PARK DISTRICT

Fund: 05 RECREATION FUND

FISCAL YEAR 2020-2021 BUDGET - DEPARTMENT DETAIL

ACCOUNT CLASSIFICATION	DESCRIPTION	2018-19 ACTIVITY	2019-20 AMENDED BUDGET	2019-20 ACTIVITY THRU 04/30/20	2020-21 ORIGINAL BUDGET
<b>SPECIAL EVENTS</b>					
Dept 58-581 - SPEC EVENTS - TURKEY TROT					
ESTIMATED REVENUES					
31	PROPERTY TAXES	1,710	1,730	1,680	1,900
34	SALES	2,100	1,400	1,610	1,600
39	DONATIONS	300	500	500	500
TOTAL ESTIMATED REVENUES		4,110	3,630	3,790	4,000
APPROPRIATIONS					
41	SALARIES - FULL TIME	780	650	1,750	950
43	SUPPLIES	2,780	2,830	2,880	2,900
49	OTHER EXPENDITURES	170	150	130	150
TOTAL APPROPRIATIONS		3,730	3,630	4,760	4,000
NET OF REVENUES/APPROPRIATIONS - 58-581 - SPEC EVEN		380	0	(970)	0
Dept 58-582 - SPEC EVENTS - HALLOWEEN FUNFEST					
ESTIMATED REVENUES					
31	PROPERTY TAXES	250	180	170	200
39	DONATIONS	0	250	0	250
TOTAL ESTIMATED REVENUES		250	430	170	450
APPROPRIATIONS					
42	SALARIES - PART TIME	90	170	70	190
43	SUPPLIES	150	200	30	200
45	CONTRACTUAL SERVICES	0	60	0	60
TOTAL APPROPRIATIONS		240	430	100	450
NET OF REVENUES/APPROPRIATIONS - 58-582 - SPEC EVEN		10	0	70	0
Dept 58-583 - SPEC EVENTS - KING PARK DAY					
ESTIMATED REVENUES					
31	PROPERTY TAXES	4,230	2,390	2,320	4,390
TOTAL ESTIMATED REVENUES		4,230	2,390	2,320	4,390
APPROPRIATIONS					
42	SALARIES - PART TIME	0	320	0	250
43	SUPPLIES	1,050	1,270	1,230	1,340
45	CONTRACTUAL SERVICES	800	800	800	2,800
TOTAL APPROPRIATIONS		1,850	2,390	2,030	4,390
NET OF REVENUES/APPROPRIATIONS - 58-583 - SPEC EVEN		2,380	0	290	0
Dept 58-584 - SPEC EVENTS - NEIGHBORHOOD EVENTS					
ESTIMATED REVENUES					
31	PROPERTY TAXES	3,170	3,150	3,060	2,220
39	DONATIONS	3,500	2,000	3,000	3,000
TOTAL ESTIMATED REVENUES		6,670	5,150	6,060	5,220
APPROPRIATIONS					
43	SUPPLIES	350	490	210	460
45	CONTRACTUAL SERVICES	4,370	4,660	4,470	4,760
TOTAL APPROPRIATIONS		4,720	5,150	4,680	5,220
NET OF REVENUES/APPROPRIATIONS - 58-584 - SPEC EVEN		1,950	0	1,380	0
Dept 58-585 - SPEC EVENTS - CRYSTAL LAKE ROOTS WALK					
ESTIMATED REVENUES					
31	PROPERTY TAXES	440	450	440	0
39	DONATIONS	580	500	0	0
TOTAL ESTIMATED REVENUES		1,020	950	440	0
APPROPRIATIONS					
45	CONTRACTUAL SERVICES	900	950	0	0
TOTAL APPROPRIATIONS		900	950	0	0
NET OF REVENUES/APPROPRIATIONS - 58-585 - SPEC EVEN		120	0	440	0
Dept 58-586 - SPEC EVENTS - MEADOWBROOK JAZZ WALK					
ESTIMATED REVENUES					
31	PROPERTY TAXES	690	950	920	310
39	DONATIONS	1,220	950	1,290	1,200
TOTAL ESTIMATED REVENUES		1,910	1,900	2,210	1,510
APPROPRIATIONS					
43	SUPPLIES	150	50	0	30

BUDGET REPORT FOR URBANA PARK DISTRICT

Fund: 05 RECREATION FUND

FISCAL YEAR 2020-2021 BUDGET - DEPARTMENT DETAIL

ACCOUNT CLASSIFICATION	DESCRIPTION	2018-19 ACTIVITY	2019-20 AMENDED BUDGET	2019-20 ACTIVITY THRU 04/30/20	2020-21 ORIGINAL BUDGET
SPECIAL EVENTS					
Dept 58-586 - SPEC EVENTS - MEADOWBROOK JAZZ WALK					
APPROPRIATIONS					
45	CONTRACTUAL SERVICES	1,370	1,850	1,550	1,480
	TOTAL APPROPRIATIONS	1,520	1,900	1,550	1,510
	NET OF REVENUES/APPROPRIATIONS - 58-586 - SPEC EVEN	390	0	660	0
Dept 58-587 - SPEC EVENTS - ARTS & CULTURE					
ESTIMATED REVENUES					
31	PROPERTY TAXES	0	1,230	1,190	820
37	GRANTS	0	0	0	0
39	DONATIONS	0	0	0	0
	TOTAL ESTIMATED REVENUES	0	1,230	1,190	820
APPROPRIATIONS					
42	SALARIES - PART TIME	0	990	0	580
43	SUPPLIES	0	240	0	240
45	CONTRACTUAL SERVICES	0	0	170	0
	TOTAL APPROPRIATIONS	0	1,230	170	820
	NET OF REVENUES/APPROPRIATIONS - 58-587 - SPEC EVEN	0	0	1,020	0
Dept 58-588 - SPEC EVENTS - CRYSTAL LAKE ART FAIR					
ESTIMATED REVENUES					
31	PROPERTY TAXES	0	0	0	450
39	DONATIONS	0	0	0	250
	TOTAL ESTIMATED REVENUES	0	0	0	700
APPROPRIATIONS					
42	SALARIES - PART TIME	0	0	0	230
43	SUPPLIES	0	0	0	420
45	CONTRACTUAL SERVICES	0	0	0	50
	TOTAL APPROPRIATIONS	0	0	0	700
	NET OF REVENUES/APPROPRIATIONS - 58-588 - SPEC EVEN	0	0	0	0
Dept 58-589 - SPEC EVENTS - PLACEHOLDER 2					
ESTIMATED REVENUES					
31	PROPERTY TAXES	0	0	0	0
39	DONATIONS	0	0	0	0
	TOTAL ESTIMATED REVENUES	0	0	0	0
APPROPRIATIONS					
42	SALARIES - PART TIME	0	0	0	0
43	SUPPLIES	0	0	0	0
45	CONTRACTUAL SERVICES	0	0	0	0
	TOTAL APPROPRIATIONS	0	0	0	0
	NET OF REVENUES/APPROPRIATIONS - 58-589 - SPEC EVEN	0	0	0	0
	NET OF REVENUES/APPROPRIATIONS - SPECIAL EVENTS	5,230	0	2,890	0

BUDGET REPORT FOR URBANA PARK DISTRICT

Fund: 05 RECREATION FUND

FISCAL YEAR 2020-2021 BUDGET - DEPARTMENT DETAIL

ACCOUNT CLASSIFICATION	DESCRIPTION	2018-19 ACTIVITY	2019-20 AMENDED BUDGET	2019-20 ACTIVITY THRU 04/30/20	2020-21 ORIGINAL BUDGET
<b>OUTREACH &amp; WELLNESS</b>					
Dept 59-001 - OUTREACH & WELLNESS - ADMIN					
ESTIMATED REVENUES					
31	PROPERTY TAXES	41,200	38,720	37,600	39,960
35	FEES	0	0	0	0
39	DONATIONS	2,170	18,000	18,060	25,000
TOTAL ESTIMATED REVENUES		43,370	56,720	55,660	64,960
APPROPRIATIONS					
41	SALARIES - FULL TIME	42,290	47,760	46,290	47,760
42	SALARIES - PART TIME	470	1,200	550	1,000
43	SUPPLIES	140	15,500	1,620	1,500
45	CONTRACTUAL SERVICES	620	800	220	800
46	EQUIPMENT	2,980	3,000	2,700	3,000
49	OTHER EXPENDITURES	1,490	2,000	2,040	1,500
TOTAL APPROPRIATIONS		47,990	70,260	53,420	55,560
NET OF REVENUES/APPROPRIATIONS - 59-001 - OUTREACH		(4,620)	(13,540)	2,240	9,400
Dept 59-580 - OUTREACH & WELLNESS - TAI CHI					
ESTIMATED REVENUES					
35	FEES	9,950	10,500	8,290	10,000
TOTAL ESTIMATED REVENUES		9,950	10,500	8,290	10,000
APPROPRIATIONS					
42	SALARIES - PART TIME	7,140	8,000	7,000	8,000
TOTAL APPROPRIATIONS		7,140	8,000	7,000	8,000
NET OF REVENUES/APPROPRIATIONS - 59-580 - OUTREACH		2,810	2,500	1,290	2,000
Dept 59-582 - OUTREACH & WELLNESS - YOGA					
ESTIMATED REVENUES					
35	FEES	4,840	5,500	4,250	5,000
TOTAL ESTIMATED REVENUES		4,840	5,500	4,250	5,000
APPROPRIATIONS					
42	SALARIES - PART TIME	9,150	10,000	7,030	9,000
43	SUPPLIES	90	200	200	200
TOTAL APPROPRIATIONS		9,240	10,200	7,230	9,200
NET OF REVENUES/APPROPRIATIONS - 59-582 - OUTREACH		(4,400)	(4,700)	(2,980)	(4,200)
Dept 59-584 - OUTREACH & WELLNESS - DANCE FITNESS					
ESTIMATED REVENUES					
35	FEES	800	1,000	340	400
TOTAL ESTIMATED REVENUES		800	1,000	340	400
APPROPRIATIONS					
42	SALARIES - PART TIME	2,110	3,500	2,510	3,000
TOTAL APPROPRIATIONS		2,110	3,500	2,510	3,000
NET OF REVENUES/APPROPRIATIONS - 59-584 - OUTREACH		(1,310)	(2,500)	(2,170)	(2,600)
Dept 59-586 - OUTREACH & WELLNESS - STRENGTH CLASSES					
ESTIMATED REVENUES					
35	FEES	44,620	43,200	39,330	42,500
TOTAL ESTIMATED REVENUES		44,620	43,200	39,330	42,500
APPROPRIATIONS					
42	SALARIES - PART TIME	20,990	23,100	18,960	22,000
43	SUPPLIES	260	300	0	300
TOTAL APPROPRIATIONS		21,250	23,400	18,960	22,300
NET OF REVENUES/APPROPRIATIONS - 59-586 - OUTREACH		23,370	19,800	20,370	20,200
Dept 59-588 - OUTREACH & WELLNESS - WATER AEROBICS					
ESTIMATED REVENUES					
35	FEES	20,030	22,000	16,150	19,100
TOTAL ESTIMATED REVENUES		20,030	22,000	16,150	19,100
APPROPRIATIONS					
42	SALARIES - PART TIME	13,730	13,700	13,720	13,700
43	SUPPLIES	500	500	480	500
45	CONTRACTUAL SERVICES	2,410	3,000	2,280	2,600
TOTAL APPROPRIATIONS		16,640	17,200	16,480	16,800

BUDGET REPORT FOR URBANA PARK DISTRICT

Fund: 05 RECREATION FUND

FISCAL YEAR 2020-2021 BUDGET - DEPARTMENT DETAIL

ACCOUNT CLASSIFICATION	DESCRIPTION	2018-19 ACTIVITY	2019-20 AMENDED BUDGET	2019-20 ACTIVITY THRU 04/30/20	2020-21 ORIGINAL BUDGET
<b>OUTREACH &amp; WELLNESS</b>					
Dept 59-588 - OUTREACH & WELLNESS - WATER AEROBICS					
	NET OF REVENUES/APPROPRIATIONS - 59-588 - OUTREACH	3,390	4,800	(330)	2,300
Dept 59-590 - OUTREACH & WELLNESS - BICYCLE PROGRAMS					
ESTIMATED REVENUES					
35	FEEES	0	0	0	0
	TOTAL ESTIMATED REVENUES	0	0	0	0
APPROPRIATIONS					
42	SALARIES - PART TIME	0	250	0	100
43	SUPPLIES	60	200	0	100
45	CONTRACTUAL SERVICES	0	350	320	0
	TOTAL APPROPRIATIONS	60	800	320	200
	NET OF REVENUES/APPROPRIATIONS - 59-590 - OUTREACH	(60)	(800)	(320)	(200)
Dept 59-592 - OUTREACH & WELLNESS - WELLNESS PROGRAMS					
ESTIMATED REVENUES					
35	FEEES	250	0	470	500
	TOTAL ESTIMATED REVENUES	250	0	470	500
APPROPRIATIONS					
42	SALARIES - PART TIME	240	500	110	500
43	SUPPLIES	60	120	130	500
45	CONTRACTUAL SERVICES	0	0	40	100
	TOTAL APPROPRIATIONS	300	620	280	1,100
	NET OF REVENUES/APPROPRIATIONS - 59-592 - OUTREACH	(50)	(620)	190	(600)
Dept 59-594 - OUTREACH & WELLNESS - COOKING CLASSES					
ESTIMATED REVENUES					
35	FEEES	0	300	270	300
	TOTAL ESTIMATED REVENUES	0	300	270	300
APPROPRIATIONS					
42	SALARIES - PART TIME	0	0	210	200
43	SUPPLIES	0	500	90	500
45	CONTRACTUAL SERVICES	0	500	0	5,400
	TOTAL APPROPRIATIONS	0	1,000	300	6,100
	NET OF REVENUES/APPROPRIATIONS - 59-594 - OUTREACH	0	(700)	(30)	(5,800)
Dept 59-596 - OUTREACH & WELLNESS - OUTRCH/WELL EVENTS					
ESTIMATED REVENUES					
35	FEEES	0	0	0	0
39	DONATIONS	0	10,000	10,000	10,000
	TOTAL ESTIMATED REVENUES	0	10,000	10,000	10,000
APPROPRIATIONS					
42	SALARIES - PART TIME	60	6,000	280	8,500
43	SUPPLIES	310	1,740	4,770	4,000
45	CONTRACTUAL SERVICES	3,560	6,500	10,070	18,000
	TOTAL APPROPRIATIONS	3,930	14,240	15,120	30,500
	NET OF REVENUES/APPROPRIATIONS - 59-596 - OUTREACH	(3,930)	(4,240)	(5,120)	(20,500)
	NET OF REVENUES/APPROPRIATIONS - OUTREACH & WELLNESS	15,200	0	13,140	0

BUDGET REPORT FOR URBANA PARK DISTRICT

Fund: 05 RECREATION FUND

FISCAL YEAR 2020-2021 BUDGET - DEPARTMENT DETAIL

ACCOUNT CLASSIFICATION	DESCRIPTION	2018-19 ACTIVITY	2019-20 AMENDED BUDGET	2019-20 ACTIVITY THRU 04/30/20	2020-21 ORIGINAL BUDGET
LAKE HOUSE					
Dept 60-500 - LAKE HOUSE - MANAGEMENT					
ESTIMATED REVENUES					
31	PROPERTY TAXES	17,080	17,610	17,100	17,610
35	FEES	29,020	15,710	25,530	18,710
37	GRANTS	200	0	0	0
39	DONATIONS	300	300	0	300
TOTAL ESTIMATED REVENUES		46,600	33,620	42,630	36,620
APPROPRIATIONS					
41	SALARIES - FULL TIME	590	600	600	1,600
42	SALARIES - PART TIME	3,350	2,500	4,740	3,500
43	SUPPLIES	130	240	180	180
45	CONTRACTUAL SERVICES	1,410	1,000	980	1,150
48	UTILITIES	9,090	12,130	7,630	12,130
TOTAL APPROPRIATIONS		14,570	16,470	14,130	18,560
NET OF REVENUES/APPROPRIATIONS - 60-500 - LAKE HOUSE		32,030	17,150	28,500	18,060
Dept 60-505 - LAKE HOUSE - MAINTENANCE					
APPROPRIATIONS					
41	SALARIES - FULL TIME	10,920	8,890	9,250	9,550
42	SALARIES - PART TIME	340	2,450	780	2,350
43	SUPPLIES	1,340	3,700	1,660	3,900
45	CONTRACTUAL SERVICES	14,310	2,100	1,280	2,300
TOTAL APPROPRIATIONS		26,910	17,140	12,970	18,100
NET OF REVENUES/APPROPRIATIONS - 60-505 - LAKE HOUSE		(26,910)	(17,140)	(12,970)	(18,100)
Dept 60-600 - LAKE HOUSE - CONCESSIONS					
ESTIMATED REVENUES					
34	SALES	950	1,100	60	50
35	FEES	6,660	10,000	0	0
39	DONATIONS	1,480	0	0	0
TOTAL ESTIMATED REVENUES		9,090	11,100	60	50
APPROPRIATIONS					
42	SALARIES - PART TIME	8,320	9,020	0	0
43	SUPPLIES	1,280	1,260	20	0
45	CONTRACTUAL SERVICES	300	700	0	0
46	EQUIPMENT	730	0	0	0
49	OTHER EXPENDITURES	130	130	10	10
TOTAL APPROPRIATIONS		10,760	11,110	30	10
NET OF REVENUES/APPROPRIATIONS - 60-600 - LAKE HOUSE		(1,670)	(10)	30	40
NET OF REVENUES/APPROPRIATIONS - LAKE HOUSE		3,450	0	15,560	0
ESTIMATED REVENUES - FUND 05		( 2,933,850	3,345,540	2,978,960	3,370,980
APPROPRIATIONS - FUND 05		( 2,992,260	3,346,970	3,084,160	3,350,550
NET OF REVENUES/APPROPRIATIONS - FUND 05		(58,410)	(1,430)	(105,200)	20,430

BUDGET REPORT FOR URBANA PARK DISTRICT

Fund: 09 MUSEUM FUND

FISCAL YEAR 2020-2021 BUDGET - FUND SUMMARY

ACCOUNT CLASSIFICATION	DESCRIPTION	2018-19 ACTIVITY	2019-20 AMENDED BUDGET	2019-20 ACTIVITY THRU 04/30/20	2020-21 ORIGINAL BUDGET
<b>ESTIMATED REVENUES</b>					
Other Sources Of Funds					
30	TRANFERS IN	1,450	2,650	2,650	5,000
TOTAL OTHER SOURCES OF FUNDS		1,450	2,650	2,650	5,000
<b>Revenue</b>					
31	PROPERTY TAXES	831,350	880,410	854,830	900,730
33	INTEREST	4,210	2,000	3,870	4,000
34	SALES	10	30	2,090	3,500
35	FEES	116,810	116,450	109,380	126,920
37	GRANTS	500	100	2,850	100
39	DONATIONS	7,240	7,750	10,020	4,600
TOTAL REVENUE		960,120	1,006,740	983,040	1,039,850
TOTAL ESTIMATED REVENUES		961,570	1,009,390	985,690	1,044,850
<b>APPROPRIATIONS</b>					
Other Uses Of Funds					
40	TRANSFERS OUT	418,460	436,290	436,290	400,000
TOTAL OTHER USES OF FUNDS		418,460	436,290	436,290	400,000
<b>Expenditure</b>					
41	SALARIES - FULL TIME	250,590	261,770	257,160	284,300
42	SALARIES - PART TIME	117,530	164,840	120,640	182,630
43	SUPPLIES	21,480	33,510	23,940	31,810
45	CONTRACTUAL SERVICES	57,090	80,850	44,710	77,550
46	EQUIPMENT	10,430	9,000	4,620	6,000
47	INSURANCES	28,600	34,960	23,830	28,510
48	UTILITIES	19,310	20,100	15,990	20,200
49	OTHER EXPENDITURES	7,870	11,240	6,020	9,300
TOTAL EXPENDITURE		512,900	616,270	496,910	640,300
TOTAL APPROPRIATIONS		931,360	1,052,560	933,200	1,040,300
NET OF REVENUES/APPROPRIATIONS - FUND 09		30,210	(43,170)	52,490	4,550
BEGINNING FUND BALANCE		341,190	371,450	371,450	0
ENDING FUND BALANCE		371,400	328,280	423,940	4,550

BUDGET REPORT FOR URBANA PARK DISTRICT

Fund: 09 MUSEUM FUND

FISCAL YEAR 2020-2021 BUDGET - DEPARTMENT DETAIL

ACCOUNT CLASSIFICATION	DESCRIPTION	2018-19 ACTIVITY	2019-20 AMENDED BUDGET	2019-20 ACTIVITY THRU 04/30/20	2020-21 ORIGINAL BUDGET
ADMINISTRATION					
Dept 01-001 - ADMINISTRATION - ADMIN					
ESTIMATED REVENUES					
31	PROPERTY TAXES	383,140	422,470	410,200	426,550
33	INTEREST	4,210	2,000	3,870	4,000
TOTAL ESTIMATED REVENUES		387,350	424,470	414,070	430,550
APPROPRIATIONS					
40	TRANSFERS OUT	418,460	436,290	436,290	400,000
42	SALARIES - PART TIME	3,540	5,000	1,940	5,000
45	CONTRACTUAL SERVICES	0	20,000	0	20,000
46	EQUIPMENT	100	3,000	0	0
49	OTHER EXPENDITURES	980	1,000	1,030	1,000
TOTAL APPROPRIATIONS		423,080	465,290	439,260	426,000
NET OF REVENUES/APPROPRIATIONS - 01-001 - ADMINISTF		(35,730)	(40,820)	(25,190)	4,550
NET OF REVENUES/APPROPRIATIONS - ADMINISTRATION		(35,730)	(40,820)	(25,190)	4,550

BUDGET REPORT FOR URBANA PARK DISTRICT

Fund: 09 MUSEUM FUND

FISCAL YEAR 2020-2021 BUDGET - DEPARTMENT DETAIL

ACCOUNT CLASSIFICATION	DESCRIPTION	2018-19 ACTIVITY	2019-20 AMENDED BUDGET	2019-20 ACTIVITY THRU 04/30/20	2020-21 ORIGINAL BUDGET
NATURE CENTER					
Dept 40-404 - NATURE CENTER - RENTALS					
APPROPRIATIONS					
42	SALARIES - PART TIME	960	880	1,320	1,170
43	SUPPLIES	480	200	210	300
TOTAL APPROPRIATIONS		1,440	1,080	1,530	1,470
NET OF REVENUES/APPROPRIATIONS - 40-404 - NATURE CE		(1,440)	(1,080)	(1,530)	(1,470)
Dept 40-500 - NATURE CENTER - MANAGEMENT					
ESTIMATED REVENUES					
31	PROPERTY TAXES	360,650	335,160	325,420	356,210
34	SALES	10	30	2,090	3,500
35	FEES	4,180	4,750	2,950	4,000
39	DONATIONS	740	820	250	300
TOTAL ESTIMATED REVENUES		365,580	340,760	330,710	364,010
APPROPRIATIONS					
41	SALARIES - FULL TIME	148,430	153,590	152,550	175,880
42	SALARIES - PART TIME	29,960	42,440	29,700	43,430
43	SUPPLIES	2,960	7,200	6,820	10,050
45	CONTRACTUAL SERVICES	10,040	12,040	8,450	12,040
46	EQUIPMENT	6,760	3,000	4,570	3,000
47	INSURANCES	28,600	34,960	23,830	28,510
48	UTILITIES	3,730	3,860	3,850	3,860
49	OTHER EXPENDITURES	5,910	8,680	3,970	6,920
TOTAL APPROPRIATIONS		236,390	265,770	233,740	283,690
NET OF REVENUES/APPROPRIATIONS - 40-500 - NATURE CE		129,190	74,990	96,970	80,320
Dept 40-505 - NATURE CENTER - MAINTENANCE					
APPROPRIATIONS					
41	SALARIES - FULL TIME	19,020	21,150	18,500	21,390
42	SALARIES - PART TIME	1,340	3,750	2,520	8,250
43	SUPPLIES	5,980	5,470	4,810	5,470
45	CONTRACTUAL SERVICES	32,270	24,300	20,420	24,400
46	EQUIPMENT	2,300	3,000	50	3,000
48	UTILITIES	15,580	16,240	12,140	16,340
TOTAL APPROPRIATIONS		76,490	73,910	58,440	78,850
NET OF REVENUES/APPROPRIATIONS - 40-505 - NATURE CE		(76,490)	(73,910)	(58,440)	(78,850)
Dept 43-425 - GARDEN PROG - GARDEN PROGRAMS					
ESTIMATED REVENUES					
35	FEES	0	310	40	420
TOTAL ESTIMATED REVENUES		0	310	40	420
APPROPRIATIONS					
42	SALARIES - PART TIME	0	70	0	70
43	SUPPLIES	0	40	0	80
45	CONTRACTUAL SERVICES	0	80	0	0
TOTAL APPROPRIATIONS		0	190	0	150
NET OF REVENUES/APPROPRIATIONS - 43-425 - GARDEN PF		0	120	40	270
NET OF REVENUES/APPROPRIATIONS - NATURE CENTER		51,260	120	37,040	270



BUDGET REPORT FOR URBANA PARK DISTRICT

Fund: 09 MUSEUM FUND

FISCAL YEAR 2020-2021 BUDGET - DEPARTMENT DETAIL

ACCOUNT CLASSIFICATION	DESCRIPTION	2018-19 ACTIVITY	2019-20 AMENDED BUDGET	2019-20 ACTIVITY THRU 04/30/20	2020-21 ORIGINAL BUDGET
EXHIBITS					
Dept 41-001 - EXHIBITS - ADMIN					
ESTIMATED REVENUES					
31	PROPERTY TAXES	0	20,600	20,000	23,610
TOTAL ESTIMATED REVENUES		0	20,600	20,000	23,610
NET OF REVENUES/APPROPRIATIONS - 41-001 - EXHIBITS		0	20,600	20,000	23,610
Dept 41-402 - EXHIBITS - MGMT & VOLUNTEERS					
APPROPRIATIONS					
43	SUPPLIES	350	1,160	110	740
45	CONTRACTUAL SERVICES	250	500	500	500
TOTAL APPROPRIATIONS		600	1,660	610	1,240
NET OF REVENUES/APPROPRIATIONS - 41-402 - EXHIBITS		(600)	(1,660)	(610)	(1,240)
Dept 41-406 - EXHIBITS - INTERPRETATION					
APPROPRIATIONS					
42	SALARIES - PART TIME	40	2,380	50	140
43	SUPPLIES	2,550	1,400	420	1,860
45	CONTRACTUAL SERVICES	0	5,000	1,700	8,500
TOTAL APPROPRIATIONS		2,590	8,780	2,170	10,500
NET OF REVENUES/APPROPRIATIONS - 41-406 - EXHIBITS		(2,590)	(8,780)	(2,170)	(10,500)
Dept 41-408 - EXHIBITS - EXHIBIT ANIMALS & WILDLIFE					
ESTIMATED REVENUES					
35	FEES	400	0	430	120
39	DONATIONS	10	1,750	510	1,510
TOTAL ESTIMATED REVENUES		410	1,750	940	1,630
APPROPRIATIONS					
42	SALARIES - PART TIME	1,120	6,560	4,870	8,150
43	SUPPLIES	3,720	5,350	3,570	5,350
TOTAL APPROPRIATIONS		4,840	11,910	8,440	13,500
NET OF REVENUES/APPROPRIATIONS - 41-408 - EXHIBITS		(4,430)	(10,160)	(7,500)	(11,870)
NET OF REVENUES/APPROPRIATIONS - EXHIBITS		(7,620)	0	9,720	0

BUDGET REPORT FOR URBANA PARK DISTRICT

Fund: 09 MUSEUM FUND

FISCAL YEAR 2020-2021 BUDGET - DEPARTMENT DETAIL

ACCOUNT CLASSIFICATION	DESCRIPTION	2018-19 ACTIVITY	2019-20 AMENDED BUDGET	2019-20 ACTIVITY THRU 04/30/20	2020-21 ORIGINAL BUDGET
<b>PUBLIC PROGRAMS</b>					
Dept 42-001 - PUBLIC PROG - ADMIN					
ESTIMATED REVENUES					
31	PROPERTY TAXES	40,440	39,910	38,750	41,880
37	GRANTS	0	0	0	0
39	DONATIONS	2,310	100	220	310
TOTAL ESTIMATED REVENUES		42,750	40,010	38,970	42,190
APPROPRIATIONS					
41	SALARIES - FULL TIME	22,810	25,790	25,540	25,790
42	SALARIES - PART TIME	19,210	16,180	14,640	22,480
43	SUPPLIES	100	60	210	60
45	CONTRACTUAL SERVICES	120	1,000	0	1,000
46	EQUIPMENT	1,270	0	0	0
49	OTHER EXPENDITURES	0	0	0	0
TOTAL APPROPRIATIONS		43,510	43,030	40,390	49,330
NET OF REVENUES/APPROPRIATIONS - 42-001 - PUBLIC PF		(760)	(3,020)	(1,420)	(7,140)
Dept 42-410 - PUBLIC PROG - PRESCHOOL PROGRAMS					
ESTIMATED REVENUES					
35	FEES	930	540	1,350	3,840
TOTAL ESTIMATED REVENUES		930	540	1,350	3,840
APPROPRIATIONS					
42	SALARIES - PART TIME	0	280	720	1,380
43	SUPPLIES	140	60	190	390
TOTAL APPROPRIATIONS		140	340	910	1,770
NET OF REVENUES/APPROPRIATIONS - 42-410 - PUBLIC PF		790	200	440	2,070
Dept 42-412 - PUBLIC PROG - YOUTH PROGRAMS					
ESTIMATED REVENUES					
35	FEES	0	0	0	0
TOTAL ESTIMATED REVENUES		0	0	0	0
APPROPRIATIONS					
43	SUPPLIES	0	0	0	0
TOTAL APPROPRIATIONS		0	0	0	0
NET OF REVENUES/APPROPRIATIONS - 42-412 - PUBLIC PF		0	0	0	0
Dept 42-414 - PUBLIC PROG - ALL AGE PROGRAMS					
ESTIMATED REVENUES					
35	FEES	780	190	350	180
TOTAL ESTIMATED REVENUES		780	190	350	180
APPROPRIATIONS					
42	SALARIES - PART TIME	90	120	100	80
43	SUPPLIES	160	140	20	100
45	CONTRACTUAL SERVICES	0	350	0	0
TOTAL APPROPRIATIONS		250	610	120	180
NET OF REVENUES/APPROPRIATIONS - 42-414 - PUBLIC PF		530	(420)	230	0
Dept 42-416 - PUBLIC PROG - ADULT PROGRAMS					
ESTIMATED REVENUES					
35	FEES	1,590	780	500	430
TOTAL ESTIMATED REVENUES		1,590	780	500	430
APPROPRIATIONS					
42	SALARIES - PART TIME	0	0	0	0
43	SUPPLIES	40	30	30	20
45	CONTRACTUAL SERVICES	950	340	180	230
TOTAL APPROPRIATIONS		990	370	210	250
NET OF REVENUES/APPROPRIATIONS - 42-416 - PUBLIC PF		600	410	290	180
Dept 42-418 - PUBLIC PROG - SPECIAL REQUEST PROGRAMS					
ESTIMATED REVENUES					
35	FEES	1,000	1,250	1,290	1,230
TOTAL ESTIMATED REVENUES		1,000	1,250	1,290	1,230
APPROPRIATIONS					
42	SALARIES - PART TIME	80	200	80	350
43	SUPPLIES	0	30	20	30

BUDGET REPORT FOR URBANA PARK DISTRICT

Fund: 09 MUSEUM FUND

FISCAL YEAR 2020-2021 BUDGET - DEPARTMENT DETAIL

ACCOUNT CLASSIFICATION	DESCRIPTION	2018-19 ACTIVITY	2019-20 AMENDED BUDGET	2019-20 ACTIVITY THRU 04/30/20	2020-21 ORIGINAL BUDGET
PUBLIC PROGRAMS					
Dept 42-418 - PUBLIC PROG - SPECIAL REQUEST PROGRAMS					
APPROPRIATIONS					
	TOTAL APPROPRIATIONS	80	230	100	380
	NET OF REVENUES/APPROPRIATIONS - 42-418 - PUBLIC PF	920	1,020	1,190	850
Dept 42-420 - PUBLIC PROG - TRAVELING NATURALIST					
ESTIMATED REVENUES					
35	FEEES	2,310	2,700	2,020	3,740
39	DONATIONS	0	0	930	0
	TOTAL ESTIMATED REVENUES	2,310	2,700	2,950	3,740
APPROPRIATIONS					
42	SALARIES - PART TIME	70	120	400	350
43	SUPPLIES	0	30	0	30
49	OTHER EXPENDITURES	170	300	230	320
	TOTAL APPROPRIATIONS	240	450	630	700
	NET OF REVENUES/APPROPRIATIONS - 42-420 - PUBLIC PF	2,070	2,250	2,320	3,040
Dept 42-422 - PUBLIC PROG - BIRTHDAY/PARTY PROGRAMS					
ESTIMATED REVENUES					
35	FEEES	3,020	2,390	1,980	2,520
	TOTAL ESTIMATED REVENUES	3,020	2,390	1,980	2,520
APPROPRIATIONS					
42	SALARIES - PART TIME	180	150	180	240
43	SUPPLIES	190	100	50	140
	TOTAL APPROPRIATIONS	370	250	230	380
	NET OF REVENUES/APPROPRIATIONS - 42-422 - PUBLIC PF	2,650	2,140	1,750	2,140
Dept 42-424 - PUBLIC PROG - NATURE PLAYSCAPE					
ESTIMATED REVENUES					
39	DONATIONS	0	0	0	0
	TOTAL ESTIMATED REVENUES	0	0	0	0
APPROPRIATIONS					
42	SALARIES - PART TIME	0	2,380	90	940
43	SUPPLIES	210	200	80	200
	TOTAL APPROPRIATIONS	210	2,580	170	1,140
	NET OF REVENUES/APPROPRIATIONS - 42-424 - PUBLIC PF	(210)	(2,580)	(170)	(1,140)
	NET OF REVENUES/APPROPRIATIONS - PUBLIC PROGRAMS	6,590	0	4,630	0

BUDGET REPORT FOR URBANA PARK DISTRICT

Fund: 09 MUSEUM FUND

FISCAL YEAR 2020-2021 BUDGET - DEPARTMENT DETAIL

ACCOUNT CLASSIFICATION	DESCRIPTION	2018-19 ACTIVITY	2019-20 AMENDED BUDGET	2019-20 ACTIVITY THRU 04/30/20	2020-21 ORIGINAL BUDGET
GARDEN PROGRAMS					
Dept 43-001 - GARDEN PROG - ADMIN					
ESTIMATED REVENUES					
31	PROPERTY TAXES	0	0	0	470
TOTAL ESTIMATED REVENUES		0	0	0	470
APPROPRIATIONS					
41	SALARIES - FULL TIME	0	3,210	3,190	3,210
TOTAL APPROPRIATIONS		0	3,210	3,190	3,210
NET OF REVENUES/APPROPRIATIONS - 43-001 - GARDEN PF		0	(3,210)	(3,190)	(2,740)
Dept 43-426 - GARDEN PROG - MEADOWBROOK GARDENS					
ESTIMATED REVENUES					
35	FEES	10,970	4,650	(1,390)	4,860
TOTAL ESTIMATED REVENUES		10,970	4,650	(1,390)	4,860
APPROPRIATIONS					
42	SALARIES - PART TIME	350	1,570	670	1,890
43	SUPPLIES	50	60	540	450
TOTAL APPROPRIATIONS		400	1,630	1,210	2,340
NET OF REVENUES/APPROPRIATIONS - 43-426 - GARDEN PF		10,570	3,020	(2,600)	2,520
Dept 43-428 - GARDEN PROG - VICTORY NBHD GARDENS					
ESTIMATED REVENUES					
35	FEES	500	240	(90)	210
TOTAL ESTIMATED REVENUES		500	240	(90)	210
APPROPRIATIONS					
42	SALARIES - PART TIME	50	170	20	260
43	SUPPLIES	0	0	0	0
TOTAL APPROPRIATIONS		50	170	20	260
NET OF REVENUES/APPROPRIATIONS - 43-428 - GARDEN PF		450	70	(110)	(50)
NET OF REVENUES/APPROPRIATIONS - GARDEN PROGRAMS		11,020	(120)	(5,900)	(270)

BUDGET REPORT FOR URBANA PARK DISTRICT

Fund: 09 MUSEUM FUND

FISCAL YEAR 2020-2021 BUDGET - DEPARTMENT DETAIL

ACCOUNT CLASSIFICATION	DESCRIPTION	2018-19 ACTIVITY	2019-20 AMENDED BUDGET	2019-20 ACTIVITY THRU 04/30/20	2020-21 ORIGINAL BUDGET
ENVIR EDUC PROG					
Dept 44-001 - ENV EDU PROG - ADMIN					
ESTIMATED REVENUES					
31	PROPERTY TAXES	15,260	13,370	12,980	14,830
35	FEES	0	0	0	2,160
37	GRANTS	0	100	0	100
39	DONATIONS	250	1,130	550	1,130
TOTAL ESTIMATED REVENUES		15,510	14,600	13,530	18,220
APPROPRIATIONS					
41	SALARIES - FULL TIME	13,480	14,490	14,450	14,490
42	SALARIES - PART TIME	0	0	0	130
43	SUPPLIES	160	300	10	300
45	CONTRACTUAL SERVICES	690	750	0	750
TOTAL APPROPRIATIONS		14,330	15,540	14,460	15,670
NET OF REVENUES/APPROPRIATIONS - 44-001 - ENV EDU F		1,180	(940)	(930)	2,550
Dept 44-430 - ENV EDU PROG - SCHOOL TOURS					
ESTIMATED REVENUES					
35	FEES	3,680	7,650	760	1,320
39	DONATIONS	120	0	0	0
TOTAL ESTIMATED REVENUES		3,800	7,650	760	1,320
APPROPRIATIONS					
42	SALARIES - PART TIME	3,540	6,590	1,350	2,100
43	SUPPLIES	90	200	70	280
45	CONTRACTUAL SERVICES	260	700	290	600
TOTAL APPROPRIATIONS		3,890	7,490	1,710	2,980
NET OF REVENUES/APPROPRIATIONS - 44-430 - ENV EDU F		(90)	160	(950)	(1,660)
Dept 44-432 - ENV EDU PROG - NATURALIST IN CLASSRM					
ESTIMATED REVENUES					
35	FEES	1,280	880	690	880
TOTAL ESTIMATED REVENUES		1,280	880	690	880
APPROPRIATIONS					
42	SALARIES - PART TIME	120	290	210	1,990
43	SUPPLIES	30	40	40	90
49	OTHER EXPENDITURES	160	100	30	200
TOTAL APPROPRIATIONS		310	430	280	2,280
NET OF REVENUES/APPROPRIATIONS - 44-432 - ENV EDU F		970	450	410	(1,400)
Dept 44-434 - ENV EDU PROG - LOAN ITEMS					
ESTIMATED REVENUES					
35	FEES	170	360	180	300
TOTAL ESTIMATED REVENUES		170	360	180	300
APPROPRIATIONS					
43	SUPPLIES	90	150	0	100
49	OTHER EXPENDITURES	0	100	0	60
TOTAL APPROPRIATIONS		90	250	0	160
NET OF REVENUES/APPROPRIATIONS - 44-434 - ENV EDU F		80	110	180	140
Dept 44-436 - ENV EDU PROG - EDUCATOR SERVICES					
ESTIMATED REVENUES					
35	FEES	260	940	0	940
TOTAL ESTIMATED REVENUES		260	940	0	940
APPROPRIATIONS					
43	SUPPLIES	50	330	40	330
45	CONTRACTUAL SERVICES	0	50	0	50
TOTAL APPROPRIATIONS		50	380	40	380
NET OF REVENUES/APPROPRIATIONS - 44-436 - ENV EDU F		210	560	(40)	560
Dept 44-438 - ENV EDU PROG - AFTERSCHOOL PROGRAMS					
ESTIMATED REVENUES					
35	FEES	0	350	0	700
TOTAL ESTIMATED REVENUES		0	350	0	700
APPROPRIATIONS					
42	SALARIES - PART TIME	0	270	0	340

BUDGET REPORT FOR URBANA PARK DISTRICT

Fund: 09 MUSEUM FUND

FISCAL YEAR 2020-2021 BUDGET - DEPARTMENT DETAIL

ACCOUNT CLASSIFICATION	DESCRIPTION	2018-19 ACTIVITY	2019-20 AMENDED BUDGET	2019-20 ACTIVITY THRU 04/30/20	2020-21 ORIGINAL BUDGET
ENVIR EDUC PROG					
Dept 44-438 - ENV EDU PROG - AFTERSCHOOL PROGRAMS					
APPROPRIATIONS					
43	SUPPLIES	0	30	0	160
49	OTHER EXPENDITURES	0	20	40	0
TOTAL APPROPRIATIONS		0	320	40	500
NET OF REVENUES/APPROPRIATIONS - 44-438 - ENV EDU F		0	30	(40)	200
Dept 44-440 - ENV EDU PROG - TEEN PROGRAMS					
ESTIMATED REVENUES					
35	FEES	0	260	0	270
TOTAL ESTIMATED REVENUES		0	260	0	270
APPROPRIATIONS					
42	SALARIES - PART TIME	0	290	0	320
43	SUPPLIES	0	100	0	100
45	CONTRACTUAL SERVICES	0	240	0	240
TOTAL APPROPRIATIONS		0	630	0	660
NET OF REVENUES/APPROPRIATIONS - 44-440 - ENV EDU F		0	(370)	0	(390)
NET OF REVENUES/APPROPRIATIONS - ENVIR EDUC PROG		2,350	0	(1,370)	0

BUDGET REPORT FOR URBANA PARK DISTRICT

Fund: 09 MUSEUM FUND

FISCAL YEAR 2020-2021 BUDGET - DEPARTMENT DETAIL

ACCOUNT CLASSIFICATION	DESCRIPTION	2018-19 ACTIVITY	2019-20 AMENDED BUDGET	2019-20 ACTIVITY THRU 04/30/20	2020-21 ORIGINAL BUDGET
<b>SPECIAL EVENTS</b>					
Dept 45-001 - SPEC EVENTS - ADMIN					
ESTIMATED REVENUES					
31	PROPERTY TAXES	11,750	24,100	23,400	11,270
34	SALES	0	0	0	0
39	DONATIONS	0	0	0	0
TOTAL ESTIMATED REVENUES		11,750	24,100	23,400	11,270
APPROPRIATIONS					
41	SALARIES - FULL TIME	6,860	7,150	6,960	7,150
TOTAL APPROPRIATIONS		6,860	7,150	6,960	7,150
NET OF REVENUES/APPROPRIATIONS - 45-001 - SPEC EVEN		4,890	16,950	16,440	4,120
Dept 45-442 - SPEC EVENTS - STRAWBERRY JAM					
ESTIMATED REVENUES					
39	DONATIONS	2,170	1,150	3,100	1,150
TOTAL ESTIMATED REVENUES		2,170	1,150	3,100	1,150
APPROPRIATIONS					
42	SALARIES - PART TIME	520	1,250	150	1,260
43	SUPPLIES	240	690	220	690
45	CONTRACTUAL SERVICES	1,970	2,370	870	2,270
TOTAL APPROPRIATIONS		2,730	4,310	1,240	4,220
NET OF REVENUES/APPROPRIATIONS - 45-442 - SPEC EVEN		(560)	(3,160)	1,860	(3,070)
Dept 45-444 - SPEC EVENTS - ART SHOW					
ESTIMATED REVENUES					
39	DONATIONS	70	0	0	0
TOTAL ESTIMATED REVENUES		70	0	0	0
APPROPRIATIONS					
43	SUPPLIES	110	180	100	120
45	CONTRACTUAL SERVICES	50	50	50	50
TOTAL APPROPRIATIONS		160	230	150	170
NET OF REVENUES/APPROPRIATIONS - 45-444 - SPEC EVEN		(90)	(230)	(150)	(170)
Dept 45-446 - SPEC EVENTS - TAKE A CHILD OUTSIDE WEEK					
ESTIMATED REVENUES					
39	DONATIONS	130	2,500	0	100
TOTAL ESTIMATED REVENUES		130	2,500	0	100
APPROPRIATIONS					
42	SALARIES - PART TIME	80	280	150	190
43	SUPPLIES	40	540	420	430
45	CONTRACTUAL SERVICES	350	1,000	0	30
TOTAL APPROPRIATIONS		470	1,820	570	650
NET OF REVENUES/APPROPRIATIONS - 45-446 - SPEC EVEN		(340)	680	(570)	(550)
Dept 45-447 - SPEC EVENTS - BIOBLITZ					
ESTIMATED REVENUES					
37	GRANTS	0	0	1,500	0
39	DONATIONS	0	0	250	0
TOTAL ESTIMATED REVENUES		0	0	1,750	0
APPROPRIATIONS					
42	SALARIES - PART TIME	0	2,340	340	0
43	SUPPLIES	0	3,450	1,650	0
45	CONTRACTUAL SERVICES	0	1,500	2,100	0
TOTAL APPROPRIATIONS		0	7,290	4,090	0
NET OF REVENUES/APPROPRIATIONS - 45-447 - SPEC EVEN		0	(7,290)	(2,340)	0
Dept 45-448 - SPEC EVENTS - 40TH ANNIVERSARY					
ESTIMATED REVENUES					
35	FEES	0	550	90	0
37	GRANTS	0	0	1,350	0
39	DONATIONS	0	300	640	100
TOTAL ESTIMATED REVENUES		0	850	2,080	100
APPROPRIATIONS					
42	SALARIES - PART TIME	0	1,260	300	90
43	SUPPLIES	170	1,930	480	260

BUDGET REPORT FOR URBANA PARK DISTRICT

Fund: 09 MUSEUM FUND

FISCAL YEAR 2020-2021 BUDGET - DEPARTMENT DETAIL

ACCOUNT CLASSIFICATION	DESCRIPTION	2018-19 ACTIVITY	2019-20 AMENDED BUDGET	2019-20 ACTIVITY THRU 04/30/20	2020-21 ORIGINAL BUDGET
SPECIAL EVENTS					
Dept 45-448 - SPEC EVENTS - 40TH ANNIVERSARY					
APPROPRIATIONS					
45	CONTRACTUAL SERVICES	2,150	4,610	1,790	80
	TOTAL APPROPRIATIONS	2,320	7,800	2,570	430
	NET OF REVENUES/APPROPRIATIONS - 45-448 - SPEC EVEN	(2,320)	(6,950)	(490)	(330)
	NET OF REVENUES/APPROPRIATIONS - SPECIAL EVENTS	1,580	0	14,750	0



BUDGET REPORT FOR URBANA PARK DISTRICT

Fund: 09 MUSEUM FUND

FISCAL YEAR 2020-2021 BUDGET - DEPARTMENT DETAIL

ACCOUNT CLASSIFICATION	DESCRIPTION	2018-19 ACTIVITY	2019-20 AMENDED BUDGET	2019-20 ACTIVITY THRU 04/30/20	2020-21 ORIGINAL BUDGET
<b>CAMP PROGRAMS</b>					
Dept 46-001 - CAMP PROGRAMS - ADMIN					
ESTIMATED REVENUES					
30	TRANSFERS IN	1,450	2,650	2,650	5,000
31	PROPERTY TAXES	20,110	24,800	24,080	25,910
35	FEES	(11,250)	(11,250)	(11,640)	(11,250)
37	GRANTS	500	0	0	0
39	DONATIONS	1,440	0	3,570	0
TOTAL ESTIMATED REVENUES		12,250	16,200	18,660	19,660
APPROPRIATIONS					
41	SALARIES - FULL TIME	39,990	36,390	35,970	36,390
42	SALARIES - PART TIME	11,370	11,580	13,370	18,680
43	SUPPLIES	1,000	1,070	1,180	800
45	CONTRACTUAL SERVICES	5,190	3,800	6,700	3,800
49	OTHER EXPENDITURES	70	100	110	100
TOTAL APPROPRIATIONS		57,620	52,940	57,330	59,770
NET OF REVENUES/APPROPRIATIONS - 46-001 - CAMP PROC		(45,370)	(36,740)	(38,670)	(40,110)
Dept 46-450 - CAMP PROGRAMS - PRESCHOOL CAMPS					
ESTIMATED REVENUES					
35	FEES	8,340	8,560	8,700	8,820
TOTAL ESTIMATED REVENUES		8,340	8,560	8,700	8,820
APPROPRIATIONS					
42	SALARIES - PART TIME	6,870	8,160	5,030	7,120
43	SUPPLIES	540	610	530	610
45	CONTRACTUAL SERVICES	0	0	0	0
49	OTHER EXPENDITURES	0	0	0	0
TOTAL APPROPRIATIONS		7,410	8,770	5,560	7,730
NET OF REVENUES/APPROPRIATIONS - 46-450 - CAMP PROC		930	(210)	3,140	1,090
Dept 46-452 - CAMP PROGRAMS - NATURE DAY CAMP					
ESTIMATED REVENUES					
35	FEES	62,280	61,960	66,110	68,310
TOTAL ESTIMATED REVENUES		62,280	61,960	66,110	68,310
APPROPRIATIONS					
42	SALARIES - PART TIME	19,480	22,460	18,780	24,250
43	SUPPLIES	1,280	1,200	1,290	1,200
49	OTHER EXPENDITURES	400	540	400	500
TOTAL APPROPRIATIONS		21,160	24,200	20,470	25,950
NET OF REVENUES/APPROPRIATIONS - 46-452 - CAMP PROC		41,120	37,760	45,640	42,360
Dept 46-454 - CAMP PROGRAMS - EXTENDED NATURE CAMPS					
ESTIMATED REVENUES					
35	FEES	8,560	8,740	13,090	10,550
TOTAL ESTIMATED REVENUES		8,560	8,740	13,090	10,550
APPROPRIATIONS					
42	SALARIES - PART TIME	5,450	6,740	4,800	8,000
43	SUPPLIES	10	90	90	90
TOTAL APPROPRIATIONS		5,460	6,830	4,890	8,090
NET OF REVENUES/APPROPRIATIONS - 46-454 - CAMP PROC		3,100	1,910	8,200	2,460
Dept 46-456 - CAMP PROGRAMS - JC/CIT					
ESTIMATED REVENUES					
35	FEES	5,950	7,330	6,650	5,840
TOTAL ESTIMATED REVENUES		5,950	7,330	6,650	5,840
APPROPRIATIONS					
42	SALARIES - PART TIME	9,100	14,820	13,710	15,030
43	SUPPLIES	170	170	80	180
TOTAL APPROPRIATIONS		9,270	14,990	13,790	15,210
NET OF REVENUES/APPROPRIATIONS - 46-456 - CAMP PROC		(3,320)	(7,660)	(7,140)	(9,370)
Dept 46-458 - CAMP PROGRAMS - ANIMAL ADVENTURE CAMP					
ESTIMATED REVENUES					
35	FEES	3,640	4,360	4,860	3,940
TOTAL ESTIMATED REVENUES		3,640	4,360	4,860	3,940

BUDGET REPORT FOR URBANA PARK DISTRICT

Fund: 09 MUSEUM FUND

FISCAL YEAR 2020-2021 BUDGET - DEPARTMENT DETAIL

ACCOUNT CLASSIFICATION	DESCRIPTION	2018-19 ACTIVITY	2019-20 AMENDED BUDGET	2019-20 ACTIVITY THRU 04/30/20	2020-21 ORIGINAL BUDGET
CAMP PROGRAMS					
Dept 46-458 - CAMP PROGRAMS - ANIMAL ADVENTURE CAMP					
APPROPRIATIONS					
42	SALARIES - PART TIME	0	1,540	1,090	440
43	SUPPLIES	0	100	40	0
45	CONTRACTUAL SERVICES	2,340	1,730	1,530	2,300
TOTAL APPROPRIATIONS		2,340	3,370	2,660	2,740
NET OF REVENUES/APPROPRIATIONS - 46-458 - CAMP PROG		1,300	990	2,200	1,200
Dept 46-460 - CAMP PROGRAMS - CAMP FRESH					
ESTIMATED REVENUES					
35	FEES	3,950	4,950	5,810	6,600
TOTAL ESTIMATED REVENUES		3,950	4,950	5,810	6,600
APPROPRIATIONS					
42	SALARIES - PART TIME	2,740	2,990	2,860	4,910
43	SUPPLIES	190	700	580	700
45	CONTRACTUAL SERVICES	380	240	50	320
49	OTHER EXPENDITURES	180	400	210	200
TOTAL APPROPRIATIONS		3,490	4,330	3,700	6,130
NET OF REVENUES/APPROPRIATIONS - 46-460 - CAMP PROG		460	620	2,110	470
Dept 46-462 - CAMP PROGRAMS - SPECIALTY CAMPS					
ESTIMATED REVENUES					
35	FEES	4,270	3,010	4,650	5,100
TOTAL ESTIMATED REVENUES		4,270	3,010	4,650	5,100
APPROPRIATIONS					
42	SALARIES - PART TIME	1,270	1,730	1,200	2,720
43	SUPPLIES	380	100	40	100
45	CONTRACTUAL SERVICES	80	200	80	390
TOTAL APPROPRIATIONS		1,730	2,030	1,320	3,210
NET OF REVENUES/APPROPRIATIONS - 46-462 - CAMP PROG		2,540	980	3,330	1,890
Dept 46-463 - CAMP PROGRAMS - EXTENDED SPECIALTY CAMPS					
ESTIMATED REVENUES					
35	FEES	0	0	0	890
TOTAL ESTIMATED REVENUES		0	0	0	890
APPROPRIATIONS					
42	SALARIES - PART TIME	0	0	0	880
43	SUPPLIES	0	0	0	0
TOTAL APPROPRIATIONS		0	0	0	880
NET OF REVENUES/APPROPRIATIONS - 46-463 - CAMP PROG		0	0	0	10
NET OF REVENUES/APPROPRIATIONS - CAMP PROGRAMS		760	(2,350)	18,810	0
ESTIMATED REVENUES - FUND 09		( 961,570	1,009,390	985,690	1,044,850
APPROPRIATIONS - FUND 09		( 931,360	1,052,560	933,200	1,040,300
NET OF REVENUES/APPROPRIATIONS - FUND 09		30,210	(43,170)	52,490	4,550

BUDGET REPORT FOR URBANA PARK DISTRICT  
Fund: 16 URBANA INDOOR AQUATICS CENTER FUND  
FISCAL YEAR 2020-2021 BUDGET - FUND SUMMARY

ACCOUNT CLASSIFICATION	DESCRIPTION	2018-19 ACTIVITY	2019-20 AMENDED BUDGET	2019-20 ACTIVITY THRU 04/30/20	2020-21 ORIGINAL BUDGET
<b>ESTIMATED REVENUES</b>					
Other Sources Of Funds					
30	TRANFERS IN	7,580	20,140	20,130	13,500
TOTAL OTHER SOURCES OF FUNDS		7,580	20,140	20,130	13,500
Revenue					
33	INTEREST	0	0	0	0
34	SALES	40	30	190	170
35	FEES	147,340	167,110	125,600	164,500
37	GRANTS	10,610	0	0	0
39	DONATIONS	1,045,260	531,420	441,170	556,460
TOTAL REVENUE		1,203,250	698,560	566,960	721,130
TOTAL ESTIMATED REVENUES		1,210,830	718,700	587,090	734,630
<b>APPROPRIATIONS</b>					
Expenditure					
41	SALARIES - FULL TIME	88,180	103,030	90,480	109,480
42	SALARIES - PART TIME	197,740	203,300	184,640	226,950
43	SUPPLIES	46,240	52,040	40,880	49,350
45	CONTRACTUAL SERVICES	680,770	143,150	90,660	162,150
46	EQUIPMENT	4,060	500	790	500
47	INSURANCES	69,680	78,150	66,470	68,300
48	UTILITIES	121,290	116,890	110,640	112,890
49	OTHER EXPENDITURES	2,890	5,000	2,510	5,010
TOTAL EXPENDITURE		1,210,850	702,060	587,070	734,630
TOTAL APPROPRIATIONS		1,210,850	702,060	587,070	734,630
NET OF REVENUES/APPROPRIATIONS - FUND 16		(20)	16,640	20	0
BEGINNING FUND BALANCE		10	10	10	0
ENDING FUND BALANCE		(10)	16,650	30	0

BUDGET REPORT FOR URBANA PARK DISTRICT  
Fund: 16 URBANA INDOOR AQUATICS CENTER FUND  
FISCAL YEAR 2020-2021 BUDGET - DEPARTMENT DETAIL

ACCOUNT CLASSIFICATION	DESCRIPTION	2018-19 ACTIVITY	2019-20 AMENDED BUDGET	2019-20 ACTIVITY THRU 04/30/20	2020-21 ORIGINAL BUDGET
URBANA INDOOR AQ CNTR					
Dept 68-500 - URBANA INDOOR AQ CNTR - MANAGEMENT					
ESTIMATED REVENUES					
30	TRANSFERS IN	7,580	20,140	20,130	13,500
33	INTEREST	0	0	0	0
34	SALES	40	30	190	170
35	FEES	147,340	167,110	125,600	164,500
37	GRANTS	10,610	0	0	0
39	DONATIONS	1,045,260	531,420	441,170	556,460
TOTAL ESTIMATED REVENUES		1,210,830	718,700	587,090	734,630
APPROPRIATIONS					
41	SALARIES - FULL TIME	34,350	35,520	35,390	40,470
42	SALARIES - PART TIME	176,610	183,250	170,230	207,900
43	SUPPLIES	6,170	6,990	7,410	6,450
45	CONTRACTUAL SERVICES	23,680	25,800	19,140	24,800
46	EQUIPMENT	0	500	790	500
47	INSURANCES	69,680	78,150	66,470	68,300
48	UTILITIES	121,290	116,890	110,640	112,890
49	OTHER EXPENDITURES	2,890	5,000	2,510	5,010
TOTAL APPROPRIATIONS		434,670	452,100	412,580	466,320
NET OF REVENUES/APPROPRIATIONS - 68-500 - URBANA IN		776,160	266,600	174,510	268,310
Dept 68-505 - URBANA INDOOR AQ CNTR - MAINTENANCE					
APPROPRIATIONS					
41	SALARIES - FULL TIME	53,830	67,510	55,090	69,010
42	SALARIES - PART TIME	21,130	20,050	14,410	19,050
43	SUPPLIES	40,070	45,050	33,470	42,900
45	CONTRACTUAL SERVICES	33,430	37,350	37,760	37,350
46	EQUIPMENT	4,060	0	0	0
TOTAL APPROPRIATIONS		152,520	169,960	140,730	168,310
NET OF REVENUES/APPROPRIATIONS - 68-505 - URBANA IN		(152,520)	(169,960)	(140,730)	(168,310)
Dept 68-890 - URBANA INDOOR AQ CNTR - INDOOR PL CONST					
APPROPRIATIONS					
45	CONTRACTUAL SERVICES	623,660	80,000	33,760	100,000
46	EQUIPMENT	0	0	0	0
TOTAL APPROPRIATIONS		623,660	80,000	33,760	100,000
NET OF REVENUES/APPROPRIATIONS - 68-890 - URBANA IN		(623,660)	(80,000)	(33,760)	(100,000)
NET OF REVENUES/APPROPRIATIONS - URBANA INDOOR AQ CN'		(20)	16,640	20	0
ESTIMATED REVENUES - FUND 16		( 1,210,830	718,700	587,090	734,630
APPROPRIATIONS - FUND 16		( 1,210,850	702,060	587,070	734,630
NET OF REVENUES/APPROPRIATIONS - FUND 16		(20)	16,640	20	0

BUDGET REPORT FOR URBANA PARK DISTRICT  
Fund: 20 ILLINOIS MUNICIPAL RETIREMENT FUND  
FISCAL YEAR 2020-2021 BUDGET - FUND SUMMARY

ACCOUNT CLASSIFICATION	DESCRIPTION	2018-19 ACTIVITY	2019-20 AMENDED BUDGET	2019-20 ACTIVITY THRU 04/30/20	2020-21 ORIGINAL BUDGET
<b>ESTIMATED REVENUES</b>					
Revenue					
31	PROPERTY TAXES	271,680	279,970	271,840	300,240
33	INTEREST	2,450	2,000	3,120	2,000
39	DONATIONS	126,370	130,000	135,060	130,000
	TOTAL REVENUE	<u>400,500</u>	<u>411,970</u>	<u>410,020</u>	<u>432,240</u>
TOTAL ESTIMATED REVENUES		400,500	411,970	410,020	432,240
<b>APPROPRIATIONS</b>					
Expenditure					
47	INSURANCES	384,000	420,000	386,720	430,000
49	OTHER EXPENDITURES	19,700	0	16,210	0
	TOTAL EXPENDITURE	<u>403,700</u>	<u>420,000</u>	<u>402,930</u>	<u>430,000</u>
TOTAL APPROPRIATIONS		403,700	420,000	402,930	430,000
NET OF REVENUES/APPROPRIATIONS - FUND 20		(3,200)	(8,030)	7,090	2,240
	BEGINNING FUND BALANCE	211,090	207,900	207,900	0
	ENDING FUND BALANCE	207,890	199,870	214,990	2,240

BUDGET REPORT FOR URBANA PARK DISTRICT  
Fund: 21 AUDIT FUND  
FISCAL YEAR 2020-2021 BUDGET - FUND SUMMARY

ACCOUNT CLASSIFICATION	DESCRIPTION	2018-19 ACTIVITY	2019-20 AMENDED BUDGET	2019-20 ACTIVITY THRU 04/30/20	2020-21 ORIGINAL BUDGET
<b>ESTIMATED REVENUES</b>					
Revenue					
31	PROPERTY TAXES	27,170	29,350	28,500	30,020
33	INTEREST	190	100	30	100
TOTAL REVENUE		<u>27,360</u>	<u>29,450</u>	<u>28,530</u>	<u>30,120</u>
TOTAL ESTIMATED REVENUES		<u>27,360</u>	<u>29,450</u>	<u>28,530</u>	<u>30,120</u>
<b>APPROPRIATIONS</b>					
Expenditure					
45	CONTRACTUAL SERVICES	25,750	27,000	31,170	29,200
49	OTHER EXPENDITURES	0	2,000	0	2,000
TOTAL EXPENDITURE		<u>25,750</u>	<u>29,000</u>	<u>31,170</u>	<u>31,200</u>
TOTAL APPROPRIATIONS		<u>25,750</u>	<u>29,000</u>	<u>31,170</u>	<u>31,200</u>
NET OF REVENUES/APPROPRIATIONS - FUND 21		1,610	450	(2,640)	(1,080)
BEGINNING FUND BALANCE		19,470	21,080	21,080	0
ENDING FUND BALANCE		21,080	21,530	18,440	(1,080)

BUDGET REPORT FOR URBANA PARK DISTRICT  
Fund: 22 LIABILITY INSURANCE FUND  
FISCAL YEAR 2020-2021 BUDGET - FUND SUMMARY

ACCOUNT CLASSIFICATION	DESCRIPTION	2018-19 ACTIVITY	2019-20 AMENDED BUDGET	2019-20 ACTIVITY THRU 04/30/20	2020-21 ORIGINAL BUDGET
<b>ESTIMATED REVENUES</b>					
Revenue					
31	PROPERTY TAXES	385,110	450,770	437,670	482,790
33	INTEREST	1,380	1,000	2,960	1,000
39	DONATIONS	4,020	0	720	0
TOTAL REVENUE		<u>390,510</u>	<u>451,770</u>	<u>441,350</u>	<u>483,790</u>
TOTAL ESTIMATED REVENUES		390,510	451,770	441,350	483,790
<b>APPROPRIATIONS</b>					
Expenditure					
45	CONTRACTUAL SERVICES	32,640	143,170	58,790	76,300
47	INSURANCES	292,390	358,600	257,970	366,600
49	OTHER EXPENDITURES	17,370	0	16,360	20,550
TOTAL EXPENDITURE		<u>342,400</u>	<u>501,770</u>	<u>333,120</u>	<u>463,450</u>
TOTAL APPROPRIATIONS		342,400	501,770	333,120	463,450
NET OF REVENUES/APPROPRIATIONS - FUND 22		48,110	(50,000)	108,230	20,340
BEGINNING FUND BALANCE		274,330	322,450	322,450	0
ENDING FUND BALANCE		322,440	272,450	430,680	20,340

BUDGET REPORT FOR URBANA PARK DISTRICT  
Fund: 23 SOCIAL SECURITY FUND  
FISCAL YEAR 2020-2021 BUDGET - FUND SUMMARY

ACCOUNT CLASSIFICATION	DESCRIPTION	2018-19 ACTIVITY	2019-20 AMENDED BUDGET	2019-20 ACTIVITY THRU 04/30/20	2020-21 ORIGINAL BUDGET
<b>ESTIMATED REVENUES</b>					
Revenue					
31	PROPERTY TAXES	251,310	260,010	252,460	300,240
33	INTEREST	2,270	600	920	600
	TOTAL REVENUE	<u>253,580</u>	<u>260,610</u>	<u>253,380</u>	<u>300,840</u>
TOTAL ESTIMATED REVENUES		<u>253,580</u>	<u>260,610</u>	<u>253,380</u>	<u>300,840</u>
<b>APPROPRIATIONS</b>					
Expenditure					
47	INSURANCES	224,320	260,000	230,640	280,000
49	OTHER EXPENDITURES	21,770	0	21,330	0
	TOTAL EXPENDITURE	<u>246,090</u>	<u>260,000</u>	<u>251,970</u>	<u>280,000</u>
TOTAL APPROPRIATIONS		<u>246,090</u>	<u>260,000</u>	<u>251,970</u>	<u>280,000</u>
NET OF REVENUES/APPROPRIATIONS - FUND 23		7,490	610	1,410	20,840
	BEGINNING FUND BALANCE	152,830	160,300	160,300	0
	ENDING FUND BALANCE	160,320	160,910	161,710	20,840



BUDGET REPORT FOR URBANA PARK DISTRICT  
Fund: 30 C/U SPECIAL RECREATION PROGRAM  
FISCAL YEAR 2020-2021 BUDGET - FUND SUMMARY

ACCOUNT CLASSIFICATION	DESCRIPTION	2018-19 ACTIVITY	2019-20 AMENDED BUDGET	2019-20 ACTIVITY THRU 04/30/20	2020-21 ORIGINAL BUDGET
<b>ESTIMATED REVENUES</b>					
Revenue					
31	PROPERTY TAXES	222,100	234,780	227,950	240,200
33	INTEREST	90	150	70	150
	TOTAL REVENUE	<u>222,190</u>	<u>234,930</u>	<u>228,020</u>	<u>240,350</u>
TOTAL ESTIMATED REVENUES		<u>222,190</u>	<u>234,930</u>	<u>228,020</u>	<u>240,350</u>
<b>APPROPRIATIONS</b>					
Expenditure					
45	CONTRACTUAL SERVICES	222,120	234,930	227,950	240,350
	TOTAL EXPENDITURE	<u>222,120</u>	<u>234,930</u>	<u>227,950</u>	<u>240,350</u>
TOTAL APPROPRIATIONS		<u>222,120</u>	<u>234,930</u>	<u>227,950</u>	<u>240,350</u>
NET OF REVENUES/APPROPRIATIONS - FUND 30		70	0	70	0
	BEGINNING FUND BALANCE	20	90	90	0
	ENDING FUND BALANCE	90	90	160	0

BUDGET REPORT FOR URBANA PARK DISTRICT  
Fund: 32 POLICE FUND  
FISCAL YEAR 2020-2021 BUDGET - FUND SUMMARY

ACCOUNT CLASSIFICATION	DESCRIPTION	2018-19 ACTIVITY	2019-20 AMENDED BUDGET	2019-20 ACTIVITY THRU 04/30/20	2020-21 ORIGINAL BUDGET
<b>ESTIMATED REVENUES</b>					
Revenue					
31	PROPERTY TAXES	6,110	5,870	5,700	15,010
33	INTEREST	940	900	770	900
TOTAL REVENUE		<u>7,050</u>	<u>6,770</u>	<u>6,470</u>	<u>15,910</u>
TOTAL ESTIMATED REVENUES		<u>7,050</u>	<u>6,770</u>	<u>6,470</u>	<u>15,910</u>
<b>APPROPRIATIONS</b>					
Expenditure					
45	CONTRACTUAL SERVICES	6,240	15,000	6,460	20,000
TOTAL EXPENDITURE		<u>6,240</u>	<u>15,000</u>	<u>6,460</u>	<u>20,000</u>
TOTAL APPROPRIATIONS		<u>6,240</u>	<u>15,000</u>	<u>6,460</u>	<u>20,000</u>
NET OF REVENUES/APPROPRIATIONS - FUND 32		810	(8,230)	10	(4,090)
BEGINNING FUND BALANCE		61,480	62,280	62,280	0
ENDING FUND BALANCE		62,290	54,050	62,290	(4,090)

BUDGET REPORT FOR URBANA PARK DISTRICT

Fund: 43 PARK HOUSES

FISCAL YEAR 2020-2021 BUDGET - FUND SUMMARY

ACCOUNT CLASSIFICATION	DESCRIPTION	2018-19 ACTIVITY	2019-20 AMENDED BUDGET	2019-20 ACTIVITY THRU 04/30/20	2020-21 ORIGINAL BUDGET
<b>ESTIMATED REVENUES</b>					
Revenue					
33	INTEREST	0	0	0	0
35	FEES	3,300	5,850	5,850	7,800
TOTAL REVENUE		<u>3,300</u>	<u>5,850</u>	<u>5,850</u>	<u>7,800</u>
TOTAL ESTIMATED REVENUES		<u>3,300</u>	<u>5,850</u>	<u>5,850</u>	<u>7,800</u>
<b>APPROPRIATIONS</b>					
Expenditure					
41	SALARIES - FULL TIME	1,290	0	4,460	2,400
42	SALARIES - PART TIME	0	0	1,020	600
43	SUPPLIES	20	0	210	700
45	CONTRACTUAL SERVICES	1,000	8,160	870	17,290
TOTAL EXPENDITURE		<u>2,310</u>	<u>8,160</u>	<u>6,560</u>	<u>20,990</u>
TOTAL APPROPRIATIONS		<u>2,310</u>	<u>8,160</u>	<u>6,560</u>	<u>20,990</u>
NET OF REVENUES/APPROPRIATIONS - FUND 43		<u>990</u>	<u>(2,310)</u>	<u>(710)</u>	<u>(13,190)</u>
BEGINNING FUND BALANCE		12,920	13,900	13,900	0
ENDING FUND BALANCE		13,910	11,590	13,190	(13,190)

BUDGET REPORT FOR URBANA PARK DISTRICT  
Fund: 50 SCHOLARSHIP FUND  
FISCAL YEAR 2020-2021 BUDGET - FUND SUMMARY

ACCOUNT CLASSIFICATION	DESCRIPTION	2018-19 ACTIVITY	2019-20 AMENDED BUDGET	2019-20 ACTIVITY THRU 04/30/20	2020-21 ORIGINAL BUDGET
<b>ESTIMATED REVENUES</b>					
Revenue					
33	INTEREST	0	0	0	0
37	GRANTS	0	0	0	0
39	DONATIONS	4,580	30,000	38,380	40,000
TOTAL REVENUE		4,580	30,000	38,380	40,000
TOTAL ESTIMATED REVENUES		4,580	30,000	38,380	40,000
<b>APPROPRIATIONS</b>					
Other Uses Of Funds					
40	TRANSFERS OUT	6,870	31,690	31,680	47,050
TOTAL OTHER USES OF FUNDS		6,870	31,690	31,680	47,050
<b>Expenditure</b>					
49	OTHER EXPENDITURES	0	0	0	0
TOTAL EXPENDITURE		0	0	0	0
TOTAL APPROPRIATIONS		6,870	31,690	31,680	47,050
NET OF REVENUES/APPROPRIATIONS - FUND 50		(2,290)	(1,690)	6,700	(7,050)
BEGINNING FUND BALANCE		2,650	350	350	0
ENDING FUND BALANCE		360	(1,340)	7,050	(7,050)

BUDGET REPORT FOR URBANA PARK DISTRICT  
Fund: 51 MEADOWBROOK PARK FUND  
FISCAL YEAR 2020-2021 BUDGET - FUND SUMMARY

ACCOUNT CLASSIFICATION	DESCRIPTION	2018-19 ACTIVITY	2019-20 AMENDED BUDGET	2019-20 ACTIVITY THRU 04/30/20	2020-21 ORIGINAL BUDGET
<b>ESTIMATED REVENUES</b>					
Revenue					
33	INTEREST	0	10	0	10
39	DONATIONS	2,810	5,700	3,330	2,000
	TOTAL REVENUE	<u>2,810</u>	<u>5,710</u>	<u>3,330</u>	<u>2,010</u>
TOTAL ESTIMATED REVENUES		<u>2,810</u>	<u>5,710</u>	<u>3,330</u>	<u>2,010</u>
<b>APPROPRIATIONS</b>					
Expenditure					
43	SUPPLIES	2,810	3,200	3,330	0
45	CONTRACTUAL SERVICES	0	24,820	12,210	12,110
	TOTAL EXPENDITURE	<u>2,810</u>	<u>28,020</u>	<u>15,540</u>	<u>12,110</u>
TOTAL APPROPRIATIONS		<u>2,810</u>	<u>28,020</u>	<u>15,540</u>	<u>12,110</u>
NET OF REVENUES/APPROPRIATIONS - FUND 51		0	(22,310)	(12,210)	(10,100)
	BEGINNING FUND BALANCE	22,310	22,310	22,310	0
	ENDING FUND BALANCE	22,310	0	10,100	(10,100)

BUDGET REPORT FOR URBANA PARK DISTRICT  
Fund: 52 ENGLISH INDOOR POOL FUND  
FISCAL YEAR 2020-2021 BUDGET - FUND SUMMARY

ACCOUNT CLASSIFICATION	DESCRIPTION	2018-19 ACTIVITY	2019-20 AMENDED BUDGET	2019-20 ACTIVITY THRU 04/30/20	2020-21 ORIGINAL BUDGET
ESTIMATED REVENUES					
Revenue					
33	INTEREST	20,750	9,000	41,560	9,000
TOTAL REVENUE		<u>20,750</u>	<u>9,000</u>	<u>41,560</u>	<u>9,000</u>
TOTAL ESTIMATED REVENUES		<u>20,750</u>	<u>9,000</u>	<u>41,560</u>	<u>9,000</u>
APPROPRIATIONS					
Other Uses Of Funds					
40	TRANSFERS OUT	261,160	7,430	7,430	3,500
TOTAL OTHER USES OF FUNDS		<u>261,160</u>	<u>7,430</u>	<u>7,430</u>	<u>3,500</u>
Expenditure					
45	CONTRACTUAL SERVICES	2,060	2,500	1,860	2,500
TOTAL EXPENDITURE		<u>2,060</u>	<u>2,500</u>	<u>1,860</u>	<u>2,500</u>
TOTAL APPROPRIATIONS		<u>263,220</u>	<u>9,930</u>	<u>9,290</u>	<u>6,000</u>
NET OF REVENUES/APPROPRIATIONS - FUND 52		<u>(242,470)</u>	<u>(930)</u>	<u>32,270</u>	<u>3,000</u>
BEGINNING FUND BALANCE		830,420	587,940	587,940	0
ENDING FUND BALANCE		587,950	587,010	620,210	3,000

BUDGET REPORT FOR URBANA PARK DISTRICT  
Fund: 53 ROBIN HALL SCULPTURE FUND  
FISCAL YEAR 2020-2021 BUDGET - FUND SUMMARY

ACCOUNT CLASSIFICATION	DESCRIPTION	2018-19 ACTIVITY	2019-20 AMENDED BUDGET	2019-20 ACTIVITY THRU 04/30/20	2020-21 ORIGINAL BUDGET
<b>ESTIMATED REVENUES</b>					
Revenue					
33	INTEREST	20	10	0	10
39	DONATIONS	5,000	0	120	0
	TOTAL REVENUE	<u>5,020</u>	<u>10</u>	<u>120</u>	<u>10</u>
TOTAL ESTIMATED REVENUES		<u>5,020</u>	<u>10</u>	<u>120</u>	<u>10</u>
<b>APPROPRIATIONS</b>					
Expenditure					
43	SUPPLIES	0	1,000	0	1,000
45	CONTRACTUAL SERVICES	10,000	2,960	810	2,260
	TOTAL EXPENDITURE	<u>10,000</u>	<u>3,960</u>	<u>810</u>	<u>3,260</u>
TOTAL APPROPRIATIONS		<u>10,000</u>	<u>3,960</u>	<u>810</u>	<u>3,260</u>
NET OF REVENUES/APPROPRIATIONS - FUND 53		(4,980)	(3,950)	(690)	(3,250)
	BEGINNING FUND BALANCE	8,930	3,940	3,940	0
	ENDING FUND BALANCE	3,950	(10)	3,250	(3,250)

BUDGET REPORT FOR URBANA PARK DISTRICT  
Fund: 60 REPLACEMENT TAX FUND  
FISCAL YEAR 2020-2021 BUDGET - FUND SUMMARY

ACCOUNT CLASSIFICATION	DESCRIPTION	2018-19 ACTIVITY	2019-20 AMENDED BUDGET	2019-20 ACTIVITY THRU 04/30/20	2020-21 ORIGINAL BUDGET
<b>ESTIMATED REVENUES</b>					
Revenue					
33	INTEREST	320	0	480	0
38	INTERGOV REV	131,010	120,000	172,490	120,000
	TOTAL REVENUE	<u>131,330</u>	<u>120,000</u>	<u>172,970</u>	<u>120,000</u>
TOTAL ESTIMATED REVENUES		<u>131,330</u>	<u>120,000</u>	<u>172,970</u>	<u>120,000</u>
<b>APPROPRIATIONS</b>					
Other Uses Of Funds					
40	TRANSFERS OUT	140,000	120,000	120,000	140,000
	TOTAL OTHER USES OF FUNDS	<u>140,000</u>	<u>120,000</u>	<u>120,000</u>	<u>140,000</u>
TOTAL APPROPRIATIONS		<u>140,000</u>	<u>120,000</u>	<u>120,000</u>	<u>140,000</u>
NET OF REVENUES/APPROPRIATIONS - FUND 60		(8,670)	0	52,970	(20,000)
	BEGINNING FUND BALANCE	29,070	20,400	20,400	0
	ENDING FUND BALANCE	20,400	20,400	73,370	(20,000)



BUDGET REPORT FOR URBANA PARK DISTRICT  
Fund: 61 WORKING CASH FUND  
FISCAL YEAR 2020-2021 BUDGET - FUND SUMMARY

ACCOUNT CLASSIFICATION	DESCRIPTION	2018-19 ACTIVITY	2019-20 AMENDED BUDGET	2019-20 ACTIVITY THRU 04/30/20	2020-21 ORIGINAL BUDGET
ESTIMATED REVENUES					
Revenue					
33	INTEREST	350	300	1,320	300
	TOTAL REVENUE	350	300	1,320	300
TOTAL ESTIMATED REVENUES					
		350	300	1,320	300
APPROPRIATIONS					
Other Uses Of Funds					
40	TRANSFERS OUT	500	0	0	0
	TOTAL OTHER USES OF FUNDS	500	0	0	0
TOTAL APPROPRIATIONS					
		500	0	0	0
NET OF REVENUES/APPROPRIATIONS - FUND 61					
		(150)	300	1,320	300
	BEGINNING FUND BALANCE	125,600	125,450	125,450	0
	ENDING FUND BALANCE	125,450	125,750	126,770	300

BUDGET REPORT FOR URBANA PARK DISTRICT  
Fund: 70 BOND, PRINCIPAL, AND INTEREST FUND  
FISCAL YEAR 2020-2021 BUDGET - FUND SUMMARY

ACCOUNT CLASSIFICATION	DESCRIPTION	2018-19 ACTIVITY	2019-20 AMENDED BUDGET	2019-20 ACTIVITY THRU 04/30/20	2020-21 ORIGINAL BUDGET
<b>ESTIMATED REVENUES</b>					
Other Sources Of Funds					
30	TRANFERS IN	1,008,910	1,003,030	1,003,030	1,050,000
32	BOND SALES	0	10,163,740	10,163,740	0
TOTAL OTHER SOURCES OF FUNDS		<u>1,008,910</u>	<u>11,166,770</u>	<u>11,166,770</u>	<u>1,050,000</u>
Revenue					
31	PROPERTY TAXES	806,900	842,260	817,790	858,100
33	INTEREST	1,330	1,100	2,400	1,100
37	GRANTS	91,550	86,800	87,410	0
TOTAL REVENUE		<u>899,780</u>	<u>930,160</u>	<u>907,600</u>	<u>859,200</u>
TOTAL ESTIMATED REVENUES		<u>1,908,690</u>	<u>12,096,930</u>	<u>12,074,370</u>	<u>1,909,200</u>
<b>APPROPRIATIONS</b>					
Expenditure					
44	PRINCIPAL AND INTEREST	1,913,470	11,927,920	11,927,920	1,895,450
45	CONTRACTUAL SERVICES	2,520	160,010	159,170	7,000
TOTAL EXPENDITURE		<u>1,915,990</u>	<u>12,087,930</u>	<u>12,087,090</u>	<u>1,902,450</u>
TOTAL APPROPRIATIONS		<u>1,915,990</u>	<u>12,087,930</u>	<u>12,087,090</u>	<u>1,902,450</u>
NET OF REVENUES/APPROPRIATIONS - FUND 70		<u>(7,300)</u>	<u>9,000</u>	<u>(12,720)</u>	<u>6,750</u>
BEGINNING FUND BALANCE		133,110	125,800	125,800	0
ENDING FUND BALANCE		125,810	134,800	113,080	6,750

BUDGET REPORT FOR URBANA PARK DISTRICT  
Fund: 70 BOND, PRINCIPAL, AND INTEREST FUND  
FISCAL YEAR 2020-2021 BUDGET - DEPARTMENT DETAIL

ACCOUNT CLASSIFICATION	DESCRIPTION	2018-19 ACTIVITY	2019-20 AMENDED BUDGET	2019-20 ACTIVITY THRU 04/30/20	2020-21 ORIGINAL BUDGET
ADMINISTRATION					
Dept 01-001 - ADMINISTRATION - ADMIN					
ESTIMATED REVENUES					
33	INTEREST	680	0	2,400	1,100
	TOTAL ESTIMATED REVENUES	<u>680</u>	<u>0</u>	<u>2,400</u>	<u>1,100</u>
	NET OF REVENUES/APPROPRIATIONS - 01-001 - ADMINISTF	<u>680</u>	<u>0</u>	<u>2,400</u>	<u>1,100</u>
	NET OF REVENUES/APPROPRIATIONS - ADMINISTRATION	680	0	2,400	1,100

BUDGET REPORT FOR URBANA PARK DISTRICT  
Fund: 70 BOND, PRINCIPAL, AND INTEREST FUND  
FISCAL YEAR 2020-2021 BUDGET - DEPARTMENT DETAIL

ACCOUNT CLASSIFICATION	DESCRIPTION	2018-19 ACTIVITY	2019-20 AMENDED BUDGET	2019-20 ACTIVITY THRU 04/30/20	2020-21 ORIGINAL BUDGET
<b>BOND PRINCIPAL &amp; INTEREST</b>					
Dept 70-001 - BOND PRIN & INT EXPENSES - ADMIN					
ESTIMATED REVENUES					
31	PROPERTY TAXES	806,900	842,260	817,790	858,100
33	INTEREST	650	1,100	0	0
TOTAL ESTIMATED REVENUES		807,550	843,360	817,790	858,100
APPROPRIATIONS					
44	PRINCIPAL AND INTEREST	816,120	833,260	833,260	849,090
45	CONTRACTUAL SERVICES	670	1,100	760	3,000
TOTAL APPROPRIATIONS		816,790	834,360	834,020	852,090
NET OF REVENUES/APPROPRIATIONS - 70-001 - BOND PRIN		(9,240)	9,000	(16,230)	6,010
Dept 71-001 - SERIES 2010 BABS REBATE BONDS - ADMIN					
ESTIMATED REVENUES					
30	TRANFERS IN	534,660	530,230	530,230	0
37	GRANTS	91,550	86,800	87,410	0
TOTAL ESTIMATED REVENUES		626,210	617,030	617,640	0
APPROPRIATIONS					
44	PRINCIPAL AND INTEREST	624,450	5,112,090	5,112,090	0
45	CONTRACTUAL SERVICES	1,050	1,200	1,150	0
TOTAL APPROPRIATIONS		625,500	5,113,290	5,113,240	0
NET OF REVENUES/APPROPRIATIONS - 71-001 - SERIES 20		710	(4,496,260)	(4,495,600)	0
Dept 72-001 - SERIES 2011 CL PARK ARS BONDS - ADMIN					
ESTIMATED REVENUES					
30	TRANFERS IN	474,250	472,800	472,800	0
TOTAL ESTIMATED REVENUES		474,250	472,800	472,800	0
APPROPRIATIONS					
44	PRINCIPAL AND INTEREST	472,900	5,982,570	5,982,570	0
45	CONTRACTUAL SERVICES	800	1,350	900	0
TOTAL APPROPRIATIONS		473,700	5,983,920	5,983,470	0
NET OF REVENUES/APPROPRIATIONS - 72-001 - SERIES 20		550	(5,511,120)	(5,510,670)	0
Dept 73-001 - SERIES 2019A ARS BONDS - ADMIN					
ESTIMATED REVENUES					
30	TRANFERS IN	0	0	0	1,050,000
32	BOND SALES	0	10,163,740	10,163,740	0
TOTAL ESTIMATED REVENUES		0	10,163,740	10,163,740	1,050,000
APPROPRIATIONS					
44	PRINCIPAL AND INTEREST	0	0	0	1,046,360
45	CONTRACTUAL SERVICES	0	156,360	156,360	4,000
TOTAL APPROPRIATIONS		0	156,360	156,360	1,050,360
NET OF REVENUES/APPROPRIATIONS - 73-001 - SERIES 20		0	10,007,380	10,007,380	(360)
NET OF REVENUES/APPROPRIATIONS - BOND PRINCIPAL & IN		(7,980)	9,000	(15,120)	5,650
ESTIMATED REVENUES - FUND 70		(1,908,690)	12,096,930	12,074,370	1,909,200
APPROPRIATIONS - FUND 70		(1,915,990)	12,087,930	12,087,090	1,902,450
NET OF REVENUES/APPROPRIATIONS - FUND 70		(7,300)	9,000	(12,720)	6,750

URBANA PARK DISTRICT SCHEDULE OF DEBT OUTSTANDING AT APRIL 30, 2020

The Bond Principal and Interest Fund (Debt Service Fund) is used to account for the retirement of general obligation bonds and is used for payments of bond principal and bond interest which are the only payments permitted in the Bond Fund tax levy.

Bond principal and bond interest payments also are made in the Debt Service Fund for the retirement of one special bond sale. Twenty year Alternate Revenue Source Bonds totaling \$14,950,000 were sold on December 23, 2019 to realize interest savings on the refunding of the Series 2010 and Series 2011 Alternate Revenue Source Bonds, to make improvements at Crystal Lake Park, and for various Health and Wellness initiatives in the district. Payments on the Alternate Revenue Source Bonds are not made from taxes collected each year in the Bond Fund. Instead they are paid from taxes collected in the General, Recreation, and Museum Funds which are then transferred to the Bond Fund for this particular use.

Issue	Due Date	Rate	Principal	Interest
2019-Hickory Point Bank	12/15/2020	1.690%	835,285.00	13,802.62
December 23, 2019-Morgan Stanley Alternate Revenue Source Bonds	06/15/2020			271,855.55
Twenty year repayment schedule	12/15/2020	5.000%	490,000.00	284,500.00
\$14,950,000 bond proceeds	06/15/2021			272,250.00
True interest rate 2.7542%	12/15/2021	5.000%	505,000.00	272,250.00
	06/15/2022			259,625.00
	12/15/2022	5.000%	530,000.00	259,625.00
	06/15/2023			246,375.00
	12/15/2023	5.000%	555,000.00	246,375.00
	06/15/2024			232,500.00
	12/15/2024	5.000%	580,000.00	232,500.00
	06/15/2025			218,000.00
	12/15/2025	5.000%	610,000.00	218,000.00
	06/15/2026			202,750.00
	12/15/2026	5.000%	640,000.00	202,750.00
	06/15/2027			186,750.00
	12/15/2027	5.000%	670,000.00	186,750.00
	06/15/2028			170,000.00
	12/15/2028	5.000%	705,000.00	170,000.00
	06/15/2029			152,375.00
	12/15/2029	5.000%	740,000.00	152,375.00
	06/15/2030			133,875.00
	12/15/2030	3.000%	775,000.00	133,875.00
	06/15/2031			122,250.00
	12/15/2031	3.000%	805,000.00	122,250.00
	06/15/2032			110,175.00
	12/15/2032	3.000%	825,000.00	110,175.00
	06/15/2033			97,800.00
	12/15/2033	3.000%	850,000.00	97,800.00
	06/15/2034			85,050.00
	12/15/2034	3.000%	875,000.00	85,050.00
	06/15/2035			71,925.00
	12/15/2035	3.000%	905,000.00	71,925.00
	06/15/2036			58,350.00
	12/15/2036	3.000%	930,000.00	58,350.00
	06/15/2037			44,400.00
	12/15/2037	3.000%	960,000.00	44,400.00
	06/15/2038			30,000.00
	12/15/2038	3.000%	985,000.00	30,000.00
	06/15/2039			15,225.00
	12/15/2039	3.000%	1,015,000.00	15,225.00
<b>PAYMENTS DUE IN ONE YEAR (ALL BONDS) FOR FISCAL YEAR 2020-2021</b>			<b>725,285.00</b>	<b>570,158.17</b>

BUDGET REPORT FOR URBANA PARK DISTRICT  
Fund: 80 CAPITAL IMPROVEMENT FUND  
FISCAL YEAR 2020-2021 BUDGET - FUND SUMMARY

ACCOUNT CLASSIFICATION	DESCRIPTION	2018-19 ACTIVITY	2019-20 AMENDED BUDGET	2019-20 ACTIVITY THRU 04/30/20	2020-21 ORIGINAL BUDGET
<b>ESTIMATED REVENUES</b>					
Other Sources Of Funds					
30	TRANSFERS IN	364,860	397,040	397,040	0
32	BOND SALES	738,060	6,648,670	6,745,880	835,280
TOTAL OTHER SOURCES OF FUNDS		<u>1,102,920</u>	<u>7,045,710</u>	<u>7,142,920</u>	<u>835,280</u>
Revenue					
33	INTEREST	16,820	5,000	51,330	5,000
37	GRANTS	84,750	402,800	32,580	0
39	DONATIONS	196,910	478,950	522,850	77,000
TOTAL REVENUE		<u>298,480</u>	<u>886,750</u>	<u>606,760</u>	<u>82,000</u>
TOTAL ESTIMATED REVENUES		<u>1,401,400</u>	<u>7,932,460</u>	<u>7,749,680</u>	<u>917,280</u>
<b>APPROPRIATIONS</b>					
Other Uses Of Funds					
40	TRANSFERS OUT	0	0	0	0
TOTAL OTHER USES OF FUNDS		<u>0</u>	<u>0</u>	<u>0</u>	<u>0</u>
Expenditure					
45	CONTRACTUAL SERVICES	10,700	101,630	100,630	10,700
54	CAPITAL OUTLAY	1,074,780	9,900,790	1,024,450	8,722,250
TOTAL EXPENDITURE		<u>1,085,480</u>	<u>10,002,420</u>	<u>1,125,080</u>	<u>8,732,950</u>
TOTAL APPROPRIATIONS		<u>1,085,480</u>	<u>10,002,420</u>	<u>1,125,080</u>	<u>8,732,950</u>
NET OF REVENUES/APPROPRIATIONS - FUND 80		<u>315,920</u>	<u>(2,069,960)</u>	<u>6,624,600</u>	<u>(7,815,670)</u>
BEGINNING FUND BALANCE		1,724,320	2,040,180	2,040,180	0
ENDING FUND BALANCE		2,040,240	(29,780)	8,664,780	(7,815,670)

BUDGET REPORT FOR URBANA PARK DISTRICT  
Fund: 80 CAPITAL IMPROVEMENT FUND  
FISCAL YEAR 2020-2021 BUDGET - DEPARTMENT DETAIL

ACCOUNT CLASSIFICATION	DESCRIPTION	2018-19 ACTIVITY	2019-20 AMENDED BUDGET	2019-20 ACTIVITY THRU 04/30/20	2020-21 ORIGINAL BUDGET
ADMINISTRATION					
Dept 01-001 - ADMINISTRATION - ADMIN					
ESTIMATED REVENUES					
33	INTEREST	16,820	5,000	51,330	5,000
	TOTAL ESTIMATED REVENUES	<u>16,820</u>	<u>5,000</u>	<u>51,330</u>	<u>5,000</u>
APPROPRIATIONS					
54	CAPITAL OUTLAY	0	0	0	0
	TOTAL APPROPRIATIONS	<u>0</u>	<u>0</u>	<u>0</u>	<u>0</u>
NET OF REVENUES/APPROPRIATIONS - 01-001 - ADMINISTF		<u>16,820</u>	<u>5,000</u>	<u>51,330</u>	<u>5,000</u>
NET OF REVENUES/APPROPRIATIONS - ADMINISTRATION		16,820	5,000	51,330	5,000

**CAPITAL BUDGET SERIES 2019A ARS BONDS**  
**80-20-880**

	<b>Dec 10 2019 Approved Original Budget 2019A</b>	Year Ended <u>04/30/20</u> <b>Preliminary</b>	<u>05/31/20</u>	<b>YTD Total</b>	<b>Probable Committed</b>	(Over) or Under budget
<b>REVENUES</b>						
2019A ARS Bond Sales - Nov 2019	5,934,510	5,910,603		5,910,603	5,910,603	0
<b>Total Revenues</b>	<b>5,934,510</b>	<b>5,910,603</b>	<b>0</b>	<b>5,910,603</b>	<b>5,910,603</b>	<b>0</b>
<b>EXPENDITURES FOR CAPITAL PROJECTS</b>						
<hr/>						
Cost of Issue	114,835	89,928		89,928	89,928	0
Subtotal	<u>114,835</u>	<u>89,928</u>	<u>0</u>	<u>89,928</u>	<u>89,928</u>	
<hr/>						
Crystal Lake Park Improvements						
CLP Improvements fr Bonds	2,909,838			0	1,578,688	1,578,688
CLP Lake Rehab Project - Construction	0			0	1,331,650	1,331,650
CLP One-way Road System	0			0	0	0
CLP Improvements fr Grants	0			0	0	0
CLP Improvements fr Donations/Contributions	0			0	0	0
Subtotal	<u>2,909,838</u>	<u>0</u>	<u>0</u>	<u>0</u>	<u>2,910,338</u>	
<hr/>						
Health and Wellness Initiatives						
H&W Initiatives fr Bonds	2,909,838			0	2,890,135	2,890,135
PARC Application Fee	0	300		300	300	0
H&W Facility Design	0	19,903		19,903	19,903	(0)
H&W Initiatives fr Grants	0			0	0	0
H&W Initiatives fr Donations/Contributions	0			0	0	0
Subtotal	<u>2,909,838</u>	<u>20,203</u>	<u>0</u>	<u>20,203</u>	<u>2,910,338</u>	
<hr/>						
<b>Total Expenditures</b>	<b>5,934,510</b>	<b>110,131</b>	<b>0</b>	<b>110,131</b>	<b>5,910,603</b>	<b>5,800,472</b>



**CAPITAL BUDGET 2020**  
80-20

	Dec 10 2019 Approved Original Budget 2020	Year Ended 04/30/20 <b>Preliminary</b>	05/31/20	<b>YTD Total</b>	<b>Probable Committed</b>	(Over) or Under budget
<b>REVENUES</b>						
GO Bond Sales - Dec 2019	827,310	835,285		835,285	835,285	0
Tributes & Donations	12,000	2,150		2,150	12,000	9,850
CUSR UPD ADA Capital Fund (FY 2018-2019)	65,000			0	65,000	65,000
<b>Total Revenues</b>	904,310	837,435	0	837,435	912,285	74,850
<b>EXPENDITURES FOR CAPITAL PROJECTS</b>						
<u>Improvements to Parks</u>						
Tributes & Donations	12,000			0	12,000	12,000
Cost of Issue	10,700	10,700		10,700	10,700	0
Emerald Ash Borer and Hazard Tree Work	10,000		853 *	853	10,000	9,147
Construction Crew Projects	20,000			0	20,000	20,000
Technology	10,000			0	10,000	10,000
Operations Small Equipment	10,000			0	10,000	10,000
Recreation Small Equipment	10,000			0	10,000	10,000
UPD Mechanical Replacement Schedule	10,000			0	10,000	10,000
Trails Projects	40,000			0	40,000	40,000
Hardscapes & Fencing (CLP)	150,000			0	150,000	150,000
UIAC - UPD Share of Capital Expenses	20,000			0	20,000	20,000
Blair Playground	100,000			0	100,000	100,000
UPD ADA Capital Projects - Park Improvements/Transition	65,000			0	65,000	65,000
Subtotal	467,700	10,700	853	11,553	467,700	
<u>Equipment</u>						
Contingency for Vehicle and Equipment Replacement	160,000			0	135,652	135,652
Custodial Van	0	24,348		24,348	24,348	0
Subtotal	160,000	24,348	0	24,348	160,000	
<u>Crystal Lake Park Improvements</u>						
CLP Improvements fr Bonds	150,000			0	150,000	150,000
CLP Improvements fr Grants	0			0	0	0
CLP Improvements fr Donations/Contributions	0			0	0	0
Subtotal	150,000	0	0	0	150,000	
<u>Contingency (remainder not listed below)</u>						
	126,610			0	134,585	134,585
	0			0	0	0
Subtotal	126,610	0	0	0	134,585	
<b>Total Expenditures</b>	904,310	35,048	853	35,901	912,285	876,384

**CAPITAL BUDGET 2019**  
80-19

	Dec 10 2019 Approved Revision #4 Budget 2019	Year Ended 04/30/19	Year Ended 04/30/20 Preliminary	05/31/20	YTD Total	Probable Committed	(Over) or Under budget
<b>REVENUES</b>							
GO Bond Sales - Dec 2018	738,065	738,065			738,065	738,065	0
Tributes & Donations	12,000	2,300	10,975		13,275	13,275	0
CUSR UPD ADA Capital Fund (FY 2019-2020)	65,000		15,857		15,857	65,000	49,143
Donations-Showmobile Sound Syst. & Graphics (UPF)	8,000		8,000		8,000	8,000	0
Transfer in from Recreation Fund-Showmobile	50,000		50,000		50,000	50,000	0
Donations-Carle Mobile Park Van	42,000		42,000		42,000	42,000	0
Donations-Urbana Parks Foundation - CLP (UPF)	120,000				0	120,000	120,000
Transfer from Museum Fund - APNC Improv.	122,000	28,461	46,286		74,747	122,000	47,253
IDNR IGA for Rock Riffles/Saline Improv.	231,950		231,950		231,950	231,950	0
Transfer from the General Fund	300,000		300,000		300,000	300,000	0
Grant-American Water CLP Lake Restoration	2,800		2,800		2,800	2,800	0
Grant-OSLAD CLP	400,000		200,000		200,000	400,000	200,000
Grant-IL American Water fr UPF	0				0	10,000	10,000
<b>Total Revenues</b>	2,091,815	768,826	907,868	0	1,676,694	2,103,090	426,396
<b>EXPENDITURES FOR CAPITAL PROJECTS</b>							
<u>Improvements to Parks</u>							
Tributes & Donations	12,000	3,353	4,167		7,521	13,275	5,754
Cost of Issue	10,700	10,700			10,700	10,700	0
Emerald Ash Borer and Hazard Tree Work	10,000	2,113	4,540	3,347 *	10,000	10,000	1
Construction Crew Projects	10,000	512			512	10,000	9,488
Technology	20,000	6,600	3,855		10,455	20,000	9,545
Operations Small Equipment	5,000		3,830		3,830	5,000	1,170
Recreation Small Equipment	5,000				0	5,000	5,000
UPD Mechanical Replacement Schedule	10,000				0	10,000	10,000
Trails Projects (CLP)	40,000	4,100			4,100	40,000	35,900
Hardscapes & Fencing (CLP)	40,000		400		400	40,000	39,600
UIAC - UPD Share of Capital Expenses	20,000				0	20,000	20,000
PRC Playground	83,518	74,098	9,421		83,518	83,518	0
King Pavilion Painting	13,238		13,238		13,238	13,238	0
UPD ADA Capital Projects - Park Improvements/Transition	65,000		15,857		15,857	65,000	49,143
Meadowbrook Park House Repairs	61,000	1,760	58,335		60,095	61,000	905
CLP Rock Riffles/Saline Improv - fr IDNR IGA	231,950		193,575 *		193,575	231,950	38,376
APNC Solar - fr Museum Fund Transfer	29,000	19,611	29,000		19,611	29,000	9,389
APNC Interp Exhibit - fr Museum Fund trans	93,000	8,850	46,286		55,136	93,000	37,864
Leal Park Improvements - fr General Fund trans	100,000		33,808		33,808	100,000	66,192
Health & Wellness Feasibility Study - fr Gen Fund transfer	25,000		25,000		25,000	25,000	0
Subtotal	884,406	131,696	412,312	3,347	547,355	885,681	
<u>Equipment</u>							
Showmobile	105,345		105,345		105,345	105,345	0
Carle Mobile Park Van fr Donations	42,000		37,475		37,475	42,000	4,525
Contingency for Vehicle and Equipment Replacement	0				0	0	0
Subtotal	147,345	0	142,820	0	142,820	147,345	
<u>Crystal Lake Park Improvements</u>							
CLP Improvements fr Bonds	283,020				0	283,020	283,020
CLP Improvements fr Grants							
American Water Grant	2,800		2,311		2,311	2,800	489
OSLAD Grant	400,000		7,268		7,268	400,000	392,732
IL American Water Grant - fr UPF	0				0	10,000	10,000
CLP Improvements fr Donations/Contributions	0				0	0	0
Urbana Parks Foundation Donations (UPF)	120,000				0	120,000	120,000
CLP Improvements fr Transfer from General Fund	175,000				0	175,000	175,000
Subtotal	980,820	0	9,579	0	9,579	990,820	
<u>Contingency (remainder not listed below)</u>							
Blair Park Master Plan	45,023				0	45,023	45,023
H&W Feasibility Study - Add'l	8,046		8,046		8,046	8,046	0
Subtotal	79,244	0	8,046	0	8,046	79,244	
<b>Total Expenditures</b>	2,091,815	131,696	572,757	3,347	707,801	2,103,090	1,395,290

**CAPITAL BUDGET 2018**  
910-2

	Dec 10 2019 Approved Revision #4 Budget 2018	Year Ended 04/30/18	Year Ended 04/30/19	Year Ended 04/30/20 <b>Preliminary</b>	05/31/20	YTD Total	Probable Committed	(Over) or Under budget
<b>REVENUES</b>								
GO Bond Sales - Dec 2017	710,000	710,000				710,000	710,000	0
Transfer from English Fund (UPD Share, UIAC PoolPak)	285,362	31,779	253,583			285,362	285,362	0
Transfer from General Fund (103 Grossbach Purch)	83,570		82,820	750		83,570	83,570	0
Tributes & Donations	10,231	1,100	9,131			10,231	10,231	0
Donations-AMBUCS Berns Tribute	7,077	7,077				7,077	7,077	0
Donations-AMBUCS Berns Tribute (UPF)	100		100			100	100	0
Auction of 2-Ton Dump Truck	4,489		4,489			4,489	4,489	0
CUSR UPD ADA Capital Fund (FY 2018-2019)	64,907			53,710		53,710	64,907	11,197
CUSR UPD ADA Special Distribution (fr Reserves)	45,000		31,219	13,781		45,000	45,000	0
IDOT Contrib.-303 W University Ave Easements	81,700		81,700			81,700	81,700	0
Donations-Meadowbrook Gateway (UPF)	47,000			47,000		47,000	47,000	0
Donations-Weaver KRT Trailhead (UPF)	36,000	36,000				36,000	36,000	0
Donations-Weaver KRT Trailhead	100		100			100	100	0
Donations-Lohmann Disc Golf	1,000		1,000			1,000	1,000	0
Donations-Lohmann Cricket Pitch	2,600		2,600			2,600	2,600	0
<b>Total Revenues</b>	1,379,136	785,955	466,742	115,241	0	1,367,938	1,379,136	11,198
<b>EXPENDITURES FOR CAPITAL PROJECTS</b>								
<u>Improvements to Parks</u>								
Tributes & Donations	10,231	453	3,294	1,177		4,923	10,231	5,308
Cost of Issue	9,800	9,800				9,800	9,800	0
Emerald Ash Borer and Hazard Tree Work	10,000		10,000			10,000	10,000	0
Construction Crew Projects	10,000			1,867		1,867	10,000	8,133
Technology	0					0	0	0
Operations Small Equipment	5,000		4,983	17		5,000	5,000	0
Recreation Small Equipment	5,000	504		260		764	5,000	4,236
UPD Mechanical Replacement Schedule	10,000					0	0	0
Trails Projects	58,200					0	58,200	58,200
Hardscapes & Fencing (King Park Basketball/Hickory Storage)	50,000	7,188	36,907			44,095	50,000	5,905
UIAC UPD Share of Capital Expenses	20,000					0	20,000	20,000
UIAC UPD Share PoolPak Replacement, fr English Fund	285,362	31,779	253,583			285,362	285,362	0
MBK Bridge Painting	10,555		10,555			10,555	10,555	0
MBK Gateway, fr Donations	47,000	5,850	5,673	35,477		47,000	47,000	0
PRC Improvements - Siding	0					0	0	0
PRC Improvements - Landscaping	5,966	1,826	4,140			5,966	5,966	0
UPD ADA Capital Projects - Park Improvements/Transition	14,386		266	2,923		3,189	14,386	11,198
UPD ADA Capital Projects - PRC James Room	50,521		34,728	15,793		50,521	50,521	0
UPD ADA Special Dist - PRC James Room (fr Reserves)	45,000		45,000			45,000	45,000	0
AMBUCS Improvements fr Donations (Berns Tribute)	7,177			7,177		7,177	7,177	0
Weaver-KRT Trailhead Project fr Donations	36,100		30,740			30,740	36,100	5,360
Lohmann Disc Golf fr Donations	1,000		1,000			1,000	1,000	0
Lohmann Cricket Pitch fr Donations	2,600		2,468			2,468	2,600	132
Victory Park-103 Grossbach Dr Purchase & Demo	83,570		82,820	750		83,570	83,570	0
Meadowbrook Park-Museum Grant Design (MIC)	0			2,500		2,500	10,000	7,500
Subtotal	777,468	57,399	526,157	67,940	0	651,497	777,468	
<u>Equipment</u>								
1-ton Dump Truck	46,465			46,465		46,465	46,465	0
72" Mower	30,975		30,975			30,975	30,975	0
Showmobile - Add'l	1,470			1,470		1,470	1,470	0
Contingency for Vehicle and Equipment Replacement	0					0	0	0
Subtotal	78,910	0	30,975	47,935	0	78,910	78,910	
<u>Crystal Lake Park Improvements</u>								
CLP Improvements fr Bonds	382,073					0	381,933	381,933
Water Quality	30,057	6,058	17,793	6,346		30,197	30,197	0
CLP Pillar Relocation	3,585			3,585		3,585	3,585	0
CLP Improvements fr Grants	0					0	0	0
CLP Improvements fr Donations/Contributions	0					0	0	0
Subtotal	415,715	6,058	17,793	9,931	0	33,782	415,715	
<u>Contingency (remainder not listed below)</u>								
Leal Park Path	28,412		28,412			28,412	28,412	0
Blair Park Survey	2,800			2,800		2,800	2,800	0
CLP One-Way Study	440			440		440	440	0
Meadowbrook Gateway - Add'l	9,023			8,848		8,848	9,023	175
Meadowbrook Park-Museum Grant Design (MIC)	0					0	1,700	1,700
Webber - Perkins Rd Phase 3 Construction add'l services	0			8,100 *		8,100	8,100	0
APNC-Museum Grant Application Fee	0				300 *	300	300	0
Subtotal	107,043	0	28,412	20,188	300	48,900	107,043	
<b>Total Expenditures</b>	1,379,136	63,457	603,337	145,994	300	813,088	1,379,136	566,047

**CAPITAL BUDGET 2017**  
910-9

	Dec 10 2019 Approved Revision #6 Budget 2017	Year Ended 04/30/17	Year Ended 04/30/18	Year Ended 04/30/19	Year Ended 04/30/20 Preliminary	05/31/20	YTD Total	Probable Committed	(Over) or Under budget
<b>REVENUES</b>									
GO Bond Sales - Dec 2016	710,000	710,000					710,000	710,000	0
Tributes & Donations	10,620	2,900	7,720				10,620	10,620	0
Donation, Sunnycrest Tot Lot Playground Equip	2,300		2,300				2,300	2,300	0
Donations-Urbana Parks Fdn (Kimpel 4 of 4)	5,600		5,600				5,600	5,600	0
CUSR UPD ADA Capital Fund (FY 2017-2018)	62,553		4,824	57,729			62,553	62,553	0
Grants-ITEP CLP Park Street Path	99,147			84,747	14,400		99,147	99,147	0
Donations-CLP Restoration	275	275					275	275	0
Donations-CLP Park Street Path (Carle)	107,400				107,400		107,400	107,400	0
Donations-CLP Sediment Basin City of Urbana Contrib.	119,177		90,766		28,411		119,177	119,177	0
Donations-AMBUCS Improvements	4,163		4,163				4,163	4,163	0
KRT Connectivity Study IGA-City of Urb Contrib.	6,166			6,166			6,166	6,166	0
KRT Connectivity Study IGA-CCFPD Contrib.	3,500		3,122	378			3,500	3,500	0
Misc-Scottswood Drainage District Refund	44,790	44,790					44,790	44,790	0
Auction of Skidsteer	25,250		25,250				25,250	25,250	0
<b>Total Revenues</b>	1,200,941	757,965	143,745	149,020	150,211	0	1,200,941	1,200,941	0
<b>EXPENDITURES FOR CAPITAL PROJECTS</b>									
<u>Improvements to Parks</u>									
UPD ADA Capital Projects - Park Improvements/Transition	62,553		4,824	57,729			62,553	62,553	0
Tributes & Donations	10,620	85	7,397	3,138			10,620	10,620	(0)
Cost of Issue	8,500	8,500					8,500	8,500	0
Emerald Ash Borer and Hazard Tree Work	15,000		12,705	2,295			15,000	15,000	0
Construction Crew Projects	20,000			3,101	16,899		20,000	20,000	0
Technology	5,939			5,939			5,939	5,939	0
Operations Small Equipment	10,000		3,592	6,105	303		10,000	10,000	0
Recreation Small Equipment	10,000	4,206	888	4,505	400		10,000	10,000	0
Trails Projects (CLP / ITEP Overage)	40,000			250	17,089		17,339	40,000	22,661
UPD Mechanical Replacement Schedule	10,000		8,000				8,000	8,000	0
Hardscapes & Fencing (Larson Tennis Court)	40,000		40,000				40,000	40,000	0
UIAC - UPD Share of Capital Expenses	40,000		8,838		6,725		15,563	40,000	24,437
Planning Studies & Initiatives (KRT Traffic Study)	25,000		16,497	8,503			25,000	25,000	0
CLP Demolition of 901 N. Broadway	62,609	8,738	53,870				62,608	62,609	1
Crystal Lake Park Improvements fr. Donations	275						0	275	275
CLP Reforestation-Parks Fdn Donation (Kimpel 4 of 4)	5,600	1,721	3,279	600			5,600	5,600	0
CLP Park Street Path ITEP fr Grant Funds	99,147		69,876	29,095	176		99,147	99,147	0
CLP Park Street Path ITEP fr Contributions (Carle)	107,400		17,469	27,061	62,859		107,390	107,400	10
CLP Sediment Basin-fr City of Urbana Contrib.	119,177	100,851	23,552	(6,297)	1,070		119,177	119,177	0
AMBUCS Improvements fr Donations	4,163		2,000	2,163			4,163	4,163	0
Sunnycrest Tot Lot Playground Equip fr Donations	2,300		2,300				2,300	2,300	0
Meadowbrook Park-Museum Grant Design (MIC)	0				2,000		2,000	2,000	0
Subtotal	698,283	124,101	275,088	144,186	107,523	0	650,898	698,283	
<u>Equipment</u>									
2017 Toyota Prius M-21	22,756	22,857	(101)				22,756	22,756	0
Bobcat Compact Track Loader	8,575	8,575					8,575	8,575	0
Bobcat Tilt Trailer	8,303	8,303					8,303	8,303	0
Avant Lift	35,176		35,176				35,176	35,176	0
2 x 72" John Deere Mowers	56,428		56,428				56,428	56,428	0
2017 Dodge Ram 1500 M-13	22,539		22,539				22,539	22,539	0
M-13 Toolbox	780		780				780	780	0
Vehicle Decals	57		57				57	57	0
Snowplow attachment	1,694		1,694				1,694	1,694	0
M-13 Radio	938		938				938	938	0
Contingency for Vehicle and Equipment Replacement	0						0	0	0
Subtotal	157,247	39,735	117,512	0	0	0	157,247	157,247	
<u>Contingency (remainder not listed below)</u>									
	0						0	(0)	(0)
Larson Tennis Court-add'l	23,500		23,500				23,500	23,500	(0)
CLP Rain Garden Improvements-Bioswale Add'l	2,153		2,153				2,153	2,153	0
Dog Park concrete driveway approach	2,280		2,280				2,280	2,280	0
Kerr precast concrete panels caulking	5,358		5,358				5,358	5,358	0
Binkerd Asbestos, Demolition, Seeding, Well Sealing	33,621		32,121	1,500			33,621	33,621	(0)
CLPFAC/APNC Parkinglot sealing	19,050		19,050				19,050	19,050	0
Crystal Lake Improvements	257,019		23,756	23,501	73,977 *		121,234	257,019	135,785
APNC Bioswale Project - Add'l	2,430		636	1,794			2,430	2,430	0
Subtotal	345,411	0	108,854	26,795	73,977	0	209,625	345,411	
<b>Total Expenditures</b>	1,200,941	163,836	501,454	170,980	181,499	0	1,017,770	1,200,941	183,171

**CAPITAL BUDGET 2016**  
910-8

	<b>Nov 13 2018 Approved Revision #5 Budget 2016</b>	Year Ended 04/30/16	Year Ended 04/30/17	Year Ended 04/30/18	Year Ended 04/30/19	Year Ended 04/30/20 <b>Preliminary</b>	Year Ended 05/31/20	<b>YTD Total</b>	<b>Probable Committed</b>	(Over) or Under budget
<b>REVENUES</b>										
Transfer from General Fund	500,000		500,000					500,000	500,000	0
GO Bond Sales - Dec 2015	710,000	710,000						710,000	710,000	0
Donations, Memorials, Special Requests	23,691	8,600	10,675	4,416				23,691	23,691	0
Donations, Urbana Parks Fdn (Kimpel 3 of 4)	5,000	0	5,000					5,000	5,000	0
Donation, Phillips Recreation Center (Houston)	35,050	0	35,050					35,050	35,050	(0)
CUSR UPD ADA Capital Fund (FY 2016-2017)	56,666	2,500	47,348	6,818				56,666	56,666	0
Auction of Wide Area Mower	13,755	0	13,755					13,755	13,755	0
<b>Total Revenues</b>	<b>1,344,162</b>	<b>721,100</b>	<b>611,828</b>	<b>11,233</b>	<b>0</b>	<b>0</b>	<b>0</b>	<b>1,344,162</b>	<b>1,344,162</b>	<b>0</b>
<b>EXPENDITURES FOR CAPITAL PROJECTS</b>										
<b>Improvements to Parks</b>										
UPD ADA Capital Projects - Park Improvements/Transition	56,666	10,347	44,678	1,641				56,666	56,666	0
Memorials & Special Requests	23,691		17,587	1,423	4,681			23,691	23,691	0
Cost of Issue	8,100	7,750	350					8,100	8,100	0
Scottswood Drainage Assessment Payment #15 of 15	0							0	0	0
Emerald Ash Borer and Hazard Tree Work	15,000		9,690	5,310				15,000	15,000	0
Construction Crew Projects	20,000		4,090	6,008	9,903			20,000	20,000	0
Technology	20,000		9,245	10,200	555			20,000	20,000	0
Operations Small Equipment	10,000		6,321	3,679				10,000	10,000	(0)
Recreation Small Equipment	10,000	5,245	4,755					10,000	10,000	0
Crystal Lake Park Improvements fr. Bonds	23,925	1,545	9,005	13,375				23,925	23,925	0
Crystal Lake Park Improvements fr. General Fund Trans	500,000				57,255	3,067	*	60,322	500,000	439,678
CLP Lake Sediment Basin	50,000		50,000					50,000	50,000	0
CLP Reforestation-Parks Fdn Donation (Kimpel 3 of 4)	5,000		2,159	2,841				5,000	5,000	0
Trails Projects (CLP/Overage for ITEP)	21,800	300	21,500					21,800	21,800	0
MBK Hickman Wildflower Walk	15,000	14,985	15					15,000	15,000	0
UPD Mechanical Replacement Schedule	10,000		5,659	4,341				10,000	10,000	0
CLP Road Repairs	15,000		15,000					15,000	15,000	0
CLP Nature Playscape	10,000		10,000					10,000	10,000	0
Brookens Gym Floor	0							0	0	0
Hardscapes (Larson Tennis Court)	40,000		13,189	26,811				40,000	40,000	0
UIAC - UPD Share of Capital Expenses	40,000		21,207	18,793				40,000	40,000	0
Phillips Recreation Center Improvements	10,000		10,000					10,000	10,000	0
Phillips Recreation Center Improvements fr. Donations	35,050		35,050					35,050	35,050	0
Subtotal	939,232	40,172	289,500	94,421	72,394	3,067	0	499,553	939,232	
<b>Vehicles and Equipment</b>										
M-18	25,538	25,102	437					25,538	25,538	(0)
Wide Area Mower	55,420	55,420						55,420	55,420	(0)
M-42 Tool Box	622		622					622	622	0
Bobcat Compact Track Loader	82,175		82,175					82,175	82,175	0
Subtotal	163,755	80,522	83,234	0	0	0	0	163,756	163,755	
<b>Contingency (remainder not listed below)</b>										
Blair Baseball Backstop Fencing	12,460	3,870	8,590					12,460	12,460	0
Leal Gazebo/PRC Roof Design Services	4,750		4,750					4,750	4,750	0
Leal Gazebo Roof Construction	36,100		30,400	5,700				36,100	36,100	0
Phillips Recreation Center Improvements-add'l	837		837					837	837	0
CLP Lake Sediment Basin-add'l	46,810		34,232	12,578				46,810	46,810	(0)
Crystal Lake Improvements	4,875			4,875				4,875	4,875	0
Phillips Recreation Center Siding	79,608			29,706	49,902			79,608	79,608	(0)
King Park Bankshot Basketball	29,523			300	29,223			29,523	29,523	0
Meadowbrook Bridge Painting - Additional	13,265				13,265			13,265	13,265	0
Phillips Recreation Center James Room - Additional	12,947				12,948			12,948	12,947	(1)
Subtotal	241,175	3,870	78,809	53,159	105,338	0	0	241,176	241,175	
<b>Total Expenditures</b>	<b>1,344,162</b>	<b>124,564</b>	<b>451,543</b>	<b>147,579</b>	<b>177,731</b>	<b>3,067</b>	<b>0</b>	<b>904,484</b>	<b>1,344,162</b>	<b>439,678</b>

BUDGET REPORT FOR URBANA PARK DISTRICT  
Fund: 81 LAND ACQUISITION FUND  
FISCAL YEAR 2020-2021 BUDGET - FUND SUMMARY

ACCOUNT CLASSIFICATION	DESCRIPTION	2018-19 ACTIVITY	2019-20 AMENDED BUDGET	2019-20 ACTIVITY THRU 04/30/20	2020-21 ORIGINAL BUDGET
ESTIMATED REVENUES					
Other Sources Of Funds					
30	TRANFERS IN	25,000	192,000	192,000	25,000
TOTAL OTHER SOURCES OF FUNDS		<u>25,000</u>	<u>192,000</u>	<u>192,000</u>	<u>25,000</u>
Revenue					
33	INTEREST	10	100	10	100
39	DONATIONS	0	0	0	0
TOTAL REVENUE		<u>10</u>	<u>100</u>	<u>10</u>	<u>100</u>
TOTAL ESTIMATED REVENUES		<u>25,010</u>	<u>192,100</u>	<u>192,010</u>	<u>25,100</u>
APPROPRIATIONS					
Expenditure					
54	CAPITAL OUTLAY	500	222,800	212,810	35,030
TOTAL EXPENDITURE		<u>500</u>	<u>222,800</u>	<u>212,810</u>	<u>35,030</u>
TOTAL APPROPRIATIONS		<u>500</u>	<u>222,800</u>	<u>212,810</u>	<u>35,030</u>
NET OF REVENUES/APPROPRIATIONS - FUND 81		24,510	(30,700)	(20,800)	(9,930)
BEGINNING FUND BALANCE		6,220	30,730	30,730	0
ENDING FUND BALANCE		30,730	30	9,930	(9,930)

BUDGET REPORT FOR URBANA PARK DISTRICT  
Fund: 82 CL POOL RENEWAL FUND  
FISCAL YEAR 2020-2021 BUDGET - FUND SUMMARY

ACCOUNT CLASSIFICATION	DESCRIPTION	2018-19 ACTIVITY	2019-20 AMENDED BUDGET	2019-20 ACTIVITY THRU 04/30/20	2020-21 ORIGINAL BUDGET
ESTIMATED REVENUES					
Other Sources Of Funds					
30	TRANFERS IN	14,120	33,970	33,970	0
TOTAL OTHER SOURCES OF FUNDS		14,120	33,970	33,970	0
Revenue					
33	INTEREST	1,320	400	970	400
TOTAL REVENUE		1,320	400	970	400
TOTAL ESTIMATED REVENUES		15,440	34,370	34,940	400
APPROPRIATIONS					
Expenditure					
45	CONTRACTUAL SERVICES	50,000	127,860	18,670	108,130
TOTAL EXPENDITURE		50,000	127,860	18,670	108,130
TOTAL APPROPRIATIONS		50,000	127,860	18,670	108,130
NET OF REVENUES/APPROPRIATIONS - FUND 82		(34,560)	(93,490)	16,270	(107,730)
BEGINNING FUND BALANCE		126,020	91,460	91,460	0
ENDING FUND BALANCE		91,460	(2,030)	107,730	(107,730)

BUDGET REPORT FOR URBANA PARK DISTRICT  
Fund: 83 PERKINS ROAD PARK SITE FUND  
FISCAL YEAR 2020-2021 BUDGET - FUND SUMMARY

ACCOUNT CLASSIFICATION	DESCRIPTION	2018-19 ACTIVITY	2019-20 AMENDED BUDGET	2019-20 ACTIVITY THRU 04/30/20	2020-21 ORIGINAL BUDGET
<b>ESTIMATED REVENUES</b>					
Revenue					
33	INTEREST	3,280	2,000	1,600	2,000
39	DONATIONS	21,320	590,000	467,960	100,000
	TOTAL REVENUE	<u>24,600</u>	<u>592,000</u>	<u>469,560</u>	<u>102,000</u>
TOTAL ESTIMATED REVENUES		<u>24,600</u>	<u>592,000</u>	<u>469,560</u>	<u>102,000</u>
<b>APPROPRIATIONS</b>					
Expenditure					
45	CONTRACTUAL SERVICES	21,320	590,000	467,960	102,000
	TOTAL EXPENDITURE	<u>21,320</u>	<u>590,000</u>	<u>467,960</u>	<u>102,000</u>
TOTAL APPROPRIATIONS		<u>21,320</u>	<u>590,000</u>	<u>467,960</u>	<u>102,000</u>
NET OF REVENUES/APPROPRIATIONS - FUND 83		3,280	2,000	1,600	0
	BEGINNING FUND BALANCE	3,860	7,140	7,140	0
	ENDING FUND BALANCE	7,140	9,140	8,740	0