



2019-2020

**BUDGET**

This page is intentionally left blank

**URBANA PARK DISTRICT 2019-2020 BUDGET CONTENTS**

BUDGET INFORMATION AND FINANCIAL ANALYSIS

- COMMISSIONERS AND STAFF ..... 1
- ORGANIZATION AND OPERATION, VISION, & MISSION STATEMENT..... 2
- COMMUNITY VALUES ..... 3
- UPD FULL-TIME ORGANIZATIONAL CHART ..... 4
- STRATEGIC INITIATIVES AND ACTIONS ..... 5
- STAFF INVENTORY ..... 29
- DESCRIPTION OF FUNDS ..... 31
- PROPERTY TAX RATES FOR URBANA RESIDENTS ..... 34
- PROPERTY TAXES PAID BY URBANA RESIDENTS ..... 35
- TAX RATES AVAILABLE TO PARK DISTRICTS IN ILLINOIS ..... 36
- TAX DOLLARS TO BE RECEIVED IN 2019..... 37
- URBANA PARK DISTRICT TAX RATES ..... 38
- URBANA PARK DISTRICT ASSESSED VALUATIONS ..... 40
- BUDGET AND APPROPRIATION ORDINANCE INFORMATION ..... 41
- URBANA PARK DISTRICT BUDGET SUMMARY (ALL FUNDS) ..... 42
- OPERATING AND CAPITAL IMPROVEMENTS BUDGETS ..... 44

DISTRICT-WIDE SUMMARY ..... 46

SUMMARY WITHOUT CAPITAL IMPROVEMENTS ..... 47

CAPITAL IMPROVEMENTS FUND SUMMARY ..... 48

GENERAL FUND

- GENERAL FUND SUMMARY ..... 49
- GENERAL ADMINISTRATION ..... 50
- SCULPTURE GARDEN..... 52
- PARK MAINTENANCE ..... 53

RECREATION FUND

- RECREATION FUND SUMMARY..... 59
- RECREATION ADMINISTRATION ..... 60
- RECREATION OFFICE ..... 61
- PUBLIC INFO/MARKETING ..... 62
- AGE-FRIENDLY PROGRAMS..... 63
- CRYSTAL LAKE PARK FAMILY AQUATIC CENTER ..... 64
- COMMUNITY PROGRAMS..... 65
- ATHLETICS PROGRAMS ..... 70
- AQUATICS PROGRAMS..... 74
- SPECIAL EVENTS ..... 76
- OUTREACH & WELLNESS..... 78
- LAKE HOUSE ..... 80

MUSEUM FUND	
MUSEUM FUND SUMMARY .....	81
MUSEUM FUND ADMINISTRATION .....	82
NATURE CENTER .....	83
EXHIBITS .....	84
ENVIRONMENTAL PUBLIC PROGRAMS.....	85
GARDEN PROGRAMS .....	87
ENVIRONMENTAL EDUCATION PROGRAMS.....	88
SPECIAL EVENTS .....	90
CAMP PROGRAMS.....	92
URBANA INDOOR AQUATIC CENTER FUND .....	94
ILLINOIS MUNICIPAL RETIREMENT FUND .....	96
AUDIT FUND .....	97
LIABILITY INSURANCE FUND .....	98
SOCIAL SECURITY FUND .....	99
SPECIAL RECREATION FUND .....	100
POLICE FUND.....	101
PARK HOUSES FUND .....	102
SCHOLARSHIP FUND .....	103
MEADOWBROOK PARK FUND.....	104
ENGLISH INDOOR POOL FUND.....	105
ROBIN HALL SCULPTURE FUND.....	106
CORPORATE REPLACEMENT TAX FUND.....	107
WORKING CASH FUND .....	108
BOND PRINCIPAL AND INTEREST FUND.....	109
CAPITAL IMPROVEMENT FUND .....	114
LAND ACQUISITION FUND.....	120
CL POOL RENEWAL FUND .....	121
PERKINS ROAD PARK SITE FUND.....	122

## URBANA PARK DISTRICT COMMISSIONERS AND STAFF

### Urbana Park District Board of Commissioners

Michael Walker	President
Nancy Delcomyn	Vice-President
Meredith Blumthal	Commissioner
Lashaunda Cunningham	Commissioner
Roger Digges	Commissioner

Tim Bartlett	Executive Director, Secretary
Allison Jones	Assistant Secretary
Richard Percival	Treasurer
Matt Deering	Attorney

### Administrative - Supervisory Staff

Anna Calcagno	Aquatics Coordinator
Greg Cales	Athletics Coordinator
Ashley Dennis	Outreach & Wellness Coordinator
Savannah Donovan	Environmental Public Program Coordinator
Corky Emberson	Superintendent of Recreation
Keith Ewerks	Construction Maintenance Supervisor
Elsie Hedgspeth	Outreach & Wellness Manager
Niki Hoesman	Community Program Coordinator
Alexandra Ivanova	Human Resources Manager
Ellen Kirsanoff	Development Manager
Derek Liebert	Superintendent of Planning & Operations
Rich McMahan	Grounds Maintenance Supervisor
Judy Miller	Environmental Program Manager
Kyle Mills	Athletics Supervisor
Shane Newell	Facilities Maintenance Supervisor
Chelsea Prah	Environmental Education Coordinator
Leslie Radice	Aquatics Manager
Caty Roland	Business Manager
Andy Rousseau	Project Manager
Joseph Schmidt	Aquatic Facilities Maintenance Supervisor
Mark Schultz	Public Information Manager
Janet Soesbe	Community Program Manager

## **ORGANIZATION AND OPERATION**

The Urbana Park District, organized in 1907, is a separate unit of local government - a municipal corporation which operates under the Statutes of the State of Illinois. It is governed by a five member Board of Commissioners elected to six year terms in biennial public elections. The Park District also has a Citizen Advisory Committee composed of eighteen members representing all areas of Urbana and a wide variety of interests.

The Urbana Park District annually reviews its mission, values and objectives in order to ensure that its public is served in the best possible way. The mission represents a general statement of purpose, while the values represent an ethical structure in which the Park District operates. The objectives are actual program and operational activities the Park District plans to accomplish in the next 12 to 18 month period.

The entire statement serves a threefold purpose. It allows the public, through the Urbana Park District Advisory Committee, to have a voice in the operations of the District. It informs the residents of the community as to the intent of Park District policy. It provides a set of standards by which the Board and staff can evaluate their performance.

## **VISION**

To expand the District's legacy of delivering parks, natural areas, recreation facilities and programs that improve the quality of life, sense of community and value for residents and users.

## **MISSION STATEMENT**

It is the mission of the Urbana Park District to:

- Improve the quality of life of its citizens through a responsive, efficient, and creative park and recreation system;
- Pursue excellence in a variety of programs, parks and special facilities that contribute to the attractiveness of neighborhoods, conservation of the environment and overall health of the community.

## OUR COMMUNITY VALUES

The Urbana Park District is value based, customer oriented, and quality driven. The Board of Commissioners and the staff strongly believe and are committed to the values that honesty is the best policy and that one should treat others the way one would like and expect to be treated.

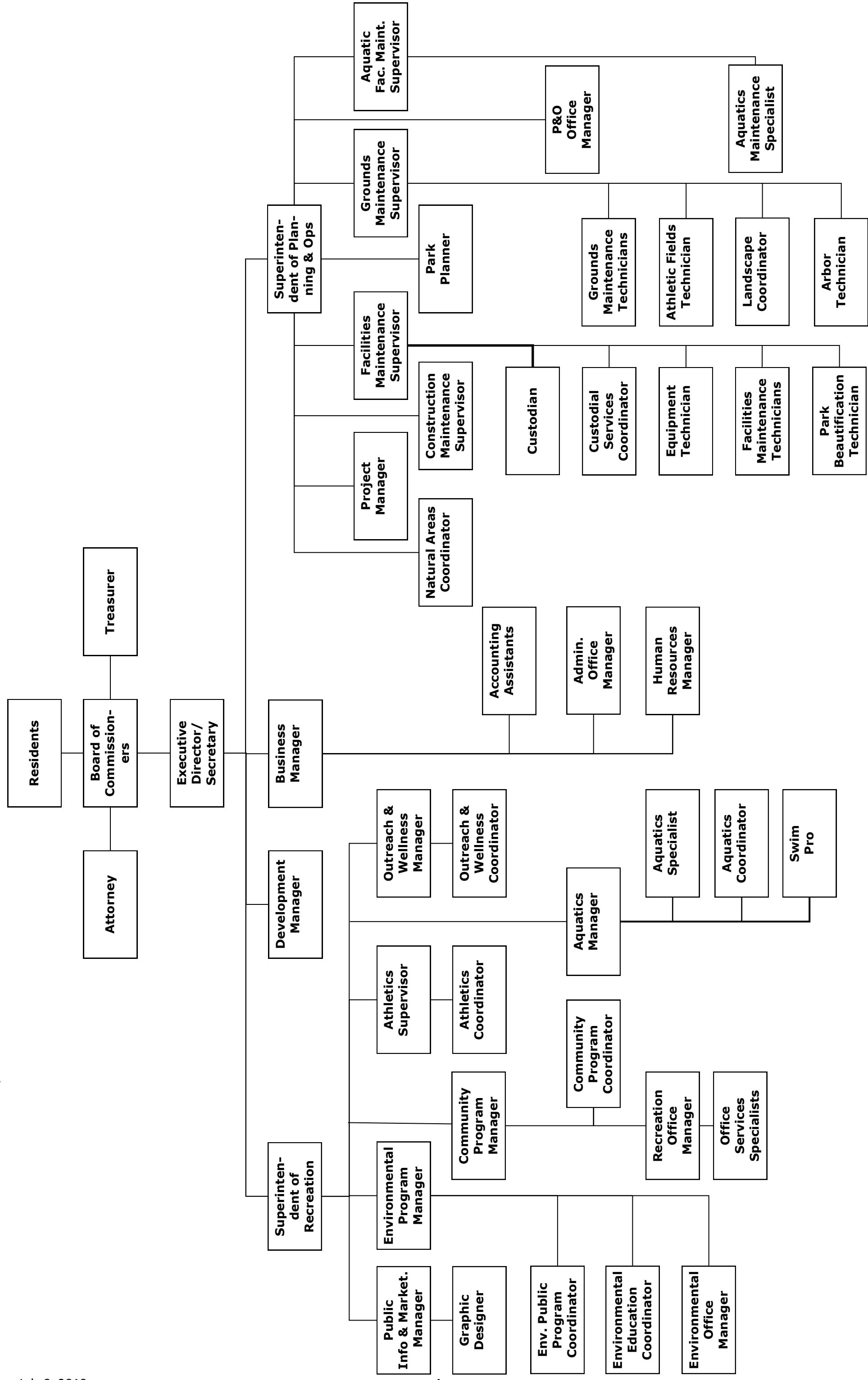
Following are overall principles and values of the Urbana community related to the delivery of parks and recreation facilities and services:

- Sense of community and pride
- Strong environmental ethic
- Promote/support diversity in community
- Education is a priority
- Enhanced quality of life
- Fiscal stewardship
- Protection and preservation of natural and built environment
- Good value and service delivery
- Availability of facilities, programs and services
- Value of leisure time
- Leveraging of resources and partnerships

Based on the vision, mission and community values, strategic objectives were developed to further articulate the desired outcome of the Urbana Park District strategic plan.



UPD FULL-TIME ORGANIZATIONAL CHART FY20





## URBANA PARK DISTRICT STRATEGIC INITIATIVES AND ACTIONS 2019-2020 Fiscal Year

The Urbana Park District (UPD) has served the community for more than 100 years. The district has had tremendous success in creating a park system of nearly 600 acres, a wide variety of park types, and both indoor and outdoor recreation facilities. The district has been successful in offering a variety of recreation programs, reaching thousands of people annually. A number of challenges have come with this success.

A new UPD Strategic Plan is in the process of being prepared and will be presented to the District in 2019 for acceptance by the Board of Commissioners. The 2007 UPD Strategic plan has been supported with the approval in 2009 of a 15¢ rate increase will help the district address these challenges and position the district for the next century of service. A second rate increase of 1.1¢ was approved by the voters in April 2010 to construct, operate, and maintain the Crystal Lake Park Family Aquatic Center. FY 2019-2020 Goals include:

### **Planning for Parks & Recreation**

**Objective:** Meet the community's priorities for value and environmental emphasis by acquiring, maintaining, improving, and providing safe, high quality, accessible parks, recreation facilities, and programs.

### **Facilities/Health & Wellness**

**Objective:** Deliver a balanced system of high quality parks, facilities, and programs by adopting and applying value-driven standards.

### **Core Services**

**Objective:** Define and deliver levels of core park and recreation programs and services to meet the needs of a diverse community.

### **Fiscal Stewardship**

**Objective:** Maintain fiscal responsibility and financial strength by managing District resources to maximize the delivery of core services and to plan for future priority needs.

### **Connection**

**Objective:** Leverage well-defined and equitable partnerships and sponsorships to maximize the utilization of District resources.

### **Trails**

**Objective:** Coordinate and promote the planning, development, and construction of all trail types based on the Urbana Park District Trails Master Plan.

### **Human Resources**

**Objective:** Provide a comprehensive wage and benefit package for all UPD employees, promote staff development opportunities to include performance training, employee safety and wellness programs, continuing education, and appropriate certifications for our workforce.



## DISTRICTWIDE/EXECUTIVE STRATEGIC INITIATIVES

2019-2020 Fiscal Year

### Planning for Parks & Recreation

**Objective:** *Meet the community's priorities for value and environmental emphasis by acquiring, maintaining, improving, and providing safe, high quality, accessible parks, recreation facilities, and programs.*

- UPD Strategic Plan 2020 – Complete and promote plan outcomes
- Complete 2019 UPD Capital Improvement Budget Projects
  - Crystal Lake Park (CLP)
    - Road analysis/one-way road system – Phase II
    - Lake restoration – Phase I
    - ITEP program – Park Street/Broadway Avenue construction
    - Sediment basin rehabilitation – Phase II landscape/slope stabilization
    - IDNR/UPD Saline Branch improvements – rehabilitation project by State of Illinois
  - Meadowbrook Park
    - Gateway Interpretive – Farmstead area
    - Wandell Sculpture Garden – entrance garden/council ring; landscape/tree planting; sculpture collection; sculpture garden interpretation and recognition project
    - Meadowbrook Park Farmhouse – complete recommended improvement projects
    - Wandell Sculpture Garden – install planned sculptures for 2019-2020
  - Victory Park
    - High priority land acquisition and house demolition
  - Weaver Park/Kickapoo Rail Trail
    - Continue development at Weaver Park Trailhead Facility
    - Focus on KRT donor recognition (in conjunction with Champaign County Forest Preserve District)
    - Continue landscape development
  - King Park
    - Complete painting of Jettie Rhodes Pavilion
  - Leal Park
    - Complete parking lot expansion and path connections
    - Enclose gazebo for improved security
    - Plan, design, and install landscape buffer screening on east side
  - Urbana Indoor Aquatic Center – PoolPak dehumidification system replacement — commissioning and operation
  - Phillips Recreation Center Playground
    - Complete replacement and landscape improvements
    - Continue with other high priority improvements
  - UPD – high priority hazard tree removals/pruning/tree planting

- IDNR Safe Routes to School – construction for Lohmann Park/Thomas Paine School trail
- Technology improvements – high priority recommendations from Technology Committee
- Operations – small equipment
- Recreation – small equipment
- UPD Mechanical Systems Replacement Program (as needed)
- Hardscapes
  - Continue evaluation/study/recommendations
  - Establish an annual, prioritized maintenance protocol and schedule for all UPD hardscapes: parking lots, courts, walks, and trails
- Purchase UPD Showmobile and coordinate staff training for its operation
- UPD Fleet – purchase proposed 2019-2020 UPD fleet/large equipment
- UPD Master Plans – provide park master plan updates for Blair Park and Crystal Lake Park
- UPD Health & Wellness Facility – continue to plan and update program statement to guide the UPD in planning for the future of Urbana’s indoor recreation needs; continue planning efforts with local partners to assess site selection; prepare a pro-forma to determine needs for future development and operation of a new facility in Urbana
- ADA – update Urbana Park District’s ADA Plan; focus on including any new updates to ADA standards
- Submit applications to any appropriate local, state, and federal grant programs for high priority capital improvement needs as district funds allow

## Facilities/Health & Wellness

**Objective:** *Deliver a balanced system of high quality parks, facilities, and programs by adopting and applying value driven standards.*

- Climate Change – plan and develop objectives/strategies to better manage climate change including:
  - Prepare and promote climate change response plan to Urbana residents; provide educational materials to inform residents and visitors to Urbana parks and facilities
  - Addition of solar energy to appropriate UPD parks, facilities; solar installation is planned for APNC
  - Install energy efficiencies including LED lighting, sensors, motors, etc. at appropriate parks/facilities districtwide
  - Reduce use of fuel in UPD fleet; transition to new fleet/equipment with new fuel sources as available
  - Transition of non-native trees/landscapes to more native trees/landscapes to improve plant vigor, reduce water usage, and improve native habitat
  - Incorporate new technologies to assist in park and facility management to conserve all resources
  - Collaborate with other districts, local agencies and partners to incorporate best practices for managing climate change
- “You Belong Here” – UPD implementation of the next phase of the Action Plan from report: *UPD: Increasing Involvement Among Underrepresented Groups in Parks and Recreation Programs*; promote and brand “You Belong Here” standards
- Champaign-Urbana Special Recreation (CURS) – implementation of CURS Strategic Plan 2019-2020 goals; focus on staff team building, high priorities from the plan
- UPD Best Practices – ongoing review and revisions to district standards to improve ongoing policies and practices

- UPD board/staff working study groups – support UPDAC Planning Study Group, Policy Study Group and Finance Study Group
- Diversity planning – continue to improve diversity at the UPD with staff, board, UPDAC and UPF
- Continue to evaluate any state/federal changes in policies for any new UPD policy changes regarding transgender individuals; provide appropriate procedures, facilities signage recommendations, Capital Budget updates/impacts, and staff training to ensure proper implementation

### Core Services

**Objective:** Define and deliver levels of core park and recreation programs and services to meet the needs of a diverse community.

*In 2007, it was established—through community input—that the Core program areas to focus on include:*

- |   |  |
|---|--|
| ■ Aquatics                                    | ■ Outreach and Wellness                |
| ■ Community Special Events                    | ■ Visual and Performing Arts           |
| ■ Campaign Urbana Special Recreation (CUSR)   | ■ Volunteer & Partnership Coordination |
| ■ Environmental Stewardship                   | ■ Youth and Teen Development           |
| ■ Facility Coordination                       | ■ Youth Sports                         |
| ■ Communications/Public Information           | ■ Age-Friendly Programming             |
| ■ “You Belong Here” – Underrepresented Groups |  |

- SPLASH – support and evaluate USD/UPD after school programming (SPLASH): expansion, refinement, analysis for underrepresented participants, and potential fundraising for the future
- Bike Friendly Community – support area-wide bicycle events, education and promotion by:
  - Planning and implementation for bicycle education opportunities with SPLASH/after school programs, UPD summer camp program, and/or UPD special events
  - Provide more community bike events including promotion of local bike races, CycloCross events at Weaver Park, bike-in movies, and/or other activities
  - Support Champaign County Bikes efforts to promote bicycle interests by assisting with the annual Bike Month in May and/or other opportunities
  - Support Mass Transit District (MTD) bike education at their University Avenue MTD facility
  - Support other active bicycle awareness opportunities
- Continue planning and coordination of new opportunities for Arts & Culture Matrix programming and events
  - Planning for the 2019 Art Fair at Crystal Lake Park with UPD, 40 North, and other groups
  - Planning for the 2019 Downtown Get Down music event series
  - Continue working with USD and the Urbana Free Library and/or other partners on art-themed events and activities
  - Planning to expand UPD music events at CLP/Champaign County Fairgrounds and/or other venues
  - Seek/obtain program/event support grants from the city of Urbana’s Arts Commission to provide more arts and cultural events in Urbana
  - Continue hosting multiple events with 40 North at the UPD for the Boneyard Arts Festival at PRC, Meadowbrook, and APNC

- Clark-Lindsey Village (CLV) – continue to collaborate with CLV on our shared staff position and promotion of community age-friendly programming
- UPD Green Team Matrix – coordinate efforts of the UPD Green Team Matrix; focus on climate change, expanding green practices and alternative energy sources/energy efficiency; provide a review of the use and applications of chemicals/pesticides/fertilizers to reduce overall use and/or the selection of alternative products
- Evaluate and identify options for potential interpretive tools to be used by the public for self-guided visits to our parks and facilities; focus on interpretive services for UPD plants, animals, sculpture/art/cultural feature, and/or other collections
- Ongoing updates to the ActiveNet tool to refine/improve customer service/problem solving
- Continue planning efforts with local municipal partners for the proposed UPD Health & Wellness facility with board, UPDAC and community to determine UPD needs
- Continue discussions with Champaign County to assess the future situation at Brookens Gymnasium and/or any planned facility improvements
- Prepare a new lease agreement with Champaign County staff for ongoing use of Brookens Gymnasium
- Expand UPD Aquatics program offerings to include new Aquatics staff, Aquatics Camp, diving lessons, special events/parties, community CPR/First Aid, Jr. Lifeguard Program, holiday camps, swim stroke clinics, year round swim team
- Collaborate with the University of Illinois’ Office of Recreation and Park Resources (ORPR) to research, develop and provide enhanced recreation and sport programming and services for the UPD to include these and other key principles:
  - Child centered programming – physical literacy, free play, alternative sports
  - Educate and manage parents – long term child/athlete development philosophy for the entire family
  - Coach training – certification system, recognition, mentorship, elite sport organization support
  - Improved development and management of facilities and resources – facility/play inventory, Health & Wellness facility creation, sports field complex improvements, new partnerships
  - Promote participatory youth sport programs – expand sport offerings, mass participation
  - Improved programming for “You Belong Here” participants – underserved populations, special needs populations, youth/teens, older adults
  - Other critical principles determined as an outcome of the analysis

### **Fiscal Stewardship**

**Objective:** *Maintain fiscal responsibility and financial strength by managing District resources to maximize the delivery of core services and to plan for future priority needs.*

- Continue staff training and implementation of the new BS&A financial software system
- Plan/prepare 2019 Bond Sale, Levy, Audit, and other critical financial activities including 2019-2020 FY Budget
- Prepare 2019 UPD Capital Improvement Program Budget
- Update UPD 5 Year Capital Programs Plan and incorporate it into the proposed UPD Strategic Plan 2020



- Continue promotion of UPD’s participation in city of Urbana’s TIF, Enterprise Zone and Think Urbana programs; staff recommends a full review of the city of Urbana’s TIF program to help improve/determine the critical factors with our current TIF areas and finalize our approach for intergovernmental agreements on the new Central TIF and/or other additional financial activities
- Continue support for Urbana Realtor Tours; focus on walking tours of neighborhoods, parks, schools and civic areas to attract more home builders/development to Urbana
- Continue UPD staff support for Urbana Parks Foundation – working committees: Administration, Finance, Fundraising, Marketing/Communications, Nominations
- Annually update Administrative Procedures Manual
- Continue to monitor Urbana’s tax support issue
  - Develop appropriate financial strategies to prepare 2019 UPD Levy to capture all appropriate new construction to Urbana tax roll
  - Develop appropriate financial strategies to manage outcomes regarding local hospitals’ charity care as determined by the judicial process assigned to this case
  - Develop an effective communication plan upon any final outcome of the tax support case; share with residents, community groups, UPDAC, UPD Board, UPF Trustees, IAPD, local officials, and elected representatives
- Develop appropriate budget planning and analysis to forecast impacts on the UPD as a result of the increase in minimum wage to \$15 over 5 years
- Formalize our collaboration with City and Urbana School District regarding any major property tax objectors to monitor and provide accurate EAV/other information for revenue analysis
- Continue to implement UPD Financial Controls Procedures and support staff training (Fraud Prevention)

### Connection

**Objective:** *Leverage well-defined and equitable partnerships and sponsorships to maximize the utilization of District resources.*

- Provide interactive staff assistance/support for the Urbana Park District Advisory Committee (UPDAC); participate with UPDAC Study Group to plan and implement annual program of education, park and facility site visits and programming information
- Urbana Parks Foundation – provide UPD staff assistance/support; focus for 2019-2020 will be on the public phase of the UPF fundraising campaign; support for the UPF annual calendar of events
  - Plan joint annual meeting with Urbana Park District Board of Commissioners to coordinate current funding campaign
- Planning and implementation for ongoing Bicycle Safety Education programming in partnership with MTD, Urbana School District, Champaign County Bikes, and/or other local organizations
- Coordinate UPD efforts with Champaign County Community Coalition partners to:
  - Reduce community violence, improve community health & wellness, and support Urbana students and families
  - “You Belong Here” – target and implement creative approaches to UPD efforts to reach out to more underrepresented groups/individuals based on Community Coalition/UPD annual goals
- Plan and organize 2019 UPD Volunteer Appreciation event

- Continue leadership and support for the “One KRT” planning effort in Champaign and Vermillion counties; promote all aspects of KRT development, management and expansion efforts to provide a high quality regional trail network
- Continue working with donors to complete donor driven projects including Wandell Sculpture Garden Landscape Plan, AMBUCS Park, recreation programming/youth activities, and Blair Park redevelopment and improvements
- Plan/coordinate joint activities/events with community/neighborhood groups:
  - Jettie Rhodes Day – King Park
  - Scarecrow Fest at AMBUCS Park with AMBUCS
  - UCAP participation and assistance with City of Urbana and Urbana School District
  - Community Coalition events – Walk As One, Pop Up Play, other neighborhood outreach efforts
  - Weaver Park – *Bike Month* in May/events
  - HEUNA Day in the Park – Victory Park
  - SUNA – Annual Neighborhood Association Meeting
  - Urbana Rotary – Peace Club Initiatives
  - Crystal Lake Park neighborhood – collaborate with City of Urbana staff in proposed pilot study to improve neighborhoods/improve service delivery for local units of government
  - Other community projects/community groups as identified
- Collaborate with the School for Designing a Society to promote more Arts & Culture events in the CLP neighborhood/Urbana
- Revise and update the UPD Affiliate Organizations Program; focus on renewed partnerships and standards to leverage more cooperative efforts
- Urbana School District (USD) and City of Urbana (City) – coordinate and collaborate by hosting meetings with key staff to improve services to Urbana residents

## Trails

**Objective:** *Coordinate and promote the planning, development, and construction of all trail types based on the Urbana Park District Trails Master Plan.*

- Continue to promote and implement UPD Trails Master Plan; promote and develop high priority trails as identified in the plan: Blair Park, Crystal Lake Park, and Lohmann Park
- Lead and coordinate the IDOT State Planning and Research Grant (SPR Grant) project to provide analysis on the expansion of the KRT from near Weaver Park to Lincoln Avenue in Urbana; support all of the efforts of the grant partnership with UPD, City of Urbana, Champaign County Regional Planning Commission, Champaign County Forest Preserve District, and Carle Foundation Hospital
- Submit any/all bicycle/pedestrian improvement grants with all local, state, federal levels as appropriate
- Continue to submit applications for Urbana Park District to be designated as a Bicycle Friendly Business
- Continue site visits/collaboration with other trail providers and networks to improve our regional trail networks; visit regional trail networks that include a shared rail/trail option
- Continue discussion to promote/plan for proposed 217 Greenway Trail to connect downtown Urbana and downtown Champaign via existing rail line infrastructure; review and share information provided by Landscape Architecture fall 2018 studio

- Support efforts by Champaign Park District and/or other local agencies to expand the KRT corridor west from Urbana to Champaign-to Farmer City and beyond and/or south toward Monticello
- Support planning efforts to acquire new/additional railroad corridor to provide future KRT corridor development
- Finalize traffic engineering analysis for CLP – for proposed shared-use park road for auto/bicycle/pedestrian access for CLP
- Promote and develop other high priority trail connections at the UPD

### Human Resources

**Objective:** *Provide a comprehensive wage and benefit package for all UPD employees; promote staff development opportunities to include performance training, employee safety and wellness programs, continuing education and appropriate certifications for our workforce.*

- Plan/prepare FY 2019-2020 UPD Employee Insurance package for benefit-eligible staff
- Conduct full compensation survey (wage and benefits) for UPD for full-time staff; provide internal review and recommendations for wage/benefits for any eligible part-time/seasonal UPD staff
- Continue to create Employee Development Plans for all full-time staff
- Ongoing review of UPD Staffing Levels Report to include full-time, part-time, and/or seasonal/temporary staff as appropriate
- Plan/coordinate 2019 UPD Fall Retreat, staff training, holiday/event gatherings
- Plan/coordinate all priority UPD safety and other required trainings
- Review/update UPD Employee Policy Manual annually
- Implement UPD Safety Standard Operating Procedures
- Continue to enhance UPD safety culture by working with the Safety Team Matrix to promote high priority training and education
- Continue to promote/enhance UPD cultural competencies education/training



## ADMINISTRATION STRATEGIC INITIATIVES

### 2019-2020 Fiscal Year

The Administration Department Strategic Initiatives are created by the park district Business Manager, Development Manager, and the Human Resources Manager, with guidance from the Executive Director. As many of the daily administrative functions serve to promote and support the strategic initiatives of the Planning & Operations and Recreation departments, all categories may not have bulleted items. Where an initiative is more heavily focused in a certain area of the administration department, you will see that area listed in parentheses (e.g. Business, Development, HR) save for the Fiscal Stewardship and Human Resources categories which are Business and HR specific.

#### **Planning for Parks & Recreation**

**Objective:** *Meet the community's priorities for value and environmental emphasis by acquiring, maintaining, improving and providing safe, high quality, accessible parks, recreation facilities and programs.*

- Work with planning staff on donor solicitation and recognition pertaining to planned improvements in Crystal Lake Park (Development)
- Continue to work closely as staff liaison to UPDAC members, providing direction for monthly meetings, recruitment of new members, and organization of committees and programs (Development)

#### **Facilities/Health & Wellness**

**Objective:** *Deliver a balanced system of high quality parks, facilities and programs by adopting and applying value-driven standards.*

- Maintain internal tracking document for the upkeep of UPD Policies, Best Practices, Business Standards, Fiscal Analysis (former DAAC program), incorporating new standards and adapting review timelines as appropriate (Business)
- Increase communication with legislators through frequent distribution of informational and promotional materials and personal notes from the Director/staff; increase local legislators' awareness of current project needs and issues affecting the park district (Business)
- Work with the Outreach and Wellness Manager to do a complete review, evaluation, and rejuvenation of the Affiliates and Partnerships Agreements currently used to set criteria followed by all outside organizations (Development)

#### **Fiscal Stewardship**

**Objective:** *Maintain fiscal responsibility and financial strength by managing District resources to maximize the delivery of core services and to plan for future priority needs.*

- Continue to improve and find efficiencies with new financial system including training of end users
- Increase fraud-prevention efforts with implementation of Positive Pay for vendor account
- Research and evaluate options for time and attendance software
- Continue efforts to convert paper records to digital records as deemed compliant with the Local Records Commission guidelines

- Manage funds and financial reporting for coordinated projects, annual capital improvements budget projects, and selected ADA improvements
- Support the efforts of the Finance Committee of the Urbana Parks Foundation
- Complete necessary paperwork with current banking relationships in order to receive all monthly statements electronically

### Connection

**Objective:** *Leverage well-defined and equitable partnerships and sponsorships to maximize the utilization of District resources.*

- Work closely with President of the Urbana Parks Foundation Board of Trustees on all aspects of UPF daily management tasks, including:
  - Preparation for monthly meetings
  - Record keeping
  - Donor management
  - Event planning, preparation, and implementation (Development)
- Work closely with Public Information and Marketing Manager on redevelopment of Sponsorship and Partnership Program to update materials, and seek new and creative ways to solicit business involvement related to event and program support (Development)
- Establish a staff Volunteer Appreciation Committee to develop a program and series of events to recognize and show appreciation to Urbana Park District volunteers districtwide (Development)
- Work with the Urbana Parks Foundation Board of Trustees on all aspects of the public phase of the Campaign for the Next Century, including creating opportunities to broaden the donor base in order to reach the campaign goal by the end of 2019 (Development)
- Initiate two new “giving circles” by the end of 2019 (Development)

### Human Resources

**Objective:** *Provide a comprehensive wage and benefit package for all UPD employees; promote staff development opportunities to include performance training, employee safety and wellness programs, continuing education and appropriate certifications for our workforce.*

- Coordinate with insurance broker and vendors to evaluate and improve 2020 UPD Employee Insurance Package; educate and advise employees on offerings
- Lead a team of staff members in a full compensation survey for UPD; update and analyze/grade position, review results, and communicate recommendations to Board
- Support recommendations/outcomes from UPD Staffing Study Levels; onboarding/orientation of new hires
- Coordinate and implement 2019 UPD Fall Retreat; recruit and schedule speakers/training, and plan and facilitate teambuilding activities
- Organize all UPD safety training in accordance with OSHA recommendations
- Continue to monitor and update UPD Employee Policy Manual as needed with involvement of Policy Study Group
- Develop employee wellness program initiatives with Outreach & Wellness staff
- Seek to increase diversity in staff demographics in all departments of the Urbana Park District (Development and HR).
- Work with supervisors and staff to maximize usefulness of the BS&A HR module

## PLANNING AND OPERATIONS STRATEGIC INITIATIVES

### 2019-2020 Fiscal Year

The Planning and Operations Department Strategic Initiatives are created by the Superintendent of Planning and Operations and the Project Manager, and with the division supervisors. Where an initiative is more heavily focused in a certain division, you will see that division listed in parentheses (e.g. Facilities, Grounds, Construction, Natural Areas, or Aquatics Maintenance).

### Planning for Parks & Recreation

**Objective:** *Meet the community's priorities for value and environmental emphasis by acquiring, maintaining, improving and providing safe, high quality, accessible parks, recreation facilities and programs.*

- UPD Strategic Plan 2020 – complete and promote plan outcomes
- Complete 2019 UPD Capital Improvement Budget Projects
  - Crystal Lake Park (CLP)
    - Road analysis/one-way road system (Project/Planning)
    - Lake restoration – Phase I (Project/Planning)
    - ITEP program – Park Street/Broadway Avenue construction (Project/Planning)
    - Sediment basin rehabilitation – Phase II landscape/slope stabilization (Project/Planning)
    - IDNR/UPD Saline Branch improvements – rehabilitation project by State of Illinois (Project/Planning)
    - Busey Woods
      - Evaluate, recommend, and coordinate safety improvements for Busey Woods Boardwalk (Project/Planning)
      - Continue researching non-slip material for Busey Woods Boardwalk (Facilities)
      - Install a trial section of decking for the Busey Woods Boardwalk (Construction)
      - Continue maple thinning (Natural Areas)
      - Continue honeysuckle removal (Natural Areas)
      - Plant more shrubs on west side of park (Natural Areas)
      - Increase shrub diversity (Natural Areas)
        - Focus on areas with recent canopy changes (Natural Areas)
    - Design and install private changing area in women's locker room at Crystal Lake Park Family Aquatic Center (Project/Planning)
    - Update Crystal Lake Park Master Plan (Project/Planning)
    - Assist in implementation of the Crystal Lake Park rehab/management/access plan (Construction, Grounds, Facilities)
    - Install a temporary retaining wall behind lake, and repair and rehabilitate handicap ramp until Crystal Lake Park/Lake House redevelopment is underway (Construction)
    - Design and install permanent customer service station at Crystal Lake Family Aquatic Center (Construction)
    - Assist with first phase of lake maintenance and development (Facilities)
      - Begin to clear islands of invasive species and begin planting native shrubs (Natural Areas)
      - Expand openings along the Saline (Natural Areas)
  - Meadowbrook Park

- Proposed facilities/features at Meadowbrook Park including:
  - Wandell Sculpture Garden
    - Install planned sculptures for 2019-2020, and continue sculpture maintenance program (Construction)
    - Entrance Garden and landscape/tree planting (Project/Planning and Grounds)
    - Recognition and interpretation project (Project/Planning)
  - Wandell Council Ring planning (Project/Planning)
  - Interpretive Plan – attracting donors for key entry exhibits
    - Gateway Interpretive – Farmstead area (Project/Planning)
  - Complete invasive removal along East McCullough Creek (Natural Areas)
  - Plant/seed native shrubs around existing oaks (Natural Areas)
  - Continue to control Reed Canary Grass along waterways (Natural Areas)
  - Continue to use prescribed burning (Natural Areas)
  - Meadowbrook Park Farmhouse
    - Complete recommended improvement projects (Project/Planning)
    - Find and install replacement windows for the basement (Construction)
    - Replace rear stoop/patio at Meadowbrook House (Construction)
- Phillips Recreation Center
  - Design and build pergola over south patio (Construction, Facilities)
  - Complete playground replacement and other high priority improvements (Construction, Facilities)
  - Design and install landscaping around the new Phillips playground (Grounds)
- Dog Park/Perkins Road
  - Perkins Road Site – update design and begin construction (Project/Planning)
  - Dog Park security access improvements (Project/Planning, Facilities)
  - Continue control of Crown Vetch (Natural Areas)
  - Plant additional shrubs in wetland and northern hillside (Natural Areas)
  - Create design plan for levee trail (Natural Areas)
- Victory Park, KRT, Weaver area – high priority land acquisition and house demolition (Project/Planning)
- Small Facilities Projects
  - Perform safety inspection of light poles and fixtures at Prairie baseball field
  - Replace Phillips Recreation Center’s drinking fountain; replace deck boards and paint arch bridge at Crestview Park; grind and paint rusted areas on canopy at Planning and Operations; replace bridge deck boards on three walk bridges at Meadowbrook; paint restroom floor at Blair pavilion and Jettie Rhodes pavilion; replace drinking fountain with ADA and bottle filler option at Prairie Play Pavilion; wood chip removal with addition of decomposed granite – Dog Park entrance; convert “dry” fire sprinkler system to “wet” system – vehicle storage building at Kerr (Facilities)
- Weaver/Kickapoo Rail Trail
  - Continue development at Weaver Park Trailhead Facility (Project/Planning, Facilities, Construction)
  - Focus on KRT donor recognition, in conjunction with Champaign County Forest Preserve District (Project/Planning)
  - Continue landscape development (Grounds)

- Remove mulberry trees from south side of woods (Natural Areas)
- Clear west tree line of invasive species (Natural Areas)
- Inspect lower outflow of wetlands (Natural Areas)
- Leal Park
  - Complete parking lot expansion and path connections; enclose gazebo for improved security (Project/Planning, Facilities)
  - Plan, design, install landscape buffer screening – east side (Grounds)
- Continue monthly park and facility inspections (Facilities)
- Install playground age/rule signs at all UPD playgrounds (Construction)
- Evaluate current outdoor athletic field spaces and use for the update of Weaver Park Master Plan (Project/Planning)
- UPD Master Plans – provide park master plan updates for Blair Park, Crystal Lake Park (Project/Planning)
- Assist with planning for new playgrounds at Blair and Crystal Lake Park (Construction)
- IDNR Safe Routes to School – construction for Lohmann Park/Thomas Paine School Trail (Project/Planning, Construction, Facilities)
- UPD Health & Wellness Facility – continue to plan and update program statement to guide the UPD in planning for the future of Urbana’s indoor recreation needs; continue planning efforts with local partners to assess site selection, prepare a pro-forma to determine needs for future development and operation of a new facility in Urbana (Project/Planning)
- Technology improvements – high priority recommendations from UPD Technology Matrix, including Wi-Fi at all indoor facilities (Project/Planning)
- Design/rehabilitate Canaday storage building for UPD needs (Construction)
- Install new ADA benches for tribute program in all parks (Construction)
- Assist in the high priority improvements from the Space Needs Study (Construction)
- Hardscapes – continue evaluation/study/recommendations; establish an annual, prioritized maintenance protocol and schedule for all UPD hardscapes – parking lots, courts, walks, and trails (Project/Planning)
- 2017-2018 ADA Improvements and Plan Update including review of remaining ADA items and re-evaluation using updated standards (Project/Planning, Facilities, Construction)
- ADA – update Urbana Park District’s ADA Plan; focus on including any new updates to ADA standards (Project/Planning)
- Purchase UPD Showmobile; coordinate staff training for operation of the Showmobile (Project/Planning, Facilities)
- UPD Fleet – purchase proposed 2019-2020 UPD fleet/large equipment (Project/Planning)
- Lead a successful start-up, seasonal operation, and shutdown of the seventh season of the Crystal Lake Park Family Aquatic Center (Aquatics)
- Lead a successful annual cleaning and maintenance shutdown of the Urbana Indoor Aquatic Center (Aquatics)
- Implement, where necessary and feasible, recommendations and protocols set forth in the Center for Disease Control’s 2014 Model Aquatic Health Code (MAHC) (Aquatics)
- Develop better storage solutions to meet the combined use needs of the Urbana School District and Urbana Park District at the Urbana Indoor Aquatic Center (Aquatics)
- Assist in the continued development and promotion of the Urbana Park District’s aquatics programs and facilities (Aquatics)
- Manage the rehabilitation of the Urbana Indoor Aquatic Center water slide structure and the Crystal Lake Park Family Aquatic Center water slide and play structures (Aquatics)

- UPD – high priority hazard tree removals/pruning/tree planting – districtwide (Grounds)

## **Facilities/Health & Wellness**

**Objective:** *Deliver a balanced system of high quality parks, facilities and programs by adopting and applying value-driven standards.*

- Climate Change – plan and develop objectives/strategies to better manage climate change including:
  - Prepare and promote Climate Change Response Plan to Urbana residents; provide educational materials to inform residents and visitors to Urbana parks and facilities
  - Addition of solar energy to appropriate UPD parks, facilities; solar installation is planned for APNC (Project/Planning, Facilities)
  - Install energy efficiencies including LED lighting, sensors, motors, etc. at appropriate parks/facilities Districtwide (Project/Planning, Facilities)
  - Reduce use of fuel in UPD fleet; transition to new fleet/equipment with new fuel sources as available (Facilities)
  - Transition of non-native trees/landscapes to more native trees/landscapes to improve plant vigor, reduce water usage, and improve native habitat (Grounds)
  - Incorporate new technologies to assist in park and facility management to conserve all resources (Project/Planning, Facilities)
  - Collaborate with other districts, local agencies and partners to incorporate best practices for managing climate change
- Assess interior and exterior LED lighting upgrade opportunities and incentives (Project/Planning, Facilities)
- Continue park name sign replacement/repairs for all parks as needed (Construction)
- Update sculpture maintenance manual (Construction, Project/Planning)
- Create/implement a playground file/documentation system for all UPD playgrounds (Construction)
- Assist with any ADA improvement (Construction)
- Develop and implement more effective maintenance management systems (Aquatics)
- Assist with continuing upgrades and repairs of the building automation system at the Urbana Indoor Aquatic Center (Aquatics)
- Expand comprehension and utilization of new facility operation technologies at the Urbana Indoor Aquatic Center in order to maintain and improve energy efficiency and customer service (Aquatics)
- Improve energy efficiency with the installation of LED retrofit lighting throughout the Urbana Indoor Aquatic Center (Aquatics)
- Develop a method to restore, and better preserve, the finish on the structural wood beams at the Crystal Lake Park Family Aquatic Center (Aquatics)
- Develop and implement a new comprehensive facility operations program focused on delivering timely, precise, and efficient routine maintenance and janitorial services to both aquatic facilities (Aquatics)
- Change the fertility program at a few sites by eliminating standard N-P-K fertilizers and using garden compost instead (Grounds)
- Significantly reduce the use of synthetic herbicides and replace with organic herbicides when feasible (Grounds)
- Create 3-4 more Conservation Zones, similar to what we have at Lohmann and Prairie Parks (Grounds)
- Establish a Young Tree Training Cycle, where one third of the young trees are pruned every three years (Grounds)



## Core Services

**Objective:** Define and deliver levels of core park and recreation programs and services to meet the needs of a diverse community.

In 2007, it was established—through community input—that the Core program areas to focus on include:

■ Aquatics	■ Outreach and Wellness
■ Community Special Events	■ Visual and Performing Arts
■ Campaign Urbana Special Recreation (CUSR)	■ Volunteer & Partnership Coordination
■ Environmental Stewardship	■ Youth Sports
■ Facility Coordination	■ Youth and Teen Development
■ Communications/Public Information	■ Age-Friendly Programming
■ “You Belong Here” – Underrepresented Groups	

- Provide exceptional service to aquatic facility patrons through exemplary customer service, facility maintenance, and fiscal responsibility (Aquatics)
- Coordinate efforts of the UPD Green Team Matrix priorities; focus on expanding green practices and alternative energy sources/energy efficiency (Project/Planning, Facilities)
- Have the Landscape Technician conduct 3-4 talks/workshops on various horticultural topics – talks could be tailored to specific groups, such as Master Gardeners and Clark-Lindsey residents, or left open to the general public (Grounds)
- Evaluate and identify options for potential interpretive tools to be used by the public for self-guided visits to our parks and facilities; focus on interpretive services for UPD plants, animals, sculpture/art/cultural feature and/or other collections (Projects/Planning)

## Fiscal Stewardship

**Objective:** Maintain fiscal responsibility and financial strength by managing District resources to maximize the delivery of core services and to plan for future priority needs.

- Continue evaluating custodial supply budget and salary to establish a history (Facilities)
- Continue to evaluate the effectiveness of cleaning service for Brookens, Phillips, and Nature Center (Facilities)
- Submit applications to any appropriate local, state, federal grant programs for high priority capital improvement needs as district funding allows (Project/Planning)
- Assess the current vehicles and equipment replacement schedule and make adjustments to future capital budgets as needed (Project/Planning)
- Support implementation of new financial software system (Project/Planning)
- Prepare 2020 UPD Capital Improvement Program Budget (Project/Planning)
- Update UPD 5 Year Capital Programs Plan and incorporate it into the proposed UPD Strategic Plan (Project/Planning)

## Connection

**Objective:** *Leverage well-defined and equitable partnerships and sponsorships to maximize the utilization of District resources.*

- Continue support for area trail planners to promote/construct high priority trail projects (Project/Planning)
- Promote and provide assistance regarding the KRT Downtown Feasibility Study (Project/Planning)
- Continue working with Donors to complete “donor driven projects” (Project/Planning)
- Provide staff assistance and support for the City of Urbana’s “Boneyard Creek Development” – West Urbana to Campus Plan (Project/Planning)
- Identify and coordinate UPD efforts to reach out to more underrepresented groups and create points of contact within new groups (Project/Planning)
- Identify, research, and evaluate all appropriate public and/or private opportunities to incorporate solar/alternative energy resources into UPD parks and facilities infrastructure (Project/Planning)
- Assist the Urbana Indoor Aquatic Center Joint Management Team in implementing recommendations from the 2015 audit of the facility (Aquatics)

## Trails

**Objective:** *Promote the planning, development, and construction of all trail types based upon the UPD Trails Master Plan.*

- Continue to promote and implement UPD Trails Master Plan high priority projects (Projects/Planning)
- Submit any/all bicycle/pedestrian improvement grants with all local, state, federal levels as appropriate (Project/Planning)
- Lead and coordinate the IDOT State Planning and Research Grant (SPR Grant) project to provide analysis on the expansion of the KRT from near Weaver Park to Lincoln Avenue in Urbana; support all of the efforts of the grant partnership with UPD, City of Urbana, Champaign County Regional Planning Commission, Champaign County Forest Preserve District, Carle Foundation Hospital (Project/Planning)
- Continue discussion to promote/plan for proposed 217 Greenway Trail to connect downtown Urbana and downtown Champaign via existing rail line infrastructure; review and share information provided by Landscape Architecture fall 2018 studio (Project/Planning)
- Continue site visits/collaboration with other trail providers and networks to improve our regional trail networks; visit regional trail networks that include a shared rail/trail option (Project/Planning)
- Identify future opportunities for expanding the KRT corridor west to Urbana to Champaign and provide assistance for the KRT Downtown Feasibility Study (Project/Planning)
- Support planning efforts to acquire new/additional railroad corridor to provide future KRT corridor development (Facilities)
- Identify and fund land acquisition along the KRT corridor to provide more access/support areas for future KRT development (Project/Planning)
- Finalize traffic engineering analysis for proposed shared use park road for auto/bicycle/pedestrian access for CLP (Project/Planning)
- Complete ITEP Park Street Trail Project construction (Project/Planning)
- Promote and develop other high priority trail connections at the UPD (Project/Planning)



## Human Resources

**Objective:** *Provide a comprehensive wage and benefit package for all UPD employees, promote staff development opportunities to include performance training, employee safety and wellness programs, continuing education, and appropriate certifications for our workforce.*

- Staff Development/Training for P&O staff
  - Continue Playground Safety Inspector Certification (Construction)
  - Encourage and support the professional development of all aquatics department staff through leadership and training (Aquatics)
  - Have all grounds staff receive full-day chainsaw training from Jay Hayek, faculty member in the Department of Natural Resources and Environmental Sciences at the University of Illinois Urbana-Champaign (Grounds)
  - Have all grounds staff receive training in young tree pruning (Grounds)
- Continue providing required safety equipment for staff needs (Facilities)
- Initiate a staff Adopt-A-Tree program, where each P&O staff person can choose a tree to be planted in any of our parks – species and location to be chosen with the help of Grounds Maintenance Supervisor (Grounds)
- Continue to improve the safety manual/trainings for all UPD employees (Construction)

## RECREATION STRATEGIC INITIATIVES

### 2019-2020 Fiscal Year

The Recreation Department Strategic Initiatives are created by the Superintendent of Recreation and the leaders of the park district's core recreational programming areas. Where an initiative is more heavily focused in a specific core area, you will see that/those area(s) listed in parentheses (e.g. Aquatics, Athletics, Community, Environmental, and Outreach & Wellness).

#### **Planning for Parks & Recreation**

**Objective:** *Meet the community's priorities for value and environmental emphasis by acquiring, maintaining, improving and providing safe, high quality parks, recreation facilities and programs.*

- Find new ways of getting people involved with the Urbana Indoor Aquatic Center and Crystal Lake Park Family Aquatic Center (Aquatics)
- Assist with outdoor planning and changes at Blair Park (Athletics)
- Continue to seek additional outdoor users for all baseball, softball, and soccer fields (Athletics)
- Assist with the management plan development and redesign of Crystal Lake Park
- Assist with planning process for the Lake House design plan
- Design and develop interpretive plans and materials for the district's parks and facilities (Environmental)
  - Saline Branch Stream Corridor; Wildlife Habitat Garden interpretive and web based information; Take a Walk exhibit; interpretive design, fabrication and installation of the Meadowbrook Park sculpture garden gateways; wayfinding and interpretive signage for the Crystal Lake project
  - Seek information and install a tourist sign on interstate 74 for the Anita Purves Nature Center and Busey Woods
  - Utilize new technology, such as QR codes and language translations apps, in at least three new or updated Anita Purves Nature Center interpretation projects in order to allow visitors to receive interpretive information as well as additional and in-depth information in various means to reach underserved and diverse audiences
- Assist with park planning processes and management of district natural areas as needed (Environmental)
  - Evaluation of, and additions to, the Friendship Grove Nature Playscape
  - Assist with the management plan development and redesign of Crystal Lake Park and Lake Project
- Celebrate the district's environmental community involvement by planning an Anita Purves Nature Center 40<sup>th</sup> anniversary event by completing the year's planned activities (Environmental)
- Explore and implement more free/low-cost outdoor fitness opportunities to promote UPD parks and reach underserved populations
- Continue to grow Play Days in the Park events in various neighborhood parks to better engage with underrepresented areas
- Assist with continued planning and development of new indoor and outdoor athletic and wellness space (Athletics and Wellness)

#### **Facilities/Health & Wellness**

**Objective:** *Deliver a balanced system of high quality parks, facilities, and programs by adopting and applying value-driven standards.*

- Research and analyze our prices with area competitors for the same services (Aquatics)
- Maintain consistent communication with Starfish Aquatics Institute and other certifying agencies (Aquatics)

- Pursue additional gym rental groups for utilization of weekday daytime hours (Athletics)
- Reach out to preschools/senior groups about prospective daytime open gym or programs (Athletics)
- Create a color pamphlet to promote room rentals and birthday parties at the updated Phillips Recreation Center
- Provide and advertise online environmental reservation requests and increase program requests by 5% (Environmental)
- Deliver a more user-friendly platform so people can find park district programs easily
  - Complete a website graphics refresh (Marketing)
  - Make our website mobile device friendly (Marketing)
- Pursue additional rental groups for Brookens Gym and Phillips Recreation Center rental rooms (Outreach & Wellness)
- Assist with planning and implementation of Phillips Recreation Center open houses to increase exposure and awareness to underserved populations (Outreach & Wellness)
- Plan and implement nutrition and cooking programs to utilize Phillips Recreation Center kitchen space (Outreach & Wellness)
- Create a video series featuring patrons and employees that can personally attest to “You Belong Here” (Marketing)
- Create at least five, stand-alone features 2-3 minutes in length – share on YouTube and spread on social media (Marketing)
- Have “You Belong Here” spoken in several different languages and share that on various media (Marketing)
- Create “You Belong Here” handouts for community outreach events (Marketing)

### Core Services

**Objective:** Define and deliver levels of core park and recreation programs and services to meet the needs of a diverse community.

*In 2007, it was established—through community input—that the Core program areas to focus on include:*

- |   |  |
|---|--|
| • Aquatics                                    | • Outreach and Wellness                  |
| • Community Special Events                    | • Visual and Performing Arts             |
| • Campaign Urbana Special Recreation (CUSR)   | • Volunteer and Partnership Coordination |
| • Environmental Stewardship                   | • Youth and Teen Development             |
| • Facility Coordination                       | • Youth Sports                           |
| • Communications/Public Information           | • Age-Friendly Programming               |
| • “You Belong Here” – Underrepresented Groups |  |
- 
- Look at existing and future events that could take place at both aquatic facilities (Aquatics)
    - Teeny Tiny Beach Party
    - Movies at the Pool
    - Mermaid Swim Party
    - Parents Nights Out
  - Evaluate and develop aquatics programming, along with building onto the current successful areas of the program (Aquatics)
    - Swim lessons
    - Jr. Lifeguard program
    - CPR/First Aid classes
    - Holiday camps

- Stroke Clinics
- Develop and implement year round swim team in Urbana (Aquatics)
- Provide youth athletics programs that emphasize sportsmanship, teamwork, and fun (Athletics)
- Seek new programming opportunities such as Flag Football and Ultimate Frisbee (Athletics)
- Develop and promote one-day or weekend tournaments for various adult sports – softball, dodgeball, tennis, basketball, pickleball (Athletics)
- Develop a summer high school basketball league (Athletics)
- Expand offerings for popular programs such as archery (Athletics)
- Support and assist Play Days in the Park, Park Mobile Days, and LNAC events (Athletics)
- Provide quality and innovative programs (Community)
  - Continue to work with faculty at the University of Illinois and the Center on Health, Aging and Disability to begin to offer new age-friendly programs and resources for active adults
  - Explore partnership opportunities with Canaan Academy to engage under-represented youth through innovative and enriching STEAM programming
  - Increase youth arts programming by participating in all Play Days in the Park and creating art pieces to be displayed at certain parks
  - Create a community open house program to introduce our offerings to the public
  - Maintain an Arts and Culture Matrix Team to focus on that program area as well as sculptures, parks, and partnerships
  - Investigate partnership and program opportunities with local 4-H Extension office
  - Increase youth and adult dance offerings, focusing on cultural and social dance
  - Work with Clark-Lindsey and OLLI to create golf cart sculpture tours at Wandell Sculpture Garden
  - Develop an age-friendly series of technology education classes
  - Use Clark-Lindsey’s wheelchair-transport bike for accessible age-friendly programming at Meadowbrook Park
  - Upon completion of Phillips kitchen renovation, begin implementing youth and age-friendly culinary programs with the Outreach and Wellness division
  - Add, at minimum, two new young adult events/programs per season
  - Add one “new parenting” class, possibly with a new local health partner
  - Offer three or more classes/events that involve the use of the demo kitchen per season
  - Work with the Environmental Education Coordinator to manage an Urbana Park District Teen Advisory Committee
  - Create a bike rodeo for children to showcase the KRT soon after the 2019 school year begins
  - Host “First Job Search” classes with the Environmental Education Coordinator to promote jobs with the district and support our local teens, possibly with SPLASH at the High School
  - Work with Environmental Education Coordinator to increase LGBTQ-targeted programming
- Increase age-friendly electronic engagement with the district by activating our Senior Club Facebook page and getting more active adults to move from paper newsletters to our e-mail Lifelong Leisure newsletter
- Improve office efficiency and customer service procedures
  - Create a comprehensive and consistent training manual for all rental staff
  - Create an in-house method for customers to register online with our assistance
  - Increase our use of the ActiveNet messaging features for cancellations/closures/emergency communication

- Create a new way to digitize and simplify camp registrations and important camper documents
- Address the barriers of funding and transportation, through a local business sponsorship program, to serve environmental education programs to least five Urbana School District, K-12 classrooms (Environmental)
- Offer three citizen science services to area classrooms that provide training and data collection in a knowledge and skill-gaining platform (Environmental)
- Initiate a teen advisory board that facilitates a community for and by teens utilizing teens in the CIT, JC, and SPLASH programs – the board will propose and support at least two events or programs per semester by collaborating with internal and external partners (Environmental)
- Leverage community partnerships to reinstate the C-U Outdoors Club, a community group for parents and children who value outdoor recreation and market and plan environmental programs with this group in mind (Environmental)
- Increase guest interviews in WDWS radio's Penny for Your Thoughts and morning show (Marketing)
- Get at least one feature story on Illinois Public Media (WILL Radio) (Marketing)
- Increase our variety of experts on WCIA-TV's morning show and cILiving program to share park district programs and opportunities (Marketing)
- Continue to produce Mark in the Park on UPTV promoting UPD in general and individual programs/events in particular (Marketing)
- Share Mark in the Park to a wider audience via social media (Marketing)
- Increase Facebook, Twitter, Instagram and Pinterest followers (Marketing)
- Strategically pay to boost posts (Marketing)
- Make sure social media is refreshed at least every other day to push new material that engages our followers – this includes scheduled posts over the weekend (Marketing)
- Develop crisis messaging for various emergencies and disasters (Marketing)
  - Come up with a communications plan for different scenarios (Marketing)
  - Have messaging complete by the end of 2019 – start sharing/training emergency messaging and strategies with key stakeholders in 2020 (Marketing)
- Host public fitness/wellness seminars to increase knowledge & ownership of the eight dimensions of total wellness (Outreach & Wellness)
- Plan and implement new neighborhood-based programming utilizing Carle P.A.R.K. (Parks and Rec Kar) (Outreach & Wellness)
- Continue to dedicate staff to serve on Parks & Diversity Working Group (Outreach & Wellness)
- Collaborate with community leaders to create a UPD steering committee comprised of representatives from target neighborhoods and/or populations (Outreach & Wellness)
- Develop and implement feedback tool to continue assessing the wants and needs of underserved populations (Outreach & Wellness)
- Plan & implement a New Year/Holiday Outreach & Wellness campaign (Outreach & Wellness)
- Expand current translation offerings to include French (Outreach & Wellness)
- Develop new sections to Outreach & Wellness staff newsletter on continuing education, exercise form, and equipment usage (Outreach & Wellness)
- Work with Champaign-Urbana Special Recreation to host more of their programming at Urbana Park District facilities and parks (Outreach & Wellness)
- Develop and promote a new Environmental Programs Volunteer position description; recruit and train at least one new volunteer to assist with exhibits and programming at the nature center, nature playscape, and/or district natural areas (Environmental)

## Connection

**Objective:** Leverage well-defined and equitable partnerships to improve overall district pathways and connections by maximizing district resources.

- Assist as needed in all Urbana School District/Urbana Park District contract negotiations for the Urbana Indoor Aquatic Center (Aquatics)
- Provide Urbana School District with assistance in 3<sup>rd</sup> Grade Swim Lessons, Urbana Middle School PE classes, Urbana High School PE classes, Boys and Girls Swim Team, and Boys and Girls Track Team (Aquatics)
- Work with league representatives (Masters swim team, HEAT swim team, etc.) (Aquatics)
- Maintain relationships with The City of Urbana, The Urbana School District, Carle Therapy Services, The University of Illinois (Illinois Law School), U of I Club Baseball, U of I Club Softball, Recreation, Sports, and Tourism Department, Judah Christian School, Rantoul Recreation Department, Mahomet Recreation Department, Midwest Showcase Baseball, Tom Jones Little League, Kiwanis Little League, C-U Youth Football League, Champaign County Sports Commission, Champaign County, United Soccer Federation of Central Illinois, Standard High Volleyball Club, Champaign-Urbana Church Sports League, American Legion, Champaign County YMCA, Urbana Police Department, Public Safety League, Champaign School District, Circle Academy (Cunningham Children's Home), CFC, IBO, IBEW, Law School Softball, Elks Club of Champaign County, Neighborhood Connections, LNAC, and HOUSE (Athletics)
- Continue to dedicate staff to serve on Kickapoo Rail Trail programming and marketing committee to increase utilization and awareness of the trail with the public (Outreach & Wellness)
- Coordinate and implement bicycle safety, education, and awareness events with certified bicycle safety experts, organizations, and committees at community events and SPLASH after-school sites (Outreach & Wellness)
- Promote bicycling in UPD parks, Green Loop, and Kickapoo Rail Trail with the inclusion of Community Bikes Activities page in leisure guide (Outreach & Wellness)
- Work with UPD Planning & Operations staff to develop and distribute a "safe routes" map for Kickapoo Rail Trail access and Green Loop navigation (Outreach & Wellness)
- Increase the number of partnerships with local groups interested in renting building space
- Support collaborations with USD #116 to provide selected school based programs (Athletics)
- Work with community tourism advocacy groups to help promote and develop opportunities in Urbana (Athletics)
- Provide discounted daytime gym space to Neighborhood Connections and work on collaborations for other events (Athletics)

## Human Resources

**Objective:** Provide a comprehensive wage and benefit package for all UPD employees, promote staff development opportunities to include performance training, employee safety and wellness programs, continuing education, and appropriate certifications for our workforce.

- Evaluate staffing levels and adjust accordingly, including the new Aquatic Program Coordinator (Aquatics)
- Train and support the new positions within Aquatics, encouraging them to evaluate programming (Aquatics)
- Train staff according to the standards the Customer Service Matrix Team has put in place (Aquatics)

- Utilize the secret shopper program as a training tool to the highest potential
- Create an onboarding packet for new SPLASH hires and one applicable to volunteers, explaining programs and expectations
- Continue to foster relationships with Summer Youth Employment, Care4U, and Urbana High School to expand and diversify part-time workforce (Outreach & Wellness)

This page is intentionally left blank



**STAFF INVENTORY  
BUDGETED**

<b>POSITION TITLE</b>	<b>2017-18</b>	<b>2018-19</b>	<b>2019-20</b>
<b>AGENCY ADMINISTRATION AND MANAGEMENT SERVICES</b>			
Accounting Assistant	2.00	2.00	2.00
Administrative Assistant	1.00	0.00	0.00
Business Manager	1.00	1.00	1.00
Development Manager	1.00	1.00	1.00
Executive Director	1.00	1.00	1.00
Human Resources Manager	1.00	1.00	1.00
Office Manager	1.00	1.00	1.00
<b>OPERATIONS DEPARTMENT</b>			
Aquatics/Construction Maintenance Technician	0.50	0.50	0.00
Arbor Technician	1.00	1.00	1.00
Athletic Fields Technician	1.00	1.00	1.00
Construction Maintenance Supervisor	1.00	1.00	1.00
Custodian	2.00	2.00	2.00
Equipment Technician	1.00	1.00	1.00
Facilities Maintenance Supervisor	1.00	1.00	1.00
Facilities Maintenance Technician	3.00	3.00	3.00
Grounds Maintenance Supervisor	1.00	1.00	1.00
Grounds Maintenance Technician	3.00	3.00	3.00
Landscape Coordinator	0.00	0.00	1.00
Landscape Technician	1.00	1.00	0.00
Natural Areas Technician	1.00	1.00	1.00
Office Manager	1.00	1.00	1.00
Park Beautification Technician	1.00	1.00	1.00
Planning Assistant	1.00	0.00	0.00
Park Planner	0.00	1.00	1.00
Project Manager	1.00	1.00	1.00
Superintendent of Planning & Operations	1.00	1.00	1.00
<b>RECREATION DEPARTMENT</b>			
<b>ADMINISTRATION</b>			
Graphic Designer	1.00	1.00	1.00
Office Manager	1.00	1.00	1.00
Office Services Specialist	2.00	2.00	2.00
Public Information Manager	1.00	1.00	1.00
Superintendent of Recreation	1.00	1.00	1.00

**STAFF INVENTORY  
BUDGETED**

<b>POSITION TITLE</b>	<b>2017-18</b>	<b>2018-19</b>	<b>2019-20</b>
<b>RECREATION PROGRAMS</b>			
Aquatics Coordinator	0.00	0.00	1.00
Atheltics & Wellness Manager	1.00	0.00	0.00
Athletics Coordinator	1.00	1.00	1.00
Athletics Supervisor	1.00	1.00	1.00
Community Program Coordinator	1.00	1.00	1.00
Community Program Manager	1.00	1.00	1.00
Fitness and Wellness Coordinator	1.00	0.00	0.00
Outreach & Wellness Manager	0.00	1.00	1.00
Outreach & Wellness Coordinator	0.00	1.00	1.00
Swim Pro	0.00	0.00	1.00
<b>ENVIRONMENTAL PROGRAMS</b>			
Environmental Education Coordinator	1.00	1.00	1.00
Environmental Office Assistant	0.50	0.50	0.50
Environmental Office Manager	1.00	1.00	1.00
Environmental Program Manager	1.00	1.00	1.00
Environmental Public Program Coordinator	1.00	1.00	1.00
<b>TOTAL</b>	<b>46.0</b>	<b>45.0</b>	<b>46.5</b>

**PART TIME AND SEASONAL EMPLOYEES**

<b>POSITION TITLE</b>	<b>2017-18</b>	<b>2018-19</b>	<b>2019-20</b>
Intermittent and Seasonal Staff	373	350	383

**JOINT PROGRAM STAFF**

<b>FULL-TIME STAFF</b>	<b>2017-18</b>	<b>2018-19</b>	<b>2019-20</b>
C-U Special Recreation	5.00	5.00	5.00
USD/UPD Aquatics Center	4.50	4.50	4.00

## DESCRIPTION OF FUNDS

The accounts of the District are organized on the basis of funds, each of which is considered a separate accounting entity. District resources are allocated to and accounted for in individual funds based upon the purposes for which they are to be spent and the means by which spending activities are controlled.

### **GENERAL FUND - 01**

The General Fund is the general operating fund of the District. It is used to account for administrative and park operating expenses.

### **RECREATION FUND - 05**

The Recreation Fund is used by the District to account for the financial transactions of a variety of recreational activities and facilities.

### **MUSEUM FUND - 09**

The Museum Fund is used to improve, maintain, and operate the Anita Purves Nature Center including environmental education and recreation activities; and to support other unique areas concentrating in natural restoration throughout the District.

### **URBANA INDOOR AQUATICS CENTER FUND - 16**

The Fund is used to account for all revenues and expenses related to the operation of the Urbana Indoor Aquatics Center as outlined in the intergovernmental agreement between the Urbana School District and the Urbana Park District.

### **IMRF (RETIREMENT) FUND - 20**

The Retirement Fund is used to account for Illinois Municipal Retirement Fund contributions by both the District and its employees.

### **AUDIT FUND - 21**

The Audit Fund is used to provide funds to pay for the annual audit of the District's financial statements.

### **LIABILITY INSURANCE FUND - 22**

The Liability Insurance Fund is used to provide funds to pay for insurance and risk management.

### **SOCIAL SECURITY FUND - 23**

The Social Security Fund is used to account for the Social Security (FICA) contributions of the District.

### **SPECIAL RECREATION FUND - 30**

The Special Recreation Fund accounts for the transfers of property tax from Urbana Park District to Champaign Park District for the operation of the Champaign and Urbana Park Districts' Special Recreation Program.

**POLICE FUND - 32**

The Police Fund is used to account for the Police Tax levied for police services contracted through the City of Urbana.

**PARK HOUSE FUND - 43**

The fund is used to account for the revenues and expenses of a house currently used as rental property.

**SCHOLARSHIP FUND - 50**

The Scholarship Fund is used to account for donations and fundraising for recreation program scholarships.

**MEADOWBROOK PARK FUND - 51**

The Meadowbrook Park Fund is used for donations made for improvements to and maintenance of Meadowbrook Park.

**ENGLISH INDOOR POOL FUND - 52**

The Fund is used to account for a bequest from Mary Alice English to the Park District to support our partnership with the Urbana School District to operate the Urbana Indoor Aquatics Center.

**HALL SCULPTURE FUND - 53**

The fund, named to honor retired Executive Director Robin Hall, is used to receive donations towards the purchase of sculpture.

**CORPORATE PERSONAL PROPERTY REPLACEMENT TAX FUND (CPPRT) - 60**

The Fund is used to account for corporate personal property tax sharing by the Illinois Department of Revenue.

**WORKING CASH FUND – 61**

The Working Cash Fund was created to have sufficient funds to meet ordinary and necessary operating costs. A working cash tax was levied for four years ending in 1979 to appropriate money for this fund. A revolving fund, Working cash loans are restricted to loans to the General Fund and are repaid each year by the General Fund from the first receipt of property taxes.

**BOND PRINCIPAL& INTEREST (DEBT SERVICE) FUND - 70**

The Debt Service Fund is used to account for the retirement of general obligation bonds, two alternate revenue bonds, and payment of interest thereon.

**CAPITAL IMPROVEMENT FUND - 80**

The Capital Improvement Fund accounts for purchases of property, equipment, and park improvements from proceeds of bond issues. Additionally there are grants, donations and transfers from other District funds received and spent in the Capital Improvement Fund.

**LAND ACQUISITION FUND - 81**

The Land Acquisition Fund, newly established in Fiscal Year 2010-2011, is one source of funds designated by the Board of Commissioners for the purchase of developed or undeveloped real estate to enlarge park land should opportunities arise.

**CRYSTAL LAKE POOL RENEWAL FUND - 82**

The Crystal Lake Pool Renewal Fund is used to receive a budgeted transfer-in from the operations of the Family Aquatic Center in Crystal Lake Park. Monies transferred to Fund 911 accumulate year to year and will be used as one source of revenue for capital improvements made in future years to the newly constructed outdoor pool in Crystal Lake Park.

**PERKINS ROAD PARK SITE FUND - 83**

The Perkins Road Park Site Fund is used for donations made for improvements to and maintenance of the Perkins Road Park Site.

**PROPERTY TAX RATES FOR URBANA RESIDENTS**

<b>YEAR COLLECTED</b>	<b>2008</b>	<b>2009</b>	<b>2010</b>	<b>2011</b>	<b>2012</b>	<b>2013</b>
GENERAL COUNTY	.7389	.7426	.7487	.7688	.7841	.8138
FOREST PRESERVE DISTRICT	.0779	.0783	.0790	.0817	.0843	.0880
CUNNINGHAM TOWNSHIP	.1917	.1875	.1885	.1942	.2030	.2164
CORPORATE (URBANA)	1.2942	1.2942	1.2942	1.2942	1.3190	1.3550
U-C SANITARY	.0000	.0000	.0000	.0000	.0000	.0000
PUBLIC HEALTH	.1049	.1052	.1071	.1075	.1102	.1163
URBANA PARK DISTRICT	.6961	.6962	.8354	.8586	.9526	1.0115
MASS TRANSIT DISTRICT	.2544	.2575	.2619	.2725	.2831	.2966
UNIT #116 SCHOOL DISTRICT	4.2880	4.3507	4.3178	4.4083	4.5983	4.9537
COMMUNITY COLLEGE #505	.4688	.5115	.5082	.5064	.5120	.5191
<b>TOTAL</b>	<b>8.1149</b>	<b>8.2237</b>	<b>8.3408</b>	<b>8.4922</b>	<b>8.8466</b>	<b>9.3704</b>
<b>YEAR COLLECTED</b>	<b>2014</b>	<b>2015</b>	<b>2016</b>	<b>2017</b>	<b>2018</b>	<b>2019</b>
GENERAL COUNTY	.8511	.8636	.8672	.8458	.8481	.8157
FOREST PRESERVE DISTRICT	.0931	.0944	.0947	.0923	.0925	.0927
CUNNINGHAM TOWNSHIP	.2472	.2488	.2154	.2064	.2020	.2030
CORPORATE (URBANA)	1.3550	1.3462	1.3550	1.3550	1.3550	1.3499
U-C SANITARY	.0000	.0000	.0000	.0000	.0000	.0000
PUBLIC HEALTH	.1259	.1290	.1307	.1267	.1276	.1040
URBANA PARK DISTRICT	1.1816	1.2013	1.2214	1.2106	1.2255	1.2283
MASS TRANSIT DISTRICT	.3198	.3282	.3332	.3235	.3274	.3313
UNIT #116 SCHOOL DISTRICT	5.7630	5.8637	5.9828	5.9249	5.9684	5.6722
COMMUNITY COLLEGE #505	.5253	.5259	.5460	.5436	.5411	.5339
<b>TOTAL</b>	<b>10.4620</b>	<b>10.6011</b>	<b>10.7464</b>	<b>10.6288</b>	<b>10.6876</b>	<b>10.3310</b>

**PROPERTY TAXES PAID BY  
URBANA RESIDENTS FOR VARIOUS PRICED PROPERTY**

**\$90,000 HOME**

<b>YEAR COLLECTED</b>	<b>2006</b>	<b>2007</b>	<b>2008</b>	<b>2009</b>	<b>2010</b>	<b>2011</b>	<b>2012</b>
TOTAL TAX BILL	\$ 2,476.59	\$ 2,462.76	\$ 2,434.47	\$ 2,467.11	\$ 2,502.24	\$ 2,547.66	\$ 2,653.98
UPD SHARE	216.54	211.98	208.83	208.86	250.62	257.58	285.78

<b>YEAR COLLECTED</b>	<b>2013</b>	<b>2014</b>	<b>2015</b>	<b>2016</b>	<b>2017</b>	<b>2018</b>	<b>2019</b>
TOTAL TAX BILL	\$ 2,811.12	\$ 3,138.60	\$ 3,180.33	\$ 3,223.92	\$ 3,188.64	\$ 3,206.28	\$ 3,099.30
UPD SHARE	303.45	354.48	360.39	366.42	363.18	367.65	368.49

**\$120,000 HOME**

<b>YEAR COLLECTED</b>	<b>2006</b>	<b>2007</b>	<b>2008</b>	<b>2009</b>	<b>2010</b>	<b>2011</b>	<b>2012</b>
TOTAL TAX BILL	\$ 3,302.12	\$ 3,283.68	\$ 3,245.96	\$ 3,289.48	\$ 3,336.32	\$ 3,396.88	\$ 3,538.64
UPD SHARE	288.72	282.64	278.44	278.48	334.16	343.44	381.04

<b>YEAR COLLECTED</b>	<b>2013</b>	<b>2014</b>	<b>2015</b>	<b>2016</b>	<b>2017</b>	<b>2018</b>	<b>2019</b>
TOTAL TAX BILL	\$ 3,748.16	\$ 4,184.80	\$ 4,240.44	\$ 4,298.56	\$ 4,251.52	\$ 4,275.04	\$ 4,132.40
UPD SHARE	404.60	472.64	480.52	488.56	484.24	490.20	491.32

**\$150,000 HOME**

<b>YEAR COLLECTED</b>	<b>2006</b>	<b>2007</b>	<b>2008</b>	<b>2009</b>	<b>2010</b>	<b>2011</b>	<b>2012</b>
TOTAL TAX BILL	\$ 4,127.65	\$ 4,104.60	\$ 4,057.45	\$ 4,111.85	\$ 4,170.40	\$ 4,246.10	\$ 4,423.30
UPD SHARE	360.90	353.30	348.05	348.10	417.70	429.30	476.30

<b>YEAR COLLECTED</b>	<b>2013</b>	<b>2014</b>	<b>2015</b>	<b>2016</b>	<b>2017</b>	<b>2018</b>	<b>2019</b>
TOTAL TAX BILL	\$ 4,685.20	\$ 5,231.00	\$ 5,300.55	\$ 5,373.20	\$ 5,314.40	\$ 5,343.80	\$ 5,165.50
UPD SHARE	505.75	590.80	600.65	610.70	605.30	612.75	614.15

**\$300,000 HOME**

<b>YEAR COLLECTED</b>	<b>2006</b>	<b>2007</b>	<b>2008</b>	<b>2009</b>	<b>2010</b>	<b>2011</b>	<b>2012</b>
TOTAL TAX BILL	\$ 8,255.30	\$ 8,209.20	\$ 8,114.90	\$ 8,223.70	\$ 8,340.80	\$ 8,492.20	\$ 8,846.60
UPD SHARE	721.80	706.60	696.10	696.20	835.40	858.60	952.60

<b>YEAR COLLECTED</b>	<b>2013</b>	<b>2014</b>	<b>2015</b>	<b>2016</b>	<b>2017</b>	<b>2018</b>	<b>2019</b>
TOTAL TAX BILL	\$ 9,370.40	\$ 10,462.00	\$ 10,601.10	\$ 10,746.40	\$ 10,628.80	\$ 10,687.60	\$ 10,331.00
UPD SHARE	1,011.50	1,181.60	1,201.30	1,221.40	1,210.60	1,225.50	1,228.30

\*THE HOMESTEAD EXEMPTION CAN LOWER A HOMEOWNER'S PROPERTY ASSESSMENT. PRIOR TO 2005 THE AMOUNT WAS \$3,500. IN 2005 THE HOMESTEAD EXEMPTION WAS CHANGED TO \$5,000. FOR TAXES PAID IN 2009 THE HOMESTEAD EXEMPTION INCREASED TO \$5,500 AND IN 2010 IT INCREASED TO \$6,000.

**TAX RATES AVAILABLE TO PARK DISTRICTS IN ILLINOIS**

<b>TAX</b>	<b>RATE PER \$100 A.V.</b>	<b>DOES UPD LEVY</b>
	<b>IN CENTS</b>	
AIRPORT	7.50	NO
AUDIT	0.50	YES
CORPORATE (GENERAL)	10.00	YES
CORPORATE (ADDITIONAL)	25.00	YES
CONSERVATORY	5.00	NO
MUSEUM	7.00	YES
MUSEUM (ADDITIONAL)	8.00	YES
PAVING AND LIGHTING	0.50	NO
PENSIONS (IMRF)	NO LIMIT	YES
POLICE	2.50	YES, LEVIED .10¢ OF THIS RATE
PUBLIC BENEFIT	2.50	NO
RECREATION	7.50	YES
RECREATION (INCREASE)	4.50	YES
RECREATION (ADDITIONAL)	25.00	YES
REC FOR HANDICAPPED	4.00	YES
SOCIAL SECURITY	NO LIMIT	YES
LIABILITY	NO LIMIT	YES
WORKING CASH	2.50	NO LONGER LEVIED AFTER 1979

<b>TAX</b>	<b>BONDED INDEBTEDNESS</b>	<b>DOES UPD LEVY</b>
BONDS*	0.575% OF A.V.	YES
BONDS	2.875% OF A.V.	NO
BONDS	5.750% OF A.V.	NO

**\*PROPERTY TAX EXTENSION LIMITATION LAW (PTELL)  
RESTRICTIONS ON EXTENSIONS**

The Property Tax Code requires the governing body of a taxing district to submit any new rate to the voters before levying for it. This section also prohibits a taxing district from increasing its maximum rate without voter approval, even if the district is authorized by a law other than PTELL to increase its maximum rate without referendum.



**URBANA PARK DISTRICT**  
**ESTIMATED TAX DOLLARS TO BE RECEIVED**  
**IN 2019**

<b>FUND</b>	<b>GROSS EXTENSION</b>
GENERAL	2,054,290
RECREATION	2,171,680
MUSEUM	880,410
LIABILITY	450,770
AUDIT	29,350
IMRF	279,970
SOCIAL SECURITY	260,010
*SPECIAL RECREATION	234,780
POLICE	5,870
BOND	842,260
<b>TOTAL</b>	<b>7,209,390</b>

CORPORATE PERSONAL PROPERTY REPLACEMENT  
TAX DOLLARS ESTIMATE: \$120,000

TOTAL TAX DOLLARS TO BE RECEIVED:	
PROPERTY TAXES	\$7,209,390
CPPRT TAXES	<u>120,000</u>
TOTAL	<u>\$7,329,390</u>

- \* The Champaign-Urbana Special Recreation District is a joint city district funded by Special Recreation tax dollars levied by both cities. These tax dollars are combined to operate the program from the Hayes Recreation Center in Champaign.

**URBANA PARK DISTRICT TAX RATES**

<b>YEAR COLLECTED</b>	<b>2000</b>	<b>2001</b>	<b>2002</b>	<b>2003</b>	<b>2004</b>
GENERAL	.2500	.2500	.2500	.2500	.2500
RECREATION	.1200	.1200	.1200	.1200	.1200
MUSEUM	.0700	.0700	.0700	.0700	.0700
LIABILITY	.0580	.0550	.0530	.0537	.0398
AUDIT	.0020	.0013	.0015	.0014	.0013
I.M.R.F.	.0251	.0146	.0149	.0172	.0470
BONDS	.2236	.2132	.2024	.1903	.1760
SPECIAL RECREATION	.0227	.0225	.0225	.0225	.0225
SOCIAL SECURITY	.0408	.0494	.0596	.0516	.0255
POLICE	.0000	.0000	.0000	.0000	.0013
<b>TOTAL</b>	<b>.8122</b>	<b>.7960</b>	<b>.7939</b>	<b>.7767</b>	<b>.7534</b>

<b>YEAR COLLECTED</b>	<b>2005</b>	<b>2006</b>	<b>2007</b>	<b>2008</b>	<b>2009</b>
GENERAL	.2500	.2468	.2500	.2494	.2722
RECREATION	.1200	.0997	.1075	.1039	.0975
MUSEUM	.0650	.0530	.0580	.0545	.0524
LIABILITY	.0500	.0619	.0465	.0476	.0402
AUDIT	.0011	.0017	.0039	.0024	.0031
I.M.R.F.	.0448	.0344	.0292	.0324	.0399
BONDS	.1581	.1495	.1382	.1283	.1212
SPECIAL RECREATION	.0400	.0400	.0400	.0400	.0400
SOCIAL SECURITY	.0172	.0313	.0311	.0356	.0288
POLICE	.0001	.0035	.0022	.0020	.0009
<b>TOTAL</b>	<b>.7463</b>	<b>.7218</b>	<b>.7066</b>	<b>.6961</b>	<b>.6962</b>

## URBANA PARK DISTRICT TAX RATES

<b>YEAR COLLECTED</b>	<b>2010</b>	<b>2011</b>	<b>2012</b>	<b>2013</b>	<b>2014</b>
GENERAL	.3500	.3500	.3500	.3500	.3500
RECREATION	.1493	.1585	.2409	.3060	.3700
MUSEUM	.0692	.0710	.0671	.0510	.1088
LIABILITY	.0358	.0467	.0477	.0431	.0467
AUDIT	.0040	.0018	.0026	.0043	.0050
I.M.R.F.	.0383	.0392	.0438	.0431	.0499
BONDS	.1176	.1203	.1248	.1325	.1633
SPECIAL RECREATION	.0400	.0400	.0400	.0400	.0400
SOCIAL SECURITY	.0307	.0306	.0352	.0389	.0449
POLICE	.0005	.0005	.0005	.0026	.0030
<b>TOTAL</b>	<b>.8354</b>	<b>.8586</b>	<b>.9526</b>	<b>1.0115</b>	<b>1.1816</b>

<b>YEAR COLLECTED</b>	<b>2015</b>	<b>2016</b>	<b>2017</b>	<b>2018</b>	<b>2019</b>
GENERAL	.3500	.3500	.3500	.3500	.3500
RECREATION	.3700	.3700	.3700	.3700	.3700
MUSEUM	.1500	.1327	.1328	.1500	.1500
LIABILITY	.0459	.0703	.0710	.0695	.0768
AUDIT	.0031	.0048	.0043	.0049	.0050
I.M.R.F.	.0474	.0532	.0492	.0490	.0477
BONDS	.1503	.1514	.1460	.1456	.1435
SPECIAL RECREATION	.0400	.0400	.0400	.0400	.0400
SOCIAL SECURITY	.0427	.0475	.0455	.0454	.0443
POLICE	.0019	.0015	.0018	.0011	.0010
<b>TOTAL</b>	<b>1.2013</b>	<b>1.2214</b>	<b>1.2106</b>	<b>1.2255</b>	<b>1.2283</b>

**URBANA PARK DISTRICT  
ASSESSED VALUATIONS**

LEVY YEAR	VALUATION	\$ INCREASE (\$DECREASE)	% INCREASE (%DECREASE)
1987	186,216,267		
1988	195,582,633	9,366,366	5.03%
1989	210,860,158	15,277,525	7.81%
1990	214,385,201	3,525,043	1.67%
1991	220,524,888	6,139,687	2.86%
1992	223,021,991	2,497,103	1.13%
1993	231,901,111	8,879,120	3.98%
1994	241,347,601	9,446,490	4.08%
1995	252,799,747	11,452,146	4.75%
1996	259,893,987	7,094,240	2.80%
1997	273,774,435	13,880,448	5.34%
1998	289,855,570	16,081,135	5.87%
1999	318,929,032	29,073,462	10.03%
2000	336,342,698	17,413,666	5.46%
2001	349,136,035	12,793,337	3.80%
2002	366,035,394	16,899,359	4.84%
2003	391,725,589	25,690,195	7.02%
2004	434,852,020	43,126,431	11.01%
2005	476,821,958	41,969,938	9.65%
2006	513,967,752	37,145,794	7.79%
2007	551,551,460	37,583,708	7.31%
2008	587,980,168	36,428,708	6.60%
2009	604,148,607	16,168,439	2.75%
2010	609,577,321	5,428,714	0.90%
2011	596,472,467	(13,104,854)	(2.15%)
2012	579,907,359	(16,565,108)	(2.78%)
2013	530,692,421	(49,214,938)	(8.49%)
2014	527,150,350	(3,542,071)	(0.67%)
2015	526,156,337	(994,013)	(0.19%)
2016	549,148,055	22,991,718	4.37%
2017	561,258,112	12,110,057	2.21%
2018	586,939,773	25,681,661	4.58%

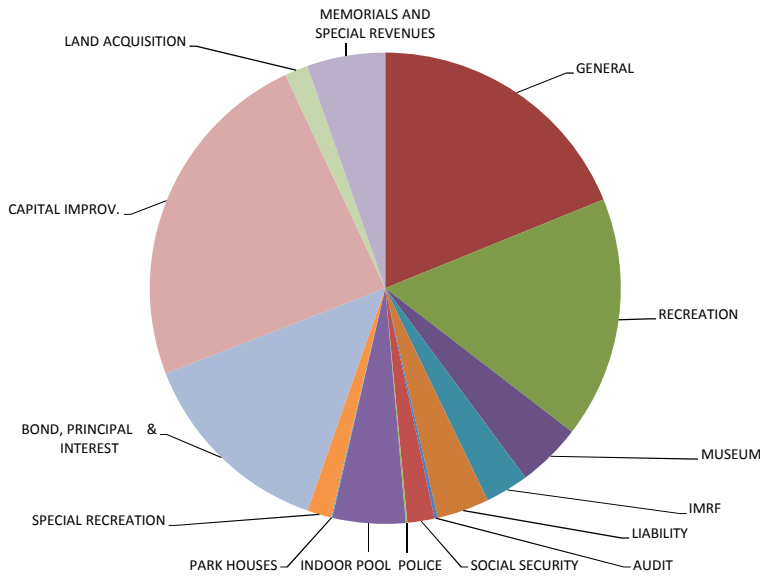
**BUDGET AND APPROPRIATION ORDINANCE INFORMATION**

	<b>UPD ORDINANCE</b>		<b>UPD ORDINANCE</b>	
	<b>#2018-06</b>		<b>#2019-05</b>	
	<b>2018-2019</b>		<b>2019-2020</b>	
	<b>As Revised</b>			
<b>EXPENDITURES BY FUND</b>				
GENERAL	4,380,230		4,631,040	
RECREATION	3,266,670		3,549,000	
MUSEUM	1,160,960		1,228,270	
*IMRF	405,000		420,000	
LIABILITY	418,500		501,770	
AUDIT	26,750		29,000	
SOCIAL SECURITY	255,000		260,000	
POLICE PROTECTION	15,000		15,000	
**INDOOR POOL	1,334,750		702,060	
PARK HOUSES	19,670		8,160	
SPECIAL RECREATION	224,660		234,930	
BOND, PRINCIPAL & INTEREST	1,916,730		1,924,190	
CAPITAL IMPROVEMENT	2,426,300		4,046,870	
LAND ACQUISITION	31,300		222,800	
MEMORIALS & SPECIAL REVENUES	991,710		955,840	
<b>TOTAL FUNDS AVAILABLE FOR EXPENDITURE</b>	<b>16,873,230</b>		<b>18,728,930</b>	
<b>ESTIMATED REVENUES</b>				
TAX MONIES	6,878,220	53.70%	7,209,390	56.05%
TIF REIMBURSEMENT	110,000	0.86%	110,000	0.86%
INTEREST	63,240	0.49%	88,670	0.69%
FEES, SALES, RENTALS	1,253,820	9.79%	1,383,880	10.76%
***DONATIONS, MISCELLANEOUS	3,567,600	27.85%	3,111,490	24.19%
GRANTS	105,140	0.82%	101,220	0.79%
REPLACEMENT TAX	120,000	0.94%	120,000	0.93%
BOND SALES - GENERAL OBLIGATION	710,000	5.54%	738,070	5.74%
<b>SUB TOTAL</b>	<b>12,808,020</b>	<b>100.00%</b>	<b>12,862,720</b>	<b>100.00%</b>
TRANSFER IN BETWEEN FUNDS	2,949,980		3,186,530	
<b>TOTAL ESTIMATED REVENUES</b>	<b>15,758,000</b>		<b>16,049,250</b>	
<b>EXPENDITURES BY CATEGORY</b>				
SALARIES - FULL-TIME	2,384,850	17.13%	2,496,540	16.06%
SALARIES - PART-TIME	1,061,870	7.63%	1,105,930	7.12%
SUPPLIES & EQUIPMENT	594,380	4.27%	591,890	3.81%
CONTRACTUAL SERVICE	2,571,570	18.47%	2,158,100	13.89%
INSURANCE & BONDS	784,930	5.64%	807,120	5.19%
*IMRF & SOCIAL SECURITY	694,500	4.99%	714,500	4.60%
UTILITIES	343,280	2.47%	361,890	2.33%
MISC., CONTINGENCY	1,816,790	13.05%	1,816,220	11.69%
CAPITAL PROJECTS	1,757,600	12.62%	3,569,670	22.97%
DEBT RETIREMENT (PRINCIPAL & INTEREST)	1,913,480	13.74%	1,920,540	12.36%
<b>SUB TOTAL</b>	<b>13,923,250</b>	<b>100.00%</b>	<b>15,542,400</b>	<b>100.00%</b>
TRANSFER OUT BETWEEN FUNDS	2,949,980		3,186,530	
<b>TOTAL EXPENDITURES</b>	<b>16,873,230</b>		<b>18,728,930</b>	
*Includes employee IMRF Contribution	130,000		130,000	
** Park/School Indoor Pool Contrib.	<u>1,155,910</u>		<u>530,920</u>	
*** Includes both contributions	1,285,910		660,920	

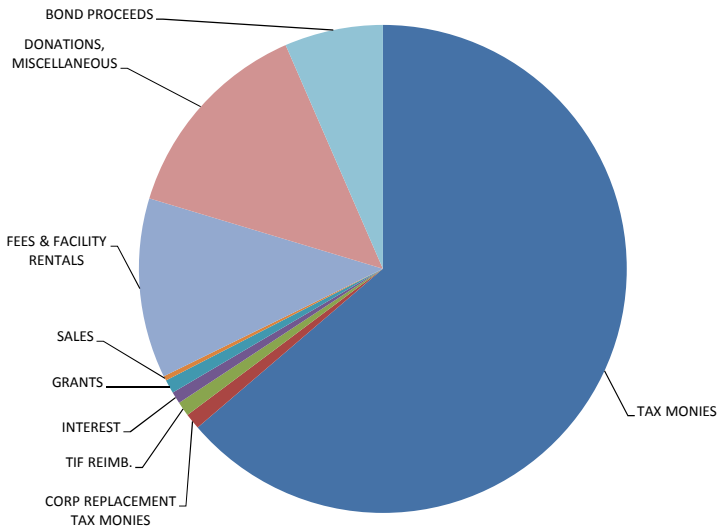
**URBANA PARK DISTRICT BUDGET SUMMARY (ALL FUNDS)**

<b>FUND EXPENDITURES</b>	<b>2018-2019</b>		<b>2019-2020</b>	
	<b>As Revised</b>			
GENERAL	2,757,310		2,636,010	
RECREATION	2,132,540		2,323,000	
MUSEUM	622,960		616,270	
*IMRF	405,000		420,000	
LIABILITY	418,500		501,770	
AUDIT	26,750		29,000	
SOCIAL SECURITY	255,000		260,000	
POLICE PROTECTION	15,000		15,000	
**INDOOR POOL	1,334,750		702,060	
PARK HOUSES	19,670		8,160	
SPECIAL RECREATION	224,660		234,930	
BOND, PRINCIPAL & INTEREST	1,916,730		1,924,190	
CAPITAL IMPROVEMENT	1,901,970		3,346,870	
LAND ACQUISITION	31,300		222,800	
MEMORIALS AND SPECIAL REVENUES	486,760		752,340	
<b>TOTAL FUND EXPENDITURES</b>	<b>12,548,900</b>		<b>13,992,400</b>	
 <b>REVENUES</b>				
TAX MONIES	6,878,220	64.68%	7,209,390	68.18%
CORPORATE REPLACEMENT TAX MONIES	120,000	1.13%	120,000	1.13%
TIF REIMBURSEMENT	110,000	1.03%	110,000	1.04%
INTEREST	63,240	0.59%	88,670	0.84%
GRANTS	105,140	0.99%	101,220	0.96%
SALES	21,060	0.20%	34,460	0.33%
FEES & FACILITY RENTALS	1,233,610	11.60%	1,349,420	12.76%
***DONATIONS, MISCELLANEOUS	2,103,430	19.78%	1,561,490	14.77%
<b>TOTAL REVENUES</b>	<b>10,634,700</b>	<b>100.00%</b>	<b>10,574,650</b>	<b>100.00%</b>
 <b>OPERATING EXPENSES</b>				
SALARIES - FULL TIME	2,384,850	27.41%	2,496,540	29.36%
SALARIES - PART TIME	1,061,870	12.20%	1,105,930	13.01%
SUPPLIES AND EQUIPMENT	594,370	6.83%	591,890	6.96%
CONTRACTUAL SERVICES	2,575,170	29.59%	2,158,100	25.38%
INSURANCE	784,930	9.02%	807,120	9.49%
IMRF PAYMENTS	420,000	4.83%	435,000	5.12%
FICA PAYMENTS	274,500	3.15%	279,500	3.29%
UTILITIES	343,280	3.94%	361,890	4.26%
MISCELLANEOUS	263,180	3.02%	266,220	3.13%
<b>TOTAL OPERATING EXPENSES</b>	<b>8,702,150</b>	<b>100.00%</b>	<b>8,502,190</b>	<b>100.00%</b>
 CAPITAL OUTLAY	1,933,270		3,569,670	
DEBT PAYMENT PRINCIPAL AND INTEREST	1,913,480		1,920,540	
<b>TOTAL EXPENDITURES</b>	<b>12,548,900</b>		<b>13,992,400</b>	
 <b>EXCESS (DEFICIT) REV OVER EXP</b>	<b>(1,914,200)</b>		<b>(3,417,750)</b>	
 TRANSFER IN BETWEEN FUNDS	2,949,980		3,186,530	
TRANSFER OUT BETWEEN FUNDS	(2,949,980)		(3,186,530)	
 BOND PROCEEDS	710,000		738,070	
<b>TOTAL OTHER SOURCES (USES)</b>	<b>710,000</b>		<b>738,070</b>	
 <b>NET CHANGE IN FUND BALANCE</b>	<b>(1,204,200)</b>		<b>(2,679,680)</b>	
 <b>FUND BALANCE BEGINNING OF YEAR</b>	<b>7,111,740</b>		<b>5,907,540</b>	
<b>FUND BALANCE END OF YEAR</b>	<b>5,907,540</b>		<b>3,227,860</b>	
<b>PRELIMINARY, UNAUDITED</b>				
 *Includes employee IMRF Contribution	130,000		130,000	
** Park/School Indoor Pool Contrib.	<u>1,155,910</u>		<u>530,920</u>	
*** Includes both contributions	1,285,910		660,920	

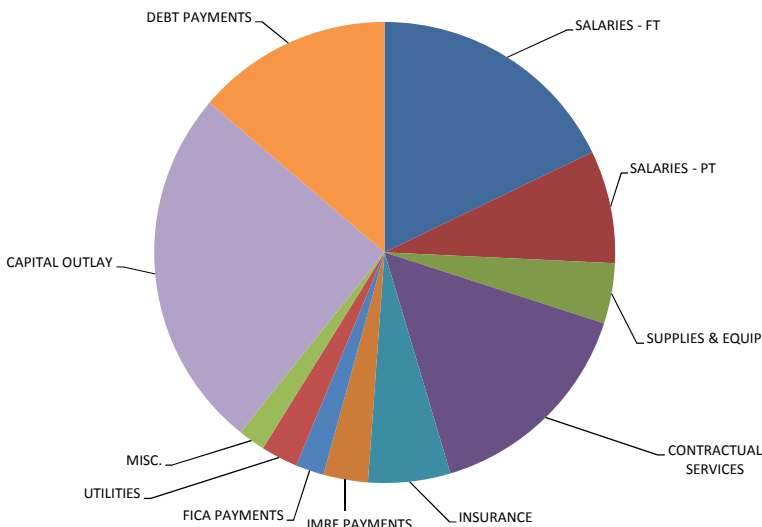
**URBANA PARK DISTRICT BUDGET SUMMARY (ALL FUNDS)  
2019-2020**



<b>FUND EXPENDITURES</b>	
GENERAL	2,636,010
RECREATION	2,323,000
MUSEUM	616,270
IMRF	420,000
LIABILITY	501,770
AUDIT	29,000
SOCIAL SECURITY	260,000
POLICE PROTECTION	15,000
INDOOR POOL	702,060
PARK HOUSES	8,160
SPECIAL RECREATION	234,930
BOND, PRINCIPAL & INTEREST	1,924,190
CAPITAL IMPROVEMENT	3,346,870
LAND ACQUISITION	222,800
MEMORIALS AND SPECIAL REVENUES	752,340
<b>TOTAL FUND EXPENDITURES</b>	<b>13,992,400</b>



<b>REVENUES</b>		
TAX MONIES	7,209,390	63.73%
CORP REPLACEMENT TAX MONIES	120,000	1.06%
TIF REIMBURSEMENT	110,000	0.97%
INTEREST	88,670	0.78%
GRANTS	101,220	0.89%
SALES	34,460	0.30%
FEES & FACILITY RENTALS	1,349,420	11.93%
DONATIONS, MISCELLANEOUS	1,561,490	13.80%
<b>TOTAL REVENUES</b>	<b>10,574,650</b>	
BOND PROCEEDS	738,070	6.52%
<b>ALL REVENUES</b>	<b>11,312,720</b>	<b>100.00%</b>



<b>OPERATING EXPENDITURES</b>		
SALARIES - FULL TIME	2,496,540	17.84%
SALARIES - PART TIME	1,105,930	7.90%
SUPPLIES AND EQUIPMENT	591,890	4.23%
CONTRACTUAL SERVICES	2,158,100	15.42%
INSURANCE	807,120	5.77%
IMRF PAYMENTS	435,000	3.11%
FICA PAYMENTS	279,500	2.00%
UTILITIES	361,890	2.59%
MISCELLANEOUS	266,220	1.90%
<b>TOTAL OPERATING EXPENDITURES</b>	<b>8,502,190</b>	
CAPITAL OUTLAY	3,569,670	25.51%
DEBT PAYMENTS	1,920,540	13.73%
<b>TOTAL EXPENDITURES</b>	<b>13,992,400</b>	<b>100.00%</b>

**OPERATING BUDGET (includes debt payments)**

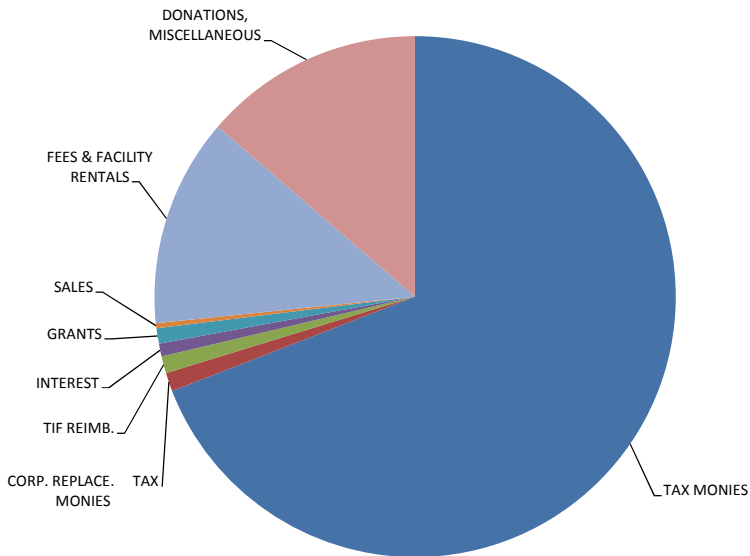
<b>REVENUES</b>	<b>2018-2019</b>		<b>2019-2020</b>	
	<b>As Revised</b>			
TAX MONIES	6,878,220	66.60%	7,209,390	69.10%
CORPORATE REPLACEMENT TAX MONIES	120,000	1.16%	120,000	1.15%
TIF REIMBURSEMENT	110,000	1.07%	110,000	1.05%
INTEREST	59,740	0.58%	83,670	0.80%
GRANTS	105,140	1.02%	98,420	0.94%
SALES	21,060	0.20%	34,460	0.33%
FEES & FACILITY RENTAL	1,232,760	11.94%	1,349,420	12.93%
DONATIONS, MISCELLANEOUS	1,801,300	17.44%	1,427,490	13.68%
<b>TOTAL REVENUES</b>	<b>10,328,220</b>	<b>100.00%</b>	<b>10,432,850</b>	<b>100.00%</b>
<b>OPERATING EXPENSES</b>				
SALARIES - FULL TIME	2,384,850	27.41%	2,496,540	29.36%
SALARIES - PART TIME	1,061,870	12.20%	1,105,930	13.01%
SUPPLIES AND EQUIPMENT	594,370	6.83%	591,890	6.96%
CONTRACTUAL SERVICES	2,575,170	29.59%	2,158,100	25.38%
INSURANCE	784,930	9.02%	807,120	9.49%
IMRF PAYMENTS	420,000	4.83%	435,000	5.12%
FICA PAYMENTS	274,500	3.15%	279,500	3.29%
UTILITIES	343,280	3.94%	361,890	4.26%
MISCELLANEOUS	263,180	3.02%	266,220	3.13%
<b>TOTAL OPERATING EXPENSES</b>	<b>8,702,150</b>	<b>100.00%</b>	<b>8,502,190</b>	<b>100.00%</b>
AVAILABLE FOR LAND ACQUISITION	31,300		222,800	
DEBT PAYMENT PRINCIPAL AND INTEREST	1,913,480		1,920,540	
<b>TOTAL EXPENDITURES</b>	<b>10,646,930</b>		<b>10,645,530</b>	
<b>EXCESS (DEFICIT) REV OVER EXP</b>	<b>(318,710)</b>		<b>(212,680)</b>	
TRANSFER IN BETWEEN FUNDS	2,512,980		2,714,530	
TRANSFER OUT BETWEEN FUNDS	(2,949,980)		(3,186,530)	
<b>TOTAL OTHER SOURCES (USES)</b>	<b>(437,000)</b>		<b>(472,000)</b>	
<b>NET CHANGE IN FUND BALANCE</b>	<b>(755,710)</b>		<b>(684,680)</b>	

**CAPITAL IMPROVEMENTS BUDGET**

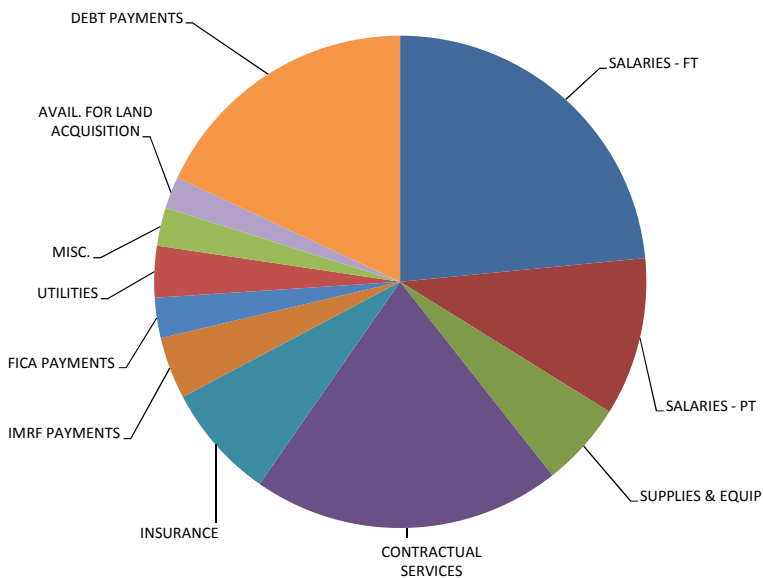
<b>REVENUES</b>	<b>2018-2019</b>		<b>2019-2020</b>	
	<b>As Revised</b>			
INTEREST	3,500		5,000	
GRANTS	-		2,800	
DONATIONS, MISCELLANEOUS	302,980		134,000	
<b>TOTAL REVENUES</b>	<b>306,480</b>		<b>141,800</b>	
<b>OPERATING EXPENSES</b>				
MISCELLANEOUS	-		-	
<b>TOTAL OPERATING EXPENSES</b>	<b>-</b>		<b>-</b>	
CAPTIAL OUTLAY	1,901,970		3,346,870	
<b>TOTAL EXPENDITURES</b>	<b>1,901,970</b>		<b>3,346,870</b>	
<b>EXCESS (DEFICIT) REV OVER EXP</b>	<b>(1,595,490)</b>		<b>(3,205,070)</b>	
TRANSFER IN BETWEEN FUNDS	437,000		472,000	
TRANSFER OUT BETWEEN FUNDS	-		-	
BOND PROCEEDS	710,000		738,070	
<b>TOTAL OTHER SOURCES (USES)</b>	<b>1,147,000</b>		<b>1,210,070</b>	
<b>NET CHANGE IN FUND BALANCE</b>	<b>(448,490)</b>		<b>(1,995,000)</b>	



**OPERATING BUDGET (includes debt payments)  
2019-2020**



<b>REVENUES</b>		
TAX MONIES	7,209,390	69.10%
CORP REPLACEMENT TAX MONIES	120,000	1.15%
TIF REIMBURSEMENT	110,000	1.05%
INTEREST	83,670	0.80%
GRANTS	98,420	0.94%
SALES	34,460	0.33%
FEES & FACILITY RENTALS	1,349,420	12.93%
DONATIONS, MISCELLANEOUS	1,427,490	13.68%
<b>TOTAL REVENUES</b>	<b>10,432,850</b>	<b>100.00%</b>



<b>OPERATING EXPENDITURES</b>		
SALARIES - FULL TIME	2,496,540	23.45%
SALARIES - PART TIME	1,105,930	10.39%
SUPPLIES AND EQUIPMENT	591,890	5.56%
CONTRACTUAL SERVICES	2,158,100	20.27%
INSURANCE	807,120	7.58%
IMRF PAYMENTS	435,000	4.09%
FICA PAYMENTS	279,500	2.63%
UTILITIES	361,890	3.40%
MISCELLANEOUS	266,220	2.50%
<b>TOTAL OPERATING EXPENDITURES</b>	<b>8,502,190</b>	<b>100.00%</b>
AVAILABLE FOR LAND ACQUISITION	222,800	2.09%
DEBT PAYMENTS	1,920,540	18.04%
<b>TOTAL EXPENDITURES</b>	<b>10,645,530</b>	<b>100.00%</b>

URBANA PARK DISTRICT SUMMARY  
FISCAL YEAR 2019-2020 BUDGET

ACCOUNT CLASSIFICATION	DESCRIPTION	2017-18 ACTIVITY	2018-19 AMENDED BUDGET	2018-19 ACTIVITY THRU 04/30/19	2019-20 ORIGINAL BUDGET
<b>ESTIMATED REVENUES</b>					
Other Sources Of Funds					
30	TRANFERS IN	2,505,790	2,949,980	2,877,840	3,186,530
32	BOND SALES	710,000	710,000	738,060	738,070
TOTAL OTHER SOURCES OF FUNDS		3,215,790	3,659,980	3,615,900	3,924,600
Revenue					
31	PROPERTY TAXES	6,637,930	6,878,220	6,792,060	7,209,390
33	INTEREST	61,910	63,240	135,350	88,670
34	SALES	9,200	21,060	29,520	34,460
35	FEES	1,178,770	1,233,610	1,078,260	1,349,420
37	GRANTS	108,100	105,140	198,900	101,220
38	INTERGOV REV	254,890	230,000	242,500	230,000
39	DONATIONS	1,104,370	2,103,430	1,514,350	1,561,490
TOTAL REVENUE		9,355,170	10,634,700	9,990,940	10,574,650
TOTAL ESTIMATED REVENUES		12,570,960	14,294,680	13,606,840	14,499,250
<b>APPROPRIATIONS</b>					
Other Uses Of Funds					
40	TRANSFERS OUT	2,505,800	2,949,980	2,877,840	3,186,530
TOTAL OTHER USES OF FUNDS		2,505,800	2,949,980	2,877,840	3,186,530
Expenditure					
41	SALARIES - FULL TIME	2,252,720	2,384,850	2,304,390	2,496,540
42	SALARIES - PART TIME	903,930	1,061,870	952,020	1,105,930
43	SUPPLIES	377,090	489,670	393,450	520,340
44	PRINCIPAL AND INTEREST	1,900,380	1,913,480	1,913,470	1,920,540
45	CONTRACTUAL SERVICES	1,076,070	2,575,170	1,882,760	2,158,100
46	EQUIPMENT	52,170	104,700	68,820	71,550
47	INSURANCES	1,249,140	1,479,430	1,252,450	1,521,620
48	UTILITIES	334,520	343,280	339,800	361,890
49	OTHER EXPENDITURES	347,700	263,180	300,620	266,220
54	CAPITAL OUTLAY	894,560	1,933,270	1,085,980	3,569,670
TOTAL EXPENDITURE		9,388,280	12,548,900	10,493,760	13,992,400
TOTAL APPROPRIATIONS		11,894,080	15,498,880	13,371,600	17,178,930
ESTIMATED REVENUES - ALL FUNDS		12,570,960	14,294,680	13,606,840	14,499,250
APPROPRIATIONS - ALL FUNDS		11,894,080	15,498,880	13,371,600	17,178,930
NET OF REVENUES/APPROPRIATIONS - ALL FUNDS		676,880	(1,204,200)	235,240	(2,679,680)
BEGINNING FUND BALANCE - ALL FUNDS		6,435,110	7,111,740	7,111,740	0
ENDING FUND BALANCE - ALL FUNDS		7,111,990	5,907,540	7,346,980	(2,679,680)

URBANA PARK DISTRICT (LESS CAPITAL IMPROVEMENTS) SUMMARY  
FISCAL YEAR 2019-2020 BUDGET

ACCOUNT CLASSIFICATION	DESCRIPTION	2017-18 ACTIVITY	2018-19 AMENDED BUDGET	2018-19 ACTIVITY THRU 04/30/19	2019-20 ORIGINAL BUDGET
<b>ESTIMATED REVENUES</b>					
Other Sources Of Funds					
30	TRANFERS IN	2,474,010	2,512,980	2,512,980	2,714,530
TOTAL OTHER SOURCES OF FUNDS		2,474,010	2,512,980	2,512,980	2,714,530
Revenue					
31	PROPERTY TAXES	6,637,930	6,878,220	6,792,060	7,209,390
33	INTEREST	57,080	59,740	118,530	83,670
34	SALES	9,200	21,060	29,520	34,460
35	FEES	1,178,770	1,233,610	1,078,260	1,349,420
37	GRANTS	108,100	105,140	114,150	98,420
38	INTERGOV REV	254,890	230,000	242,500	230,000
39	DONATIONS	881,590	1,800,450	1,317,440	1,427,490
TOTAL REVENUE		9,127,560	10,328,220	9,692,460	10,432,850
TOTAL ESTIMATED REVENUES		11,601,570	12,841,200	12,205,440	13,147,380
<b>APPROPRIATIONS</b>					
Other Uses Of Funds					
40	TRANSFERS OUT	2,505,800	2,949,980	2,877,840	3,186,530
TOTAL OTHER USES OF FUNDS		2,505,800	2,949,980	2,877,840	3,186,530
Expenditure					
41	SALARIES - FULL TIME	2,252,720	2,384,850	2,304,390	2,496,540
42	SALARIES - PART TIME	903,930	1,061,870	952,020	1,105,930
43	SUPPLIES	377,090	489,670	393,450	520,340
44	PRINCIPAL AND INTEREST	1,900,380	1,913,480	1,913,470	1,920,540
45	CONTRACTUAL SERVICES	1,076,070	2,575,170	1,882,760	2,158,100
46	EQUIPMENT	52,170	104,700	68,820	71,550
47	INSURANCES	1,249,140	1,479,430	1,252,450	1,521,620
48	UTILITIES	334,520	343,280	339,800	361,890
49	OTHER EXPENDITURES	347,700	263,180	300,620	266,220
54	CAPITAL OUTLAY	80,490	31,300	500	222,800
TOTAL EXPENDITURE		8,574,210	10,646,930	9,408,280	10,645,530
TOTAL APPROPRIATIONS		11,080,010	13,596,910	12,286,120	13,832,060
ESTIMATED REVENUES - ALL FUNDS		11,601,570	12,841,200	12,205,440	13,147,380
APPROPRIATIONS - ALL FUNDS		11,080,010	13,596,910	12,286,120	13,832,060
NET OF REVENUES/APPROPRIATIONS - ALL FUNDS		521,560	(755,710)	(80,680)	(684,680)
BEGINNING FUND BALANCE - ALL FUNDS		4,866,100	5,387,420	5,387,420	0
ENDING FUND BALANCE - ALL FUNDS		5,387,660	4,631,710	5,306,740	(684,680)

CAPITAL IMPROVEMENTS FUND SUMMARY  
FISCAL YEAR 2019-2020 BUDGET

ACCOUNT CLASSIFICATION	DESCRIPTION	2017-18 ACTIVITY	2018-19 AMENDED BUDGET	2018-19 ACTIVITY THRU 04/30/19	2019-20 ORIGINAL BUDGET
<b>ESTIMATED REVENUES</b>					
Other Sources Of Funds					
30	TRANFERS IN	31,780	437,000	364,860	472,000
32	BOND SALES	710,000	710,000	738,060	738,070
TOTAL OTHER SOURCES OF FUNDS		<u>741,780</u>	<u>1,147,000</u>	<u>1,102,920</u>	<u>1,210,070</u>
Revenue					
33	INTEREST	4,830	3,500	16,820	5,000
37	GRANTS	0	0	84,750	2,800
39	DONATIONS	222,780	302,980	196,910	134,000
TOTAL REVENUE		<u>227,610</u>	<u>306,480</u>	<u>298,480</u>	<u>141,800</u>
TOTAL ESTIMATED REVENUES		<u>969,390</u>	<u>1,453,480</u>	<u>1,401,400</u>	<u>1,351,870</u>
<b>APPROPRIATIONS</b>					
Other Uses Of Funds					
40	TRANSFERS OUT	0	0	0	0
TOTAL OTHER USES OF FUNDS		<u>0</u>	<u>0</u>	<u>0</u>	<u>0</u>
Expenditure					
49	OTHER EXPENDITURES	0	0	0	0
54	CAPITAL OUTLAY	814,070	1,901,970	1,085,480	3,346,870
TOTAL EXPENDITURE		<u>814,070</u>	<u>1,901,970</u>	<u>1,085,480</u>	<u>3,346,870</u>
TOTAL APPROPRIATIONS		<u>814,070</u>	<u>1,901,970</u>	<u>1,085,480</u>	<u>3,346,870</u>
ESTIMATED REVENUES - ALL FUNDS		969,390	1,453,480	1,401,400	1,351,870
APPROPRIATIONS - ALL FUNDS		814,070	1,901,970	1,085,480	3,346,870
NET OF REVENUES/APPROPRIATIONS - ALL FUNDS		155,320	(448,490)	315,920	(1,995,000)
BEGINNING FUND BALANCE - ALL FUNDS		1,569,020	1,724,320	1,724,320	0
ENDING FUND BALANCE - ALL FUNDS		1,724,340	1,275,830	2,040,240	(1,995,000)

BUDGET REPORT FOR URBANA PARK DISTRICT  
Fund: 01 GENERAL FUND  
FISCAL YEAR 2019-2020 BUDGET - FUND SUMMARY

ACCOUNT CLASSIFICATION	DESCRIPTION	2017-18 ACTIVITY	2018-19 AMENDED BUDGET	2018-19 ACTIVITY THRU 04/30/19	2019-20 ORIGINAL BUDGET
<b>ESTIMATED REVENUES</b>					
Other Sources Of Funds					
30	TRANFERS IN	1,380,000	1,450,500	1,450,500	1,450,000
TOTAL OTHER SOURCES OF FUNDS		1,380,000	1,450,500	1,450,500	1,450,000
<b>Revenue</b>					
31	PROPERTY TAXES	1,919,030	1,964,400	1,939,810	2,054,290
33	INTEREST	41,160	40,000	70,110	60,000
34	SALES	40	0	40	0
35	FEES	28,530	28,600	23,720	28,900
37	GRANTS	10,210	5,540	6,040	6,620
38	INTERGOV REV	110,020	110,000	111,490	110,000
39	DONATIONS	48,250	39,200	55,210	49,500
TOTAL REVENUE		2,157,240	2,187,740	2,206,420	2,309,310
TOTAL ESTIMATED REVENUES		3,537,240	3,638,240	3,656,920	3,759,310
<b>APPROPRIATIONS</b>					
Other Uses Of Funds					
40	TRANSFERS OUT	1,039,200	1,122,910	1,116,730	1,495,030
TOTAL OTHER USES OF FUNDS		1,039,200	1,122,910	1,116,730	1,495,030
<b>Expenditure</b>					
41	SALARIES - FULL TIME	1,281,280	1,348,820	1,322,370	1,379,530
42	SALARIES - PART TIME	83,670	145,250	85,100	135,460
43	SUPPLIES	147,360	225,500	157,740	232,030
45	CONTRACTUAL SERVICES	248,960	559,350	421,350	397,930
46	EQUIPMENT	19,130	45,400	43,080	41,250
47	INSURANCES	193,450	236,190	177,010	249,330
48	UTILITIES	117,710	129,920	108,320	134,400
49	OTHER EXPENDITURES	50,350	66,880	60,130	66,080
TOTAL EXPENDITURE		2,141,910	2,757,310	2,375,100	2,636,010
TOTAL APPROPRIATIONS		3,181,110	3,880,220	3,491,830	4,131,040
NET OF REVENUES/APPROPRIATIONS - FUND 01		356,130	(241,980)	165,090	(371,730)
BEGINNING FUND BALANCE		2,075,510	2,431,420	2,431,420	0
ENDING FUND BALANCE		2,431,640	2,189,440	2,596,510	(371,730)

BUDGET REPORT FOR URBANA PARK DISTRICT

Fund: 01 GENERAL FUND

FISCAL YEAR 2019-2020 BUDGET - DEPARTMENT DETAIL

ACCOUNT CLASSIFICATION	DESCRIPTION	2017-18 ACTIVITY	2018-19 AMENDED BUDGET	2018-19 ACTIVITY THRU 04/30/19	2019-20 ORIGINAL BUDGET
<b>ADMINISTRATION</b>					
Dept 01-001 - ADMINISTRATION - ADMIN					
ESTIMATED REVENUES					
30	TRANSFERS IN	1,352,000	1,422,500	1,422,500	1,422,000
31	PROPERTY TAXES	55,340	0	0	173,280
33	INTEREST	41,160	40,000	70,110	60,000
38	INTERGOV REV	110,020	110,000	111,490	110,000
39	DONATIONS	5,890	4,000	8,120	5,000
TOTAL ESTIMATED REVENUES		1,564,410	1,576,500	1,612,220	1,770,280
APPROPRIATIONS					
40	TRANSFERS OUT	1,039,200	1,122,910	1,116,730	1,495,030
41	SALARIES - FULL TIME	382,140	393,460	389,380	408,030
42	SALARIES - PART TIME	10,230	34,400	13,710	19,400
43	SUPPLIES	8,460	10,280	7,980	7,800
45	CONTRACTUAL SERVICES	63,110	161,690	71,620	135,780
46	EQUIPMENT	100	2,000	930	2,000
47	INSURANCES	37,300	28,780	25,390	25,130
48	UTILITIES	5,730	7,140	7,000	7,140
49	OTHER EXPENDITURES	34,780	42,500	35,920	41,700
TOTAL APPROPRIATIONS		1,581,050	1,803,160	1,668,660	2,142,010
NET OF REVENUES/APPROPRIATIONS - 01-001 - ADMINISTF		(16,640)	(226,660)	(56,440)	(371,730)
Dept 01-250 - ADMINISTRATION - DEVELOPMENT					
ESTIMATED REVENUES					
31	PROPERTY TAXES	90,790	92,720	91,560	95,620
TOTAL ESTIMATED REVENUES		90,790	92,720	91,560	95,620
APPROPRIATIONS					
41	SALARIES - FULL TIME	68,320	69,470	69,060	72,370
42	SALARIES - PART TIME	7,970	13,600	10,540	13,600
45	CONTRACTUAL SERVICES	0	0	0	0
47	INSURANCES	150	170	140	170
49	OTHER EXPENDITURES	2,060	3,350	4,210	3,350
TOTAL APPROPRIATIONS		78,500	86,590	83,950	89,490
NET OF REVENUES/APPROPRIATIONS - 01-250 - ADMINISTF		12,290	6,130	7,610	6,130
Dept 01-251 - ADMINISTRATION - VOLUNTEERS					
APPROPRIATIONS					
43	SUPPLIES	1,000	3,980	560	3,980
TOTAL APPROPRIATIONS		1,000	3,980	560	3,980
NET OF REVENUES/APPROPRIATIONS - 01-251 - ADMINISTF		(1,000)	(3,980)	(560)	(3,980)
Dept 01-252 - ADMINISTRATION - FUNDRAISING					
APPROPRIATIONS					
43	SUPPLIES	0	650	0	650
45	CONTRACTUAL SERVICES	0	450	270	450
TOTAL APPROPRIATIONS		0	1,100	270	1,100
NET OF REVENUES/APPROPRIATIONS - 01-252 - ADMINISTF		0	(1,100)	(270)	(1,100)
Dept 01-253 - ADMINISTRATION - GRANT DEVELOPMENT					
APPROPRIATIONS					
43	SUPPLIES	20	200	0	200
TOTAL APPROPRIATIONS		20	200	0	200
NET OF REVENUES/APPROPRIATIONS - 01-253 - ADMINISTF		(20)	(200)	0	(200)
Dept 01-254 - ADMINISTRATION - UPDAC					
APPROPRIATIONS					
43	SUPPLIES	330	850	460	850
TOTAL APPROPRIATIONS		330	850	460	850
NET OF REVENUES/APPROPRIATIONS - 01-254 - ADMINISTF		(330)	(850)	(460)	(850)
Dept 01-260 - ADMINISTRATION - INFORMATION TECHNOLOGY					
ESTIMATED REVENUES					
31	PROPERTY TAXES	249,510	273,900	270,470	132,000
TOTAL ESTIMATED REVENUES		249,510	273,900	270,470	132,000
APPROPRIATIONS					
43	SUPPLIES	220	900	210	0
45	CONTRACTUAL SERVICES	86,520	253,000	214,460	117,800

BUDGET REPORT FOR URBANA PARK DISTRICT

Fund: 01 GENERAL FUND

FISCAL YEAR 2019-2020 BUDGET - DEPARTMENT DETAIL

ACCOUNT CLASSIFICATION	DESCRIPTION	2017-18 ACTIVITY	2018-19 AMENDED BUDGET	2018-19 ACTIVITY THRU 04/30/19	2019-20 ORIGINAL BUDGET
ADMINISTRATION					
Dept 01-260 - ADMINISTRATION - INFORMATION TECHNOLOGY					
APPROPRIATIONS					
46	EQUIPMENT	4,570	20,000	27,600	14,200
	TOTAL APPROPRIATIONS	91,310	273,900	242,270	132,000
	NET OF REVENUES/APPROPRIATIONS - 01-260 - ADMINISTF	158,200	0	28,200	0
	NET OF REVENUES/APPROPRIATIONS - ADMINISTRATION	152,500	(226,660)	(21,920)	(371,730)

BUDGET REPORT FOR URBANA PARK DISTRICT

Fund: 01 GENERAL FUND

FISCAL YEAR 2019-2020 BUDGET - DEPARTMENT DETAIL

ACCOUNT CLASSIFICATION	DESCRIPTION	2017-18 ACTIVITY	2018-19 AMENDED BUDGET	2018-19 ACTIVITY THRU 04/30/19	2019-20 ORIGINAL BUDGET
SCULPTURE GARDEN					
Dept 02-001 - SCULPTURE GARDEN - ADMIN					
ESTIMATED REVENUES					
31	PROPERTY TAXES	14,780	16,800	16,590	9,300
37	GRANTS	570	0	0	0
39	DONATIONS	0	0	0	10,000
TOTAL ESTIMATED REVENUES		15,350	16,800	16,590	19,300
APPROPRIATIONS					
43	SUPPLIES	1,190	800	160	800
45	CONTRACTUAL SERVICES	15,960	16,000	9,660	18,500
TOTAL APPROPRIATIONS		17,150	16,800	9,820	19,300
NET OF REVENUES/APPROPRIATIONS - 02-001 - SCULPTURE		(1,800)	0	6,770	0
Dept 02-904 - SCULPTURE GARDEN - LINCOLN THE LAWYER					
ESTIMATED REVENUES					
39	DONATIONS	0	3,000	0	3,500
TOTAL ESTIMATED REVENUES		0	3,000	0	3,500
APPROPRIATIONS					
43	SUPPLIES	0	500	0	0
45	CONTRACTUAL SERVICES	0	2,500	0	3,500
TOTAL APPROPRIATIONS		0	3,000	0	3,500
NET OF REVENUES/APPROPRIATIONS - 02-904 - SCULPTURE		0	0	0	0
NET OF REVENUES/APPROPRIATIONS - SCULPTURE GARDEN		(1,800)	0	6,770	0



BUDGET REPORT FOR URBANA PARK DISTRICT

Fund: 01 GENERAL FUND

FISCAL YEAR 2019-2020 BUDGET - DEPARTMENT DETAIL

ACCOUNT CLASSIFICATION	DESCRIPTION	2017-18 ACTIVITY	2018-19 AMENDED BUDGET	2018-19 ACTIVITY THRU 04/30/19	2019-20 ORIGINAL BUDGET
P & O					
Dept 03-001 - P & O - ADMIN					
ESTIMATED REVENUES					
30	TRANSFERS IN	28,000	28,000	28,000	28,000
31	PROPERTY TAXES	1,508,610	1,580,980	1,561,190	1,644,090
34	SALES	40	0	40	0
35	FEES	17,830	18,000	14,320	18,000
37	GRANTS	9,640	5,540	6,040	6,620
39	DONATIONS	41,660	32,000	46,230	30,500
TOTAL ESTIMATED REVENUES		1,605,780	1,664,520	1,655,820	1,727,210
APPROPRIATIONS					
41	SALARIES - FULL TIME	487,680	479,600	501,310	510,220
42	SALARIES - PART TIME	4,760	3,040	3,760	7,640
43	SUPPLIES	3,160	2,880	2,760	2,880
45	CONTRACTUAL SERVICES	580	600	450	600
47	INSURANCES	156,000	207,240	151,480	224,030
49	OTHER EXPENDITURES	13,510	21,030	20,000	21,030
TOTAL APPROPRIATIONS		665,690	714,390	679,760	766,400
NET OF REVENUES/APPROPRIATIONS - 03-001 - P & O - ADMIN		940,090	950,130	976,060	960,810
Dept 03-002 - P & O - P & O OFFICE					
APPROPRIATIONS					
41	SALARIES - FULL TIME	29,300	36,230	34,830	38,660
42	SALARIES - PART TIME	30	750	0	750
43	SUPPLIES	5,760	7,000	6,520	7,000
45	CONTRACTUAL SERVICES	2,890	9,000	4,070	9,000
46	EQUIPMENT	4,820	2,350	390	2,000
48	UTILITIES	10,060	12,840	11,350	12,840
TOTAL APPROPRIATIONS		52,860	68,170	57,160	70,250
NET OF REVENUES/APPROPRIATIONS - 03-002 - P & O - OFFICE		(52,860)	(68,170)	(57,160)	(70,250)
Dept 03-004 - P & O - AMBUCS					
APPROPRIATIONS					
41	SALARIES - FULL TIME	17,630	17,760	21,270	22,770
42	SALARIES - PART TIME	4,040	5,290	3,650	5,400
43	SUPPLIES	2,690	4,220	1,270	4,350
45	CONTRACTUAL SERVICES	2,660	2,600	1,940	2,700
48	UTILITIES	3,700	4,670	3,570	5,120
TOTAL APPROPRIATIONS		30,720	34,540	31,700	40,340
NET OF REVENUES/APPROPRIATIONS - 03-004 - P & O - AMBUCS		(30,720)	(34,540)	(31,700)	(40,340)
Dept 03-008 - P & O - BINKERD GROVE					
APPROPRIATIONS					
41	SALARIES - FULL TIME	4,060	4,260	830	3,150
42	SALARIES - PART TIME	100	600	90	240
43	SUPPLIES	620	550	0	550
45	CONTRACTUAL SERVICES	10	250	0	250
48	UTILITIES	160	0	0	0
TOTAL APPROPRIATIONS		4,950	5,660	920	4,190
NET OF REVENUES/APPROPRIATIONS - 03-008 - P & O - BINKERD GROVE		(4,950)	(5,660)	(920)	(4,190)
Dept 03-011 - P & O - BLAIR					
APPROPRIATIONS					
41	SALARIES - FULL TIME	11,850	12,020	11,840	13,140
42	SALARIES - PART TIME	3,480	4,870	3,780	4,810
43	SUPPLIES	2,340	3,820	2,700	3,440
45	CONTRACTUAL SERVICES	290	440	1,120	2,220
48	UTILITIES	5,940	6,870	5,990	6,870
TOTAL APPROPRIATIONS		23,900	28,020	25,430	30,480
NET OF REVENUES/APPROPRIATIONS - 03-011 - P & O - BLAIR		(23,900)	(28,020)	(25,430)	(30,480)
Dept 03-015 - P & O - BROOKENS					
APPROPRIATIONS					
41	SALARIES - FULL TIME	4,090	4,190	3,660	7,410
42	SALARIES - PART TIME	480	890	310	790
43	SUPPLIES	5,740	8,810	7,060	7,080
45	CONTRACTUAL SERVICES	2,200	3,000	2,020	3,000
TOTAL APPROPRIATIONS		12,510	16,890	13,050	18,280
NET OF REVENUES/APPROPRIATIONS - 03-015 - P & O - BROOKENS		(12,510)	(16,890)	(13,050)	(18,280)

BUDGET REPORT FOR URBANA PARK DISTRICT

Fund: 01 GENERAL FUND

FISCAL YEAR 2019-2020 BUDGET - DEPARTMENT DETAIL

ACCOUNT CLASSIFICATION	DESCRIPTION	2017-18 ACTIVITY	2018-19 AMENDED BUDGET	2018-19 ACTIVITY THRU 04/30/19	2019-20 ORIGINAL BUDGET
P & O					
Dept 03-020 - P & O - BUSEY WOODS					
APPROPRIATIONS					
41	SALARIES - FULL TIME	12,320	10,390	10,960	9,280
42	SALARIES - PART TIME	410	2,120	450	1,960
43	SUPPLIES	300	1,040	1,280	840
45	CONTRACTUAL SERVICES	720	300	170	300
48	UTILITIES	30	40	30	40
TOTAL APPROPRIATIONS		13,780	13,890	12,890	12,420
NET OF REVENUES/APPROPRIATIONS - 03-020 - P & O - E		(13,780)	(13,890)	(12,890)	(12,420)
Dept 03-030 - P & O - CANADAY					
APPROPRIATIONS					
41	SALARIES - FULL TIME	2,520	2,460	2,310	3,500
42	SALARIES - PART TIME	700	650	810	1,770
43	SUPPLIES	440	1,200	230	1,210
45	CONTRACTUAL SERVICES	1,950	2,200	1,940	2,200
48	UTILITIES	1,080	1,150	980	1,200
TOTAL APPROPRIATIONS		6,690	7,660	6,270	9,880
NET OF REVENUES/APPROPRIATIONS - 03-030 - P & O - C		(6,690)	(7,660)	(6,270)	(9,880)
Dept 03-040 - P & O - CARLE					
APPROPRIATIONS					
41	SALARIES - FULL TIME	10,600	14,200	9,140	10,080
42	SALARIES - PART TIME	2,590	3,300	2,760	3,230
43	SUPPLIES	760	1,750	3,340	1,660
45	CONTRACTUAL SERVICES	20	280	440	500
48	UTILITIES	1,720	1,840	1,640	1,840
TOTAL APPROPRIATIONS		15,690	21,370	17,320	17,310
NET OF REVENUES/APPROPRIATIONS - 03-040 - P & O - C		(15,690)	(21,370)	(17,320)	(17,310)
Dept 03-050 - P & O - CHIEF SHEMAUGER					
APPROPRIATIONS					
41	SALARIES - FULL TIME	1,640	2,620	1,520	2,390
42	SALARIES - PART TIME	500	930	450	860
43	SUPPLIES	20	120	140	620
45	CONTRACTUAL SERVICES	610	1,000	770	1,100
TOTAL APPROPRIATIONS		2,770	4,670	2,880	4,970
NET OF REVENUES/APPROPRIATIONS - 03-050 - P & O - C		(2,770)	(4,670)	(2,880)	(4,970)
Dept 03-055 - P & O - COTTAGE					
APPROPRIATIONS					
41	SALARIES - FULL TIME	0	0	0	6,600
42	SALARIES - PART TIME	0	0	0	1,020
43	SUPPLIES	0	0	0	3,130
45	CONTRACTUAL SERVICES	0	0	0	3,900
48	UTILITIES	0	0	70	4,800
TOTAL APPROPRIATIONS		0	0	70	19,450
NET OF REVENUES/APPROPRIATIONS - 03-055 - P & O - C		0	0	(70)	(19,450)
Dept 03-060 - P & O - CRESTVIEW					
APPROPRIATIONS					
41	SALARIES - FULL TIME	6,050	5,720	5,440	6,810
42	SALARIES - PART TIME	2,330	3,030	1,960	2,690
43	SUPPLIES	210	1,300	1,180	1,680
45	CONTRACTUAL SERVICES	20	50	90	50
48	UTILITIES	180	1,700	190	1,700
TOTAL APPROPRIATIONS		8,790	11,800	8,860	12,930
NET OF REVENUES/APPROPRIATIONS - 03-060 - P & O - C		(8,790)	(11,800)	(8,860)	(12,930)
Dept 03-070 - P & O - CRYSTAL LAKE					
APPROPRIATIONS					
41	SALARIES - FULL TIME	61,410	86,480	49,720	58,150
42	SALARIES - PART TIME	12,750	18,040	9,710	13,630
43	SUPPLIES	7,320	12,500	4,060	11,760
45	CONTRACTUAL SERVICES	16,260	22,100	26,910	28,900
48	UTILITIES	9,320	11,500	1,980	11,550
TOTAL APPROPRIATIONS		107,060	150,620	92,380	123,990
NET OF REVENUES/APPROPRIATIONS - 03-070 - P & O - C		(107,060)	(150,620)	(92,380)	(123,990)

BUDGET REPORT FOR URBANA PARK DISTRICT

Fund: 01 GENERAL FUND

FISCAL YEAR 2019-2020 BUDGET - DEPARTMENT DETAIL

ACCOUNT CLASSIFICATION	DESCRIPTION	2017-18 ACTIVITY	2018-19 AMENDED BUDGET	2018-19 ACTIVITY THRU 04/30/19	2019-20 ORIGINAL BUDGET
P & O					
Dept 03-075 - P & O - 117 FRANKLIN ST					
APPROPRIATIONS					
43	SUPPLIES	0	0	0	0
45	CONTRACTUAL SERVICES	500	0	0	0
48	UTILITIES	1,210	0	1,390	0
TOTAL APPROPRIATIONS		1,710	0	1,390	0
NET OF REVENUES/APPROPRIATIONS - 03-075 - P & O - 1		(1,710)	0	(1,390)	0
Dept 03-078 - P & O - DOG PARK					
ESTIMATED REVENUES					
35	FEES	10,700	10,600	9,400	10,900
39	DONATIONS	700	200	860	500
TOTAL ESTIMATED REVENUES		11,400	10,800	10,260	11,400
APPROPRIATIONS					
41	SALARIES - FULL TIME	6,360	7,080	5,590	8,030
42	SALARIES - PART TIME	1,390	2,120	1,310	1,590
43	SUPPLIES	3,000	5,430	3,310	5,740
45	CONTRACTUAL SERVICES	8,540	6,150	4,280	6,150
48	UTILITIES	2,000	2,380	2,230	2,630
TOTAL APPROPRIATIONS		21,290	23,160	16,720	24,140
NET OF REVENUES/APPROPRIATIONS - 03-078 - P & O - I		(9,890)	(12,360)	(6,460)	(12,740)
Dept 03-080 - P & O - HAGEN BLVD					
APPROPRIATIONS					
41	SALARIES - FULL TIME	260	670	190	420
42	SALARIES - PART TIME	40	460	10	100
43	SUPPLIES	0	0	70	0
48	UTILITIES	0	40	0	0
TOTAL APPROPRIATIONS		300	1,170	270	520
NET OF REVENUES/APPROPRIATIONS - 03-080 - P & O - F		(300)	(1,170)	(270)	(520)
Dept 03-084 - P & O - HICKORY					
APPROPRIATIONS					
41	SALARIES - FULL TIME	7,850	9,500	5,750	8,050
42	SALARIES - PART TIME	450	660	650	1,140
43	SUPPLIES	40	500	30	500
45	CONTRACTUAL SERVICES	840	300	0	300
48	UTILITIES	2,520	2,820	2,380	2,820
TOTAL APPROPRIATIONS		11,700	13,780	8,810	12,810
NET OF REVENUES/APPROPRIATIONS - 03-084 - P & O - F		(11,700)	(13,780)	(8,810)	(12,810)
Dept 03-085 - P & O - KERR					
APPROPRIATIONS					
41	SALARIES - FULL TIME	33,880	41,110	31,800	41,320
42	SALARIES - PART TIME	4,350	3,700	2,900	5,020
43	SUPPLIES	7,280	8,970	6,330	8,840
45	CONTRACTUAL SERVICES	6,410	14,790	18,850	8,500
48	UTILITIES	28,690	30,720	29,750	31,620
TOTAL APPROPRIATIONS		80,610	99,290	89,630	95,300
NET OF REVENUES/APPROPRIATIONS - 03-085 - P & O - F		(80,610)	(99,290)	(89,630)	(95,300)
Dept 03-090 - P & O - KING					
APPROPRIATIONS					
41	SALARIES - FULL TIME	6,670	8,200	6,650	7,810
42	SALARIES - PART TIME	2,280	2,820	2,690	3,530
43	SUPPLIES	810	2,040	1,370	2,210
45	CONTRACTUAL SERVICES	130	150	550	150
48	UTILITIES	4,620	5,260	4,160	5,260
TOTAL APPROPRIATIONS		14,510	18,470	15,420	18,960
NET OF REVENUES/APPROPRIATIONS - 03-090 - P & O - F		(14,510)	(18,470)	(15,420)	(18,960)
Dept 03-095 - P & O - LARSON					
APPROPRIATIONS					
41	SALARIES - FULL TIME	3,170	3,160	3,880	4,510
42	SALARIES - PART TIME	920	1,310	1,150	1,530
43	SUPPLIES	310	410	10	410
45	CONTRACTUAL SERVICES	70	80	220	100
48	UTILITIES	640	690	630	690

BUDGET REPORT FOR URBANA PARK DISTRICT

Fund: 01 GENERAL FUND

FISCAL YEAR 2019-2020 BUDGET - DEPARTMENT DETAIL

ACCOUNT CLASSIFICATION	DESCRIPTION	2017-18 ACTIVITY	2018-19 AMENDED BUDGET	2018-19 ACTIVITY THRU 04/30/19	2019-20 ORIGINAL BUDGET
P & O					
Dept 03-095 - P & O - LARSON					
APPROPRIATIONS					
	TOTAL APPROPRIATIONS	5,110	5,650	5,890	7,240
	NET OF REVENUES/APPROPRIATIONS - 03-095 - P & O - I	(5,110)	(5,650)	(5,890)	(7,240)
Dept 03-100 - P & O - LEAL					
APPROPRIATIONS					
41	SALARIES - FULL TIME	9,860	12,110	11,250	8,550
42	SALARIES - PART TIME	1,910	2,120	1,480	2,110
43	SUPPLIES	2,200	3,530	2,460	780
45	CONTRACTUAL SERVICES	2,410	12,300	13,930	100
48	UTILITIES	4,940	5,910	4,980	1,080
	TOTAL APPROPRIATIONS	21,320	35,970	34,100	12,620
	NET OF REVENUES/APPROPRIATIONS - 03-100 - P & O - I	(21,320)	(35,970)	(34,100)	(12,620)
Dept 03-110 - P & O - LOHMANN					
APPROPRIATIONS					
41	SALARIES - FULL TIME	6,530	9,020	15,930	9,300
42	SALARIES - PART TIME	1,380	1,700	2,390	2,470
43	SUPPLIES	310	840	2,350	830
45	CONTRACTUAL SERVICES	1,930	2,400	1,720	2,400
48	UTILITIES	30	40	30	40
	TOTAL APPROPRIATIONS	10,180	14,000	22,420	15,040
	NET OF REVENUES/APPROPRIATIONS - 03-110 - P & O - I	(10,180)	(14,000)	(22,420)	(15,040)
Dept 03-120 - P & O - MEADOWBROOK					
APPROPRIATIONS					
41	SALARIES - FULL TIME	59,710	66,650	58,070	61,950
42	SALARIES - PART TIME	12,230	20,520	10,800	21,510
43	SUPPLIES	10,990	5,620	6,100	8,920
45	CONTRACTUAL SERVICES	5,200	7,200	17,800	7,700
48	UTILITIES	13,160	13,200	13,740	14,150
	TOTAL APPROPRIATIONS	101,290	113,190	106,510	114,230
	NET OF REVENUES/APPROPRIATIONS - 03-120 - P & O - M	(101,290)	(113,190)	(106,510)	(114,230)
Dept 03-170 - P & O - PATTERSON PARKLET					
APPROPRIATIONS					
41	SALARIES - FULL TIME	720	1,060	490	1,050
42	SALARIES - PART TIME	110	540	110	180
43	SUPPLIES	0	0	0	0
45	CONTRACTUAL SERVICES	0	0	10	0
48	UTILITIES	90	110	100	110
	TOTAL APPROPRIATIONS	920	1,710	710	1,340
	NET OF REVENUES/APPROPRIATIONS - 03-170 - P & O - F	(920)	(1,710)	(710)	(1,340)
Dept 03-175 - P & O - PERKINS					
APPROPRIATIONS					
41	SALARIES - FULL TIME	7,130	8,170	3,020	6,190
42	SALARIES - PART TIME	580	3,100	220	3,020
43	SUPPLIES	1,870	450	0	400
45	CONTRACTUAL SERVICES	0	0	0	0
48	UTILITIES	70	80	70	80
	TOTAL APPROPRIATIONS	9,650	11,800	3,310	9,690
	NET OF REVENUES/APPROPRIATIONS - 03-175 - P & O - F	(9,650)	(11,800)	(3,310)	(9,690)
Dept 03-178 - P & O - PHILLIPS					
APPROPRIATIONS					
41	SALARIES - FULL TIME	0	0	0	5,520
42	SALARIES - PART TIME	0	0	0	1,150
43	SUPPLIES	0	0	0	400
45	CONTRACTUAL SERVICES	0	0	0	50
48	UTILITIES	0	0	0	300
	TOTAL APPROPRIATIONS	0	0	0	7,420
	NET OF REVENUES/APPROPRIATIONS - 03-178 - P & O - F	0	0	0	(7,420)
Dept 03-180 - P & O - PRAIRIE					
APPROPRIATIONS					
41	SALARIES - FULL TIME	22,470	20,900	19,720	23,130
42	SALARIES - PART TIME	3,300	4,470	4,120	4,760

BUDGET REPORT FOR URBANA PARK DISTRICT

Fund: 01 GENERAL FUND

FISCAL YEAR 2019-2020 BUDGET - DEPARTMENT DETAIL

ACCOUNT CLASSIFICATION	DESCRIPTION	2017-18 ACTIVITY	2018-19 AMENDED BUDGET	2018-19 ACTIVITY THRU 04/30/19	2019-20 ORIGINAL BUDGET
P & O					
Dept 03-180 - P & O - PRAIRIE					
APPROPRIATIONS					
43	SUPPLIES	8,600	11,840	4,670	12,770
45	CONTRACTUAL SERVICES	8,430	7,100	9,410	7,200
48	UTILITIES	18,920	17,640	13,140	19,240
TOTAL APPROPRIATIONS		61,720	61,950	51,060	67,100
NET OF REVENUES/APPROPRIATIONS - 03-180 - P & O - P		(61,720)	(61,950)	(51,060)	(67,100)
Dept 03-182 - P & O - SHOP & GARAGE					
APPROPRIATIONS					
41	SALARIES - FULL TIME	0	0	24,320	0
42	SALARIES - PART TIME	0	0	630	0
43	SUPPLIES	70,240	119,700	88,650	124,980
45	CONTRACTUAL SERVICES	17,440	32,420	17,480	33,530
46	EQUIPMENT	9,640	21,050	14,160	23,050
TOTAL APPROPRIATIONS		97,320	173,170	145,240	181,560
NET OF REVENUES/APPROPRIATIONS - 03-182 - P & O - S		(97,320)	(173,170)	(145,240)	(181,560)
Dept 03-185 - P & O - SOUTHRIDGE					
APPROPRIATIONS					
41	SALARIES - FULL TIME	3,920	4,420	2,860	3,510
42	SALARIES - PART TIME	750	1,830	710	770
43	SUPPLIES	130	550	330	1,060
45	CONTRACTUAL SERVICES	3,040	50	130	50
48	UTILITIES	350	380	360	380
TOTAL APPROPRIATIONS		8,190	7,230	4,390	5,770
NET OF REVENUES/APPROPRIATIONS - 03-185 - P & O - S		(8,190)	(7,230)	(4,390)	(5,770)
Dept 03-190 - P & O - SUNNYCREST TOT LOT					
APPROPRIATIONS					
41	SALARIES - FULL TIME	1,160	3,050	2,150	1,190
42	SALARIES - PART TIME	280	700	770	430
43	SUPPLIES	0	100	170	600
45	CONTRACTUAL SERVICES	0	0	30	0
48	UTILITIES	610	740	540	740
TOTAL APPROPRIATIONS		2,050	4,590	3,660	2,960
NET OF REVENUES/APPROPRIATIONS - 03-190 - P & O - S		(2,050)	(4,590)	(3,660)	(2,960)
Dept 03-200 - P & O - VICTORY					
APPROPRIATIONS					
41	SALARIES - FULL TIME	4,570	5,620	5,290	6,660
42	SALARIES - PART TIME	2,260	2,960	2,090	3,050
43	SUPPLIES	540	1,170	710	1,510
45	CONTRACTUAL SERVICES	40	50	340	50
48	UTILITIES	1,880	2,090	1,810	2,090
TOTAL APPROPRIATIONS		9,290	11,890	10,240	13,360
NET OF REVENUES/APPROPRIATIONS - 03-200 - P & O - V		(9,290)	(11,890)	(10,240)	(13,360)
Dept 03-210 - P & O - WEAVER					
APPROPRIATIONS					
41	SALARIES - FULL TIME	7,370	8,720	13,980	7,950
42	SALARIES - PART TIME	1,030	4,500	1,090	4,580
43	SUPPLIES	460	900	1,270	1,350
45	CONTRACTUAL SERVICES	180	900	670	900
48	UTILITIES	60	70	210	70
TOTAL APPROPRIATIONS		9,100	15,090	17,220	14,850
NET OF REVENUES/APPROPRIATIONS - 03-210 - P & O - W		(9,100)	(15,090)	(17,220)	(14,850)
Dept 03-215 - P & O - WEAVER WETLAND BASIN					
APPROPRIATIONS					
41	SALARIES - FULL TIME	40	520	160	570
42	SALARIES - PART TIME	40	230	0	230
43	SUPPLIES	0	100	0	100
45	CONTRACTUAL SERVICES	0	0	0	0
TOTAL APPROPRIATIONS		80	850	160	900
NET OF REVENUES/APPROPRIATIONS - 03-215 - P & O - W		(80)	(850)	(160)	(900)
Dept 03-220 - P & O - WEBBER					

BUDGET REPORT FOR URBANA PARK DISTRICT

Fund: 01 GENERAL FUND

FISCAL YEAR 2019-2020 BUDGET - DEPARTMENT DETAIL

ACCOUNT CLASSIFICATION	DESCRIPTION	2017-18 ACTIVITY	2018-19 AMENDED BUDGET	2018-19 ACTIVITY THRU 04/30/19	2019-20 ORIGINAL BUDGET
P & O					
Dept 03-220 - P & O - WEBBER					
APPROPRIATIONS					
41	SALARIES - FULL TIME	0	0	0	1,260
42	SALARIES - PART TIME	0	0	0	500
43	SUPPLIES	0	0	0	150
TOTAL APPROPRIATIONS		0	0	0	1,910
NET OF REVENUES/APPROPRIATIONS - 03-220 - P & O - W		0	0	0	(1,910)
NET OF REVENUES/APPROPRIATIONS - P & O		205,430	(15,320)	180,240	0
ESTIMATED REVENUES - FUND 01		3,537,240	3,638,240	3,656,920	3,759,310
APPROPRIATIONS - FUND 01		3,181,110	3,880,220	3,491,830	4,131,040
NET OF REVENUES/APPROPRIATIONS - FUND 01		356,130	(241,980)	165,090	(371,730)

BUDGET REPORT FOR URBANA PARK DISTRICT  
Fund: 05 RECREATION FUND  
FISCAL YEAR 2019-2020 BUDGET - FUND SUMMARY

ACCOUNT CLASSIFICATION	DESCRIPTION	2017-18 ACTIVITY	2018-19 AMENDED BUDGET	2018-19 ACTIVITY THRU 04/30/19	2019-20 ORIGINAL BUDGET
<b>ESTIMATED REVENUES</b>					
Other Sources Of Funds					
30	TRANFERS IN	6,410	5,420	5,420	25,000
TOTAL OTHER SOURCES OF FUNDS		6,410	5,420	5,420	25,000
Revenue					
31	PROPERTY TAXES	2,028,540	2,076,660	2,050,520	2,171,680
33	INTEREST	4,150	4,000	9,510	4,000
34	SALES	9,150	21,000	29,430	34,400
35	FEES	867,120	913,030	787,090	1,031,110
37	GRANTS	1,700	1,600	5,450	4,900
39	DONATIONS	57,230	44,020	46,430	83,120
TOTAL REVENUE		2,967,890	3,060,310	2,928,430	3,329,210
TOTAL ESTIMATED REVENUES		2,974,300	3,065,730	2,933,850	3,354,210
<b>APPROPRIATIONS</b>					
Other Uses Of Funds					
40	TRANSFERS OUT	959,440	934,120	934,120	1,026,000
TOTAL OTHER USES OF FUNDS		959,440	934,120	934,120	1,026,000
Expenditure					
41	SALARIES - FULL TIME	616,400	656,540	641,960	752,210
42	SALARIES - PART TIME	520,640	576,820	551,650	602,330
43	SUPPLIES	155,950	170,860	165,160	198,560
45	CONTRACTUAL SERVICES	287,400	344,800	349,900	356,120
46	EQUIPMENT	15,630	17,800	11,250	20,800
47	INSURANCES	79,800	99,610	76,450	120,580
48	UTILITIES	90,710	86,220	90,880	90,500
49	OTHER EXPENDITURES	175,310	179,890	170,890	181,900
TOTAL EXPENDITURE		1,941,840	2,132,540	2,058,140	2,323,000
TOTAL APPROPRIATIONS		2,901,280	3,066,660	2,992,260	3,349,000
NET OF REVENUES/APPROPRIATIONS - FUND 05		73,020	(930)	(58,410)	5,210
BEGINNING FUND BALANCE		521,520	594,500	594,500	0
ENDING FUND BALANCE		594,540	593,570	536,090	5,210

BUDGET REPORT FOR URBANA PARK DISTRICT

Fund: 05 RECREATION FUND

FISCAL YEAR 2019-2020 BUDGET - DEPARTMENT DETAIL

ACCOUNT CLASSIFICATION	DESCRIPTION	2017-18 ACTIVITY	2018-19 AMENDED BUDGET	2018-19 ACTIVITY THRU 04/30/19	2019-20 ORIGINAL BUDGET
ADMINISTRATION					
Dept 01-001 - ADMINISTRATION - ADMIN					
ESTIMATED REVENUES					
33	INTEREST	0	0	6,810	4,000
	TOTAL ESTIMATED REVENUES	0	0	6,810	4,000
	NET OF REVENUES/APPROPRIATIONS - 01-001 - ADMINISTF	0	0	6,810	4,000
	NET OF REVENUES/APPROPRIATIONS - ADMINISTRATION	0	0	6,810	4,000



BUDGET REPORT FOR URBANA PARK DISTRICT

Fund: 05 RECREATION FUND

FISCAL YEAR 2019-2020 BUDGET - DEPARTMENT DETAIL

ACCOUNT CLASSIFICATION	DESCRIPTION	2017-18 ACTIVITY	2018-19 AMENDED BUDGET	2018-19 ACTIVITY THRU 04/30/19	2019-20 ORIGINAL BUDGET
RECREATION OFFICE					
Dept 50-500 - RECREATION OFFICE - MANAGEMENT					
ESTIMATED REVENUES					
31	PROPERTY TAXES	1,396,830	1,399,840	1,382,220	1,510,140
33	INTEREST	4,150	4,000	2,700	0
34	SALES	0	100	0	100
35	FEES	6,920	3,000	400	1,900
37	GRANTS	0	0	3,300	3,300
39	DONATIONS	10,930	950	2,000	8,800
TOTAL ESTIMATED REVENUES		1,418,830	1,407,890	1,390,620	1,524,240
APPROPRIATIONS					
40	TRANSFERS OUT	920,000	920,000	920,000	990,000
41	SALARIES - FULL TIME	240,880	245,520	250,730	255,540
42	SALARIES - PART TIME	11,280	17,000	13,000	17,000
43	SUPPLIES	7,650	9,130	8,040	9,880
45	CONTRACTUAL SERVICES	25,420	28,710	25,910	29,010
46	EQUIPMENT	3,630	6,750	1,500	11,750
47	INSURANCES	69,500	86,700	66,380	108,130
48	UTILITIES	4,850	5,290	5,180	5,920
49	OTHER EXPENDITURES	8,130	9,350	8,850	8,140
TOTAL APPROPRIATIONS		1,291,340	1,328,450	1,299,590	1,435,370
NET OF REVENUES/APPROPRIATIONS - 50-500 - RECREATIC		127,490	79,440	91,030	88,870
Dept 50-505 - RECREATION OFFICE - MAINTENANCE					
APPROPRIATIONS					
41	SALARIES - FULL TIME	28,060	22,710	31,120	25,950
42	SALARIES - PART TIME	6,510	7,100	5,450	6,700
43	SUPPLIES	5,700	8,110	7,820	7,750
45	CONTRACTUAL SERVICES	25,270	34,100	32,430	28,300
46	EQUIPMENT	270	2,000	0	2,000
48	UTILITIES	14,830	16,660	15,930	16,960
TOTAL APPROPRIATIONS		80,640	90,680	92,750	87,660
NET OF REVENUES/APPROPRIATIONS - 50-505 - RECREATIC		(80,640)	(90,680)	(92,750)	(87,660)
NET OF REVENUES/APPROPRIATIONS - RECREATION OFFICE		46,850	(11,240)	(1,720)	1,210

BUDGET REPORT FOR URBANA PARK DISTRICT

Fund: 05 RECREATION FUND

FISCAL YEAR 2019-2020 BUDGET - DEPARTMENT DETAIL

ACCOUNT CLASSIFICATION	DESCRIPTION	2017-18 ACTIVITY	2018-19 AMENDED BUDGET	2018-19 ACTIVITY THRU 04/30/19	2019-20 ORIGINAL BUDGET
<b>MARKETING</b>					
Dept 51-001 - MARKETING - ADMIN					
ESTIMATED REVENUES					
31	PROPERTY TAXES	207,090	202,160	199,620	206,690
TOTAL ESTIMATED REVENUES		207,090	202,160	199,620	206,690
<b>APPROPRIATIONS</b>					
41	SALARIES - FULL TIME	84,930	87,410	85,240	92,400
42	SALARIES - PART TIME	2,210	6,000	0	0
43	SUPPLIES	180	640	0	640
46	EQUIPMENT	90	0	0	0
47	INSURANCES	10,300	12,910	10,070	12,450
49	OTHER EXPENDITURES	1,400	2,500	3,170	2,000
TOTAL APPROPRIATIONS		99,110	109,460	98,480	107,490
NET OF REVENUES/APPROPRIATIONS - 51-001 - MARKETING		107,980	92,700	101,140	99,200
Dept 51-502 - MARKETING - PUBLIC INFO/MARKETING					
APPROPRIATIONS					
42	SALARIES - PART TIME	0	0	0	0
43	SUPPLIES	990	3,400	0	3,400
45	CONTRACTUAL SERVICES	42,110	42,200	42,110	44,500
48	UTILITIES	550	600	600	600
49	OTHER EXPENDITURES	0	200	0	200
TOTAL APPROPRIATIONS		43,650	46,400	42,710	48,700
NET OF REVENUES/APPROPRIATIONS - 51-502 - MARKETING		(43,650)	(46,400)	(42,710)	(48,700)
Dept 51-504 - MARKETING - PROGRAM BROCHURE					
APPROPRIATIONS					
43	SUPPLIES	10,860	14,800	13,500	15,000
45	CONTRACTUAL SERVICES	28,340	31,500	31,620	35,500
TOTAL APPROPRIATIONS		39,200	46,300	45,120	50,500
NET OF REVENUES/APPROPRIATIONS - 51-504 - MARKETING		(39,200)	(46,300)	(45,120)	(50,500)
NET OF REVENUES/APPROPRIATIONS - MARKETING		25,130	0	13,310	0

BUDGET REPORT FOR URBANA PARK DISTRICT

Fund: 05 RECREATION FUND

FISCAL YEAR 2019-2020 BUDGET - DEPARTMENT DETAIL

ACCOUNT CLASSIFICATION	DESCRIPTION	2017-18 ACTIVITY	2018-19 AMENDED BUDGET	2018-19 ACTIVITY THRU 04/30/19	2019-20 ORIGINAL BUDGET
AGE-FRIENDLY PROG					
Dept 53-001 - AGE-FRIENDLY PROG - ADMIN					
ESTIMATED REVENUES					
30	TRANSFERS IN	0	0	0	0
31	PROPERTY TAXES	27,250	35,180	34,740	35,380
39	DONATIONS	2,230	2,240	2,000	2,240
	TOTAL ESTIMATED REVENUES	29,480	37,420	36,740	37,620
APPROPRIATIONS					
41	SALARIES - FULL TIME	16,920	17,380	17,380	14,080
45	CONTRACTUAL SERVICES	1,560	17,480	18,470	20,480
	TOTAL APPROPRIATIONS	18,480	34,860	35,850	34,560
	NET OF REVENUES/APPROPRIATIONS - 53-001 - AGE-FRIEN	11,000	2,560	890	3,060
Dept 53-512 - AGE-FRIENDLY PROG - SENIOR CLUB					
APPROPRIATIONS					
42	SALARIES - PART TIME	260	240	300	240
43	SUPPLIES	2,170	2,630	2,630	3,330
	TOTAL APPROPRIATIONS	2,430	2,870	2,930	3,570
	NET OF REVENUES/APPROPRIATIONS - 53-512 - AGE-FRIEN	(2,430)	(2,870)	(2,930)	(3,570)
Dept 53-514 - AGE-FRIENDLY PROG - AGE-FRIENDLY PROG					
ESTIMATED REVENUES					
35	FEES	0	250	260	250
	TOTAL ESTIMATED REVENUES	0	250	260	250
APPROPRIATIONS					
42	SALARIES - PART TIME	1,900	0	0	0
43	SUPPLIES	0	0	70	0
45	CONTRACTUAL SERVICES	0	180	180	180
	TOTAL APPROPRIATIONS	1,900	180	250	180
	NET OF REVENUES/APPROPRIATIONS - 53-514 - AGE-FRIEN	(1,900)	70	10	70
Dept 53-516 - AGE-FRIENDLY PROG - AGE-FRIENDLY TRIPS					
ESTIMATED REVENUES					
35	FEES	1,470	2,400	2,130	2,600
	TOTAL ESTIMATED REVENUES	1,470	2,400	2,130	2,600
APPROPRIATIONS					
43	SUPPLIES	0	60	550	60
45	CONTRACTUAL SERVICES	1,610	2,100	1,370	2,100
	TOTAL APPROPRIATIONS	1,610	2,160	1,920	2,160
	NET OF REVENUES/APPROPRIATIONS - 53-516 - AGE-FRIEN	(140)	240	210	440
	NET OF REVENUES/APPROPRIATIONS - AGE-FRIENDLY PROG	6,530	0	(1,820)	0

BUDGET REPORT FOR URBANA PARK DISTRICT

Fund: 05 RECREATION FUND

FISCAL YEAR 2019-2020 BUDGET - DEPARTMENT DETAIL

ACCOUNT CLASSIFICATION	DESCRIPTION	2017-18 ACTIVITY	2018-19 AMENDED BUDGET	2018-19 ACTIVITY THRU 04/30/19	2019-20 ORIGINAL BUDGET
CRYSTAL LK PK FAM AQ CNTR					
Dept 54-500 - CRYSTAL LK PK FAM AQ CNTR - MANAGEMENT					
ESTIMATED REVENUES					
30	TRANSFERS IN	0	280	280	0
31	PROPERTY TAXES	86,300	87,340	86,240	81,800
34	SALES	310	10,650	20,840	27,500
35	FEES	312,890	335,300	280,120	325,800
37	GRANTS	250	0	250	0
39	DONATIONS	4,800	5,500	4,910	5,500
TOTAL ESTIMATED REVENUES		404,550	439,070	392,640	440,600
APPROPRIATIONS					
40	TRANSFERS OUT	39,440	14,120	14,120	36,000
41	SALARIES - FULL TIME	7,400	7,860	7,850	11,070
42	SALARIES - PART TIME	191,820	203,340	198,890	193,050
43	SUPPLIES	10,420	11,850	17,950	19,950
45	CONTRACTUAL SERVICES	16,470	19,900	19,280	23,100
48	UTILITIES	56,290	49,890	58,350	52,390
49	OTHER EXPENDITURES	1,620	2,400	3,390	2,400
TOTAL APPROPRIATIONS		323,460	309,360	319,830	337,960
NET OF REVENUES/APPROPRIATIONS - 54-500 - CRYSTAL I		81,090	129,710	72,810	102,640
Dept 54-505 - CRYSTAL LK PK FAM AQ CNTR - MAINTENANCE					
APPROPRIATIONS					
41	SALARIES - FULL TIME	28,960	42,060	23,730	30,780
42	SALARIES - PART TIME	3,870	8,450	10,180	17,100
43	SUPPLIES	45,370	47,140	46,680	42,960
45	CONTRACTUAL SERVICES	17,810	9,900	31,610	11,800
TOTAL APPROPRIATIONS		96,010	107,550	112,200	102,640
NET OF REVENUES/APPROPRIATIONS - 54-505 - CRYSTAL I		(96,010)	(107,550)	(112,200)	(102,640)
NET OF REVENUES/APPROPRIATIONS - CRYSTAL LK PK FAM A		(14,920)	22,160	(39,390)	0

BUDGET REPORT FOR URBANA PARK DISTRICT

Fund: 05 RECREATION FUND

FISCAL YEAR 2019-2020 BUDGET - DEPARTMENT DETAIL

ACCOUNT CLASSIFICATION	DESCRIPTION	2017-18 ACTIVITY	2018-19 AMENDED BUDGET	2018-19 ACTIVITY THRU 04/30/19	2019-20 ORIGINAL BUDGET
COMM PROG					
Dept 55-001 - COMM PROG - ADMIN					
ESTIMATED REVENUES					
30	TRANSFERS IN	1,030	1,370	1,370	10,000
31	PROPERTY TAXES	37,450	36,000	35,550	39,760
35	FEES	(14,820)	(8,530)	(18,180)	(8,530)
37	GRANTS	0	0	200	0
39	DONATIONS	5,160	4,400	6,270	6,400
TOTAL ESTIMATED REVENUES		28,820	33,240	25,210	47,630
APPROPRIATIONS					
41	SALARIES - FULL TIME	43,040	44,490	44,470	49,280
42	SALARIES - PART TIME	10,450	6,000	9,300	12,000
45	CONTRACTUAL SERVICES	100	500	0	500
TOTAL APPROPRIATIONS		53,590	50,990	53,770	61,780
NET OF REVENUES/APPROPRIATIONS - 55-001 - COMM PROG		(24,770)	(17,750)	(28,560)	(14,150)
Dept 55-520 - COMM PROG - SCHOOL'S OUT FOR SUMMER					
ESTIMATED REVENUES					
35	FEES	4,620	4,560	4,510	4,560
TOTAL ESTIMATED REVENUES		4,620	4,560	4,510	4,560
APPROPRIATIONS					
42	SALARIES - PART TIME	1,440	1,800	1,640	1,240
43	SUPPLIES	740	750	310	500
45	CONTRACTUAL SERVICES	650	500	200	450
TOTAL APPROPRIATIONS		2,830	3,050	2,150	2,190
NET OF REVENUES/APPROPRIATIONS - 55-520 - COMM PROG		1,790	1,510	2,360	2,370
Dept 55-522 - COMM PROG - PRESCHOOL ARTS CAMP					
ESTIMATED REVENUES					
35	FEES	15,370	15,120	15,300	15,120
TOTAL ESTIMATED REVENUES		15,370	15,120	15,300	15,120
APPROPRIATIONS					
42	SALARIES - PART TIME	11,450	10,830	13,040	13,140
43	SUPPLIES	1,920	1,980	1,280	1,780
45	CONTRACTUAL SERVICES	900	1,400	740	1,350
49	OTHER EXPENDITURES	90	250	400	400
TOTAL APPROPRIATIONS		14,360	14,460	15,460	16,670
NET OF REVENUES/APPROPRIATIONS - 55-522 - COMM PROG		1,010	660	(160)	(1,550)
Dept 55-524 - COMM PROG - PRESCHOOL ARTS EXTENDED CAMP					
ESTIMATED REVENUES					
35	FEES	1,190	2,790	980	2,790
TOTAL ESTIMATED REVENUES		1,190	2,790	980	2,790
APPROPRIATIONS					
42	SALARIES - PART TIME	970	2,000	2,050	2,280
43	SUPPLIES	60	320	240	280
45	CONTRACTUAL SERVICES	10	0	0	0
TOTAL APPROPRIATIONS		1,040	2,320	2,290	2,560
NET OF REVENUES/APPROPRIATIONS - 55-524 - COMM PROG		150	470	(1,310)	230
Dept 55-526 - COMM PROG - ARTS CAMPS					
ESTIMATED REVENUES					
35	FEES	44,010	43,600	40,420	43,200
TOTAL ESTIMATED REVENUES		44,010	43,600	40,420	43,200
APPROPRIATIONS					
42	SALARIES - PART TIME	20,060	19,520	23,030	22,590
43	SUPPLIES	4,710	5,000	5,180	5,000
45	CONTRACTUAL SERVICES	9,030	7,800	8,480	7,700
49	OTHER EXPENDITURES	1,100	1,500	430	650
TOTAL APPROPRIATIONS		34,900	33,820	37,120	35,940
NET OF REVENUES/APPROPRIATIONS - 55-526 - COMM PROG		9,110	9,780	3,300	7,260
Dept 55-528 - COMM PROG - ARTS EXTENDED CAMP					
ESTIMATED REVENUES					
35	FEES	9,630	8,900	7,390	8,370
TOTAL ESTIMATED REVENUES		9,630	8,900	7,390	8,370

BUDGET REPORT FOR URBANA PARK DISTRICT

Fund: 05 RECREATION FUND

FISCAL YEAR 2019-2020 BUDGET - DEPARTMENT DETAIL

ACCOUNT CLASSIFICATION	DESCRIPTION	2017-18 ACTIVITY	2018-19 AMENDED BUDGET	2018-19 ACTIVITY THRU 04/30/19	2019-20 ORIGINAL BUDGET
COMM PROG					
Dept 55-528 - COMM PROG - ARTS EXTENDED CAMP					
APPROPRIATIONS					
42	SALARIES - PART TIME	2,330	2,780	5,480	5,030
43	SUPPLIES	1,440	1,500	1,310	1,500
TOTAL APPROPRIATIONS		3,770	4,280	6,790	6,530
NET OF REVENUES/APPROPRIATIONS - 55-528 - COMM PROG		5,860	4,620	600	1,840
Dept 55-530 - COMM PROG - PRESCHOOL CONST CAMP					
ESTIMATED REVENUES					
35	FEES	0	0	0	3,800
TOTAL ESTIMATED REVENUES		0	0	0	3,800
APPROPRIATIONS					
42	SALARIES - PART TIME	0	0	0	1,530
43	SUPPLIES	0	0	0	750
45	CONTRACTUAL SERVICES	0	0	0	300
49	OTHER EXPENDITURES	0	0	0	0
TOTAL APPROPRIATIONS		0	0	0	2,580
NET OF REVENUES/APPROPRIATIONS - 55-530 - COMM PROG		0	0	0	1,220
Dept 55-532 - COMM PROG - CONSTRUCTION CAMP					
ESTIMATED REVENUES					
35	FEES	8,730	8,500	9,830	9,500
TOTAL ESTIMATED REVENUES		8,730	8,500	9,830	9,500
APPROPRIATIONS					
42	SALARIES - PART TIME	1,710	2,830	3,640	3,000
43	SUPPLIES	1,090	1,500	950	1,500
45	CONTRACTUAL SERVICES	1,070	1,300	860	900
TOTAL APPROPRIATIONS		3,870	5,630	5,450	5,400
NET OF REVENUES/APPROPRIATIONS - 55-532 - COMM PROG		4,860	2,870	4,380	4,100
Dept 55-534 - COMM PROG - PRESCHOOL SCIENCE CAMP					
ESTIMATED REVENUES					
35	FEES	0	0	0	3,800
TOTAL ESTIMATED REVENUES		0	0	0	3,800
APPROPRIATIONS					
42	SALARIES - PART TIME	0	0	0	1,640
43	SUPPLIES	0	0	0	280
45	CONTRACTUAL SERVICES	0	0	0	100
49	OTHER EXPENDITURES	0	0	0	100
TOTAL APPROPRIATIONS		0	0	0	2,120
NET OF REVENUES/APPROPRIATIONS - 55-534 - COMM PROG		0	0	0	1,680
Dept 55-536 - COMM PROG - SCIENCE CAMP					
ESTIMATED REVENUES					
35	FEES	5,170	6,550	11,620	6,800
TOTAL ESTIMATED REVENUES		5,170	6,550	11,620	6,800
APPROPRIATIONS					
42	SALARIES - PART TIME	1,920	1,960	4,440	3,020
43	SUPPLIES	640	750	810	750
45	CONTRACTUAL SERVICES	0	0	100	300
49	OTHER EXPENDITURES	160	800	80	200
TOTAL APPROPRIATIONS		2,720	3,510	5,430	4,270
NET OF REVENUES/APPROPRIATIONS - 55-536 - COMM PROG		2,450	3,040	6,190	2,530
Dept 55-538 - COMM PROG - JUNIOR PERFORMERS					
ESTIMATED REVENUES					
35	FEES	0	1,970	60	1,950
TOTAL ESTIMATED REVENUES		0	1,970	60	1,950
APPROPRIATIONS					
42	SALARIES - PART TIME	0	730	0	730
43	SUPPLIES	0	620	0	620
TOTAL APPROPRIATIONS		0	1,350	0	1,350
NET OF REVENUES/APPROPRIATIONS - 55-538 - COMM PROG		0	620	60	600

BUDGET REPORT FOR URBANA PARK DISTRICT

Fund: 05 RECREATION FUND

FISCAL YEAR 2019-2020 BUDGET - DEPARTMENT DETAIL

ACCOUNT CLASSIFICATION	DESCRIPTION	2017-18 ACTIVITY	2018-19 AMENDED BUDGET	2018-19 ACTIVITY THRU 04/30/19	2019-20 ORIGINAL BUDGET
COMM PROG					
Dept 55-540 - COMM PROG - YOUTH SUMMER THEATRE					
ESTIMATED REVENUES					
34	SALES	0	700	0	700
35	FEES	16,900	20,400	8,260	19,000
39	DONATIONS	4,900	1,200	3,570	1,200
TOTAL ESTIMATED REVENUES		21,800	22,300	11,830	20,900
APPROPRIATIONS					
42	SALARIES - PART TIME	8,620	10,350	10,480	10,350
43	SUPPLIES	4,910	3,600	6,970	5,190
45	CONTRACTUAL SERVICES	13,840	12,660	7,260	12,660
49	OTHER EXPENDITURES	0	0	0	0
TOTAL APPROPRIATIONS		27,370	26,610	24,710	28,200
NET OF REVENUES/APPROPRIATIONS - 55-540 - COMM PROG		(5,570)	(4,310)	(12,880)	(7,300)
Dept 55-542 - COMM PROG - YOUTH PROGRAMS					
ESTIMATED REVENUES					
35	FEES	1,850	1,530	0	1,170
TOTAL ESTIMATED REVENUES		1,850	1,530	0	1,170
APPROPRIATIONS					
42	SALARIES - PART TIME	2,540	2,780	0	540
43	SUPPLIES	320	450	320	1,350
TOTAL APPROPRIATIONS		2,860	3,230	320	1,890
NET OF REVENUES/APPROPRIATIONS - 55-542 - COMM PROG		(1,010)	(1,700)	(320)	(720)
Dept 55-544 - COMM PROG - SCHOOL'S OUT DAYS					
ESTIMATED REVENUES					
35	FEES	14,660	22,980	10,340	23,590
TOTAL ESTIMATED REVENUES		14,660	22,980	10,340	23,590
APPROPRIATIONS					
42	SALARIES - PART TIME	9,620	8,980	10,020	9,750
43	SUPPLIES	3,810	2,660	2,980	3,210
45	CONTRACTUAL SERVICES	480	2,050	1,720	2,500
TOTAL APPROPRIATIONS		13,910	13,690	14,720	15,460
NET OF REVENUES/APPROPRIATIONS - 55-544 - COMM PROG		750	9,290	(4,380)	8,130
Dept 55-546 - COMM PROG - BIRTHDAY PARTIES					
ESTIMATED REVENUES					
35	FEES	1,490	3,000	1,170	2,220
TOTAL ESTIMATED REVENUES		1,490	3,000	1,170	2,220
APPROPRIATIONS					
42	SALARIES - PART TIME	560	1,080	590	800
43	SUPPLIES	950	1,500	1,430	1,500
TOTAL APPROPRIATIONS		1,510	2,580	2,020	2,300
NET OF REVENUES/APPROPRIATIONS - 55-546 - COMM PROG		(20)	420	(850)	(80)
Dept 55-548 - COMM PROG - FAMILY PROGRAMS					
ESTIMATED REVENUES					
35	FEES	1,390	1,630	1,490	1,730
TOTAL ESTIMATED REVENUES		1,390	1,630	1,490	1,730
APPROPRIATIONS					
42	SALARIES - PART TIME	0	190	0	40
43	SUPPLIES	1,070	1,250	1,220	910
45	CONTRACTUAL SERVICES	200	200	0	430
TOTAL APPROPRIATIONS		1,270	1,640	1,220	1,380
NET OF REVENUES/APPROPRIATIONS - 55-548 - COMM PROG		120	(10)	270	350
Dept 55-550 - COMM PROG - READ ACROSS AMERICA					
ESTIMATED REVENUES					
35	FEES	350	400	380	800
37	GRANTS	1,450	1,600	1,500	1,600
39	DONATIONS	5,860	5,550	3,780	5,550
TOTAL ESTIMATED REVENUES		7,660	7,550	5,660	7,950
APPROPRIATIONS					
42	SALARIES - PART TIME	0	210	0	210

BUDGET REPORT FOR URBANA PARK DISTRICT

Fund: 05 RECREATION FUND

FISCAL YEAR 2019-2020 BUDGET - DEPARTMENT DETAIL

ACCOUNT CLASSIFICATION	DESCRIPTION	2017-18 ACTIVITY	2018-19 AMENDED BUDGET	2018-19 ACTIVITY THRU 04/30/19	2019-20 ORIGINAL BUDGET
COMM PROG					
Dept 55-550 - COMM PROG - READ ACROSS AMERICA					
APPROPRIATIONS					
43	SUPPLIES	4,060	4,100	5,530	4,100
45	CONTRACTUAL SERVICES	2,050	2,200	1,500	2,200
TOTAL APPROPRIATIONS		6,110	6,510	7,030	6,510
NET OF REVENUES/APPROPRIATIONS - 55-550 - COMM PROG		1,550	1,040	(1,370)	1,440
Dept 55-552 - COMM PROG - SPLASH PROGRAM					
ESTIMATED REVENUES					
35	FEES	35,500	42,000	42,000	40,500
TOTAL ESTIMATED REVENUES		35,500	42,000	42,000	40,500
APPROPRIATIONS					
42	SALARIES - PART TIME	37,680	51,770	53,250	42,000
43	SUPPLIES	13,400	10,980	12,320	12,090
45	CONTRACTUAL SERVICES	830	2,100	1,160	2,100
48	UTILITIES	180	600	0	600
TOTAL APPROPRIATIONS		52,090	65,450	66,730	56,790
NET OF REVENUES/APPROPRIATIONS - 55-552 - COMM PROG		(16,590)	(23,450)	(24,730)	(16,290)
Dept 55-554 - COMM PROG - AFTERSCHOOL PROGRAMS					
ESTIMATED REVENUES					
39	DONATIONS	0	0	0	0
TOTAL ESTIMATED REVENUES		0	0	0	0
APPROPRIATIONS					
42	SALARIES - PART TIME	0	0	0	0
43	SUPPLIES	0	0	0	0
45	CONTRACTUAL SERVICES	0	0	0	0
TOTAL APPROPRIATIONS		0	0	0	0
NET OF REVENUES/APPROPRIATIONS - 55-554 - COMM PROG		0	0	0	0
Dept 55-556 - COMM PROG - TEEN PGROGRAMS					
ESTIMATED REVENUES					
35	FEES	(60)	0	0	0
TOTAL ESTIMATED REVENUES		(60)	0	0	0
APPROPRIATIONS					
42	SALARIES - PART TIME	0	0	70	0
43	SUPPLIES	0	0	0	0
45	CONTRACTUAL SERVICES	0	0	0	0
TOTAL APPROPRIATIONS		0	0	70	0
NET OF REVENUES/APPROPRIATIONS - 55-556 - COMM PROG		(60)	0	(70)	0
Dept 55-558 - COMM PROG - ADULT PROGRAMS					
ESTIMATED REVENUES					
35	FEES	0	0	270	6,000
TOTAL ESTIMATED REVENUES		0	0	270	6,000
APPROPRIATIONS					
42	SALARIES - PART TIME	0	0	0	2,880
43	SUPPLIES	0	0	0	1,800
45	CONTRACTUAL SERVICES	0	0	200	130
TOTAL APPROPRIATIONS		0	0	200	4,810
NET OF REVENUES/APPROPRIATIONS - 55-558 - COMM PROG		0	0	70	1,190
Dept 55-560 - COMM PROG - BALLET CLASSES					
ESTIMATED REVENUES					
35	FEES	3,560	8,250	4,770	8,890
TOTAL ESTIMATED REVENUES		3,560	8,250	4,770	8,890
APPROPRIATIONS					
42	SALARIES - PART TIME	2,260	3,980	2,740	3,810
43	SUPPLIES	0	70	230	70
TOTAL APPROPRIATIONS		2,260	4,050	2,970	3,880
NET OF REVENUES/APPROPRIATIONS - 55-560 - COMM PROG		1,300	4,200	1,800	5,010
Dept 55-562 - COMM PROG - TAP/JAZZ CLASSES					
ESTIMATED REVENUES					



BUDGET REPORT FOR URBANA PARK DISTRICT

Fund: 05 RECREATION FUND

FISCAL YEAR 2019-2020 BUDGET - DEPARTMENT DETAIL

ACCOUNT CLASSIFICATION	DESCRIPTION	2017-18 ACTIVITY	2018-19 AMENDED BUDGET	2018-19 ACTIVITY THRU 04/30/19	2019-20 ORIGINAL BUDGET
COMM PROG					
Dept 55-562 - COMM PROG - TAP/JAZZ CLASSES					
ESTIMATED REVENUES					
35	FEEES	3,950	5,680	3,200	4,640
TOTAL ESTIMATED REVENUES		3,950	5,680	3,200	4,640
APPROPRIATIONS					
42	SALARIES - PART TIME	2,880	2,880	3,090	2,880
43	SUPPLIES	0	140	240	280
TOTAL APPROPRIATIONS		2,880	3,020	3,330	3,160
NET OF REVENUES/APPROPRIATIONS - 55-562 - COMM PROG		1,070	2,660	(130)	1,480
Dept 55-564 - COMM PROG - CULTURAL DANCE					
ESTIMATED REVENUES					
35	FEEES	1,220	2,200	1,550	1,840
TOTAL ESTIMATED REVENUES		1,220	2,200	1,550	1,840
APPROPRIATIONS					
42	SALARIES - PART TIME	860	1,400	650	1,400
45	CONTRACTUAL SERVICES	0	0	0	0
TOTAL APPROPRIATIONS		860	1,400	650	1,400
NET OF REVENUES/APPROPRIATIONS - 55-564 - COMM PROG		360	800	900	440
Dept 55-566 - COMM PROG - PARTNER DANCE					
ESTIMATED REVENUES					
35	FEEES	2,530	1,050	690	1,050
TOTAL ESTIMATED REVENUES		2,530	1,050	690	1,050
APPROPRIATIONS					
42	SALARIES - PART TIME	2,360	2,030	0	1,320
43	SUPPLIES	10	30	0	30
TOTAL APPROPRIATIONS		2,370	2,060	0	1,350
NET OF REVENUES/APPROPRIATIONS - 55-566 - COMM PROG		160	(1,010)	690	(300)
Dept 55-568 - COMM PROG - SOCIAL DANCE					
ESTIMATED REVENUES					
35	FEEES	0	2,020	2,880	1,920
TOTAL ESTIMATED REVENUES		0	2,020	2,880	1,920
APPROPRIATIONS					
42	SALARIES - PART TIME	0	1,400	2,510	1,400
TOTAL APPROPRIATIONS		0	1,400	2,510	1,400
NET OF REVENUES/APPROPRIATIONS - 55-568 - COMM PROG		0	620	370	520
NET OF REVENUES/APPROPRIATIONS - COMM PROG		(17,480)	(5,630)	(53,770)	0

BUDGET REPORT FOR URBANA PARK DISTRICT

Fund: 05 RECREATION FUND

FISCAL YEAR 2019-2020 BUDGET - DEPARTMENT DETAIL

ACCOUNT CLASSIFICATION	DESCRIPTION	2017-18 ACTIVITY	2018-19 AMENDED BUDGET	2018-19 ACTIVITY THRU 04/30/19	2019-20 ORIGINAL BUDGET
<b>ATHLETICS PROG</b>					
Dept 56-001 - ATHLETICS PROG - ADMIN					
ESTIMATED REVENUES					
30	TRANSFERS IN	2,110	1,750	1,750	10,000
31	PROPERTY TAXES	79,400	83,050	82,000	79,900
34	SALES	390	300	230	300
35	FEES	10,000	7,300	6,090	6,000
39	DONATIONS	2,360	5,000	3,250	5,000
TOTAL ESTIMATED REVENUES		94,260	97,400	93,320	101,200
APPROPRIATIONS					
41	SALARIES - FULL TIME	63,470	65,720	65,680	43,430
43	SUPPLIES	0	0	0	0
45	CONTRACTUAL SERVICES	350	1,000	0	1,000
TOTAL APPROPRIATIONS		63,820	66,720	65,680	44,430
NET OF REVENUES/APPROPRIATIONS - 56-001 - ATHLETICS		30,440	30,680	27,640	56,770
Dept 56-610 - ATHLETICS PROG - ADULT VOLLEYBALL					
ESTIMATED REVENUES					
35	FEES	1,630	1,300	1,560	1,300
TOTAL ESTIMATED REVENUES		1,630	1,300	1,560	1,300
APPROPRIATIONS					
42	SALARIES - PART TIME	800	1,000	780	1,000
43	SUPPLIES	0	100	0	100
49	OTHER EXPENDITURES	50	180	20	180
TOTAL APPROPRIATIONS		850	1,280	800	1,280
NET OF REVENUES/APPROPRIATIONS - 56-610 - ATHLETICS		780	20	760	20
Dept 56-612 - ATHLETICS PROG - ADULT DODGEBALL					
ESTIMATED REVENUES					
35	FEES	360	810	1,070	810
TOTAL ESTIMATED REVENUES		360	810	1,070	810
APPROPRIATIONS					
41	SALARIES - FULL TIME	0	0	0	0
42	SALARIES - PART TIME	0	400	0	400
43	SUPPLIES	0	0	20	90
49	OTHER EXPENDITURES	0	120	0	120
TOTAL APPROPRIATIONS		0	520	20	610
NET OF REVENUES/APPROPRIATIONS - 56-612 - ATHLETICS		360	290	1,050	200
Dept 56-614 - ATHLETICS PROG - ADULT BASKETBALL					
ESTIMATED REVENUES					
35	FEES	0	580	0	0
TOTAL ESTIMATED REVENUES		0	580	0	0
APPROPRIATIONS					
42	SALARIES - PART TIME	0	210	0	210
43	SUPPLIES	0	300	0	300
TOTAL APPROPRIATIONS		0	510	0	510
NET OF REVENUES/APPROPRIATIONS - 56-614 - ATHLETICS		0	70	0	(510)
Dept 56-616 - ATHLETICS PROG - ADULT KICKBALL					
ESTIMATED REVENUES					
35	FEES	3,640	4,000	3,370	3,600
TOTAL ESTIMATED REVENUES		3,640	4,000	3,370	3,600
APPROPRIATIONS					
42	SALARIES - PART TIME	1,260	1,500	1,150	1,500
43	SUPPLIES	100	250	50	250
TOTAL APPROPRIATIONS		1,360	1,750	1,200	1,750
NET OF REVENUES/APPROPRIATIONS - 56-616 - ATHLETICS		2,280	2,250	2,170	1,850
Dept 56-618 - ATHLETICS PROG - YOUTH SOCCER					
ESTIMATED REVENUES					
34	SALES	2,590	1,700	1,860	1,700
35	FEES	9,420	11,000	9,480	11,000
39	DONATIONS	250	0	0	0
TOTAL ESTIMATED REVENUES		12,260	12,700	11,340	12,700

BUDGET REPORT FOR URBANA PARK DISTRICT

Fund: 05 RECREATION FUND

FISCAL YEAR 2019-2020 BUDGET - DEPARTMENT DETAIL

ACCOUNT CLASSIFICATION	DESCRIPTION	2017-18 ACTIVITY	2018-19 AMENDED BUDGET	2018-19 ACTIVITY THRU 04/30/19	2019-20 ORIGINAL BUDGET
ATHLETICS PROG					
Dept 56-618 - ATHLETICS PROG - YOUTH SOCCER					
APPROPRIATIONS					
42	SALARIES - PART TIME	1,560	2,500	1,710	2,500
43	SUPPLIES	2,970	2,550	2,590	2,550
45	CONTRACTUAL SERVICES	0	200	0	400
49	OTHER EXPENDITURES	150	130	180	160
TOTAL APPROPRIATIONS		4,680	5,380	4,480	5,610
NET OF REVENUES/APPROPRIATIONS - 56-618 - ATHLETICS		7,580	7,320	6,860	7,090
Dept 56-620 - ATHLETICS PROG - SHARKEYS SOCCER					
ESTIMATED REVENUES					
35	FEES	1,980	1,900	2,100	1,900
TOTAL ESTIMATED REVENUES		1,980	1,900	2,100	1,900
APPROPRIATIONS					
43	SUPPLIES	310	550	340	550
TOTAL APPROPRIATIONS		310	550	340	550
NET OF REVENUES/APPROPRIATIONS - 56-620 - ATHLETICS		1,670	1,350	1,760	1,350
Dept 56-622 - ATHLETICS PROG - INDOOR SOCCER					
ESTIMATED REVENUES					
35	FEES	1,430	2,000	1,250	2,000
TOTAL ESTIMATED REVENUES		1,430	2,000	1,250	2,000
APPROPRIATIONS					
43	SUPPLIES	0	150	0	150
TOTAL APPROPRIATIONS		0	150	0	150
NET OF REVENUES/APPROPRIATIONS - 56-622 - ATHLETICS		1,430	1,850	1,250	1,850
Dept 56-624 - ATHLETICS PROG - GIRLS SOFTBALL					
ESTIMATED REVENUES					
35	FEES	710	850	20	850
39	DONATIONS	0	500	0	500
TOTAL ESTIMATED REVENUES		710	1,350	20	1,350
APPROPRIATIONS					
43	SUPPLIES	100	500	0	500
45	CONTRACTUAL SERVICES	0	700	0	700
TOTAL APPROPRIATIONS		100	1,200	0	1,200
NET OF REVENUES/APPROPRIATIONS - 56-624 - ATHLETICS		610	150	20	150
Dept 56-626 - ATHLETICS PROG - T-BALL					
ESTIMATED REVENUES					
35	FEES	2,370	2,250	1,520	2,000
TOTAL ESTIMATED REVENUES		2,370	2,250	1,520	2,000
APPROPRIATIONS					
43	SUPPLIES	350	600	0	600
46	EQUIPMENT	300	50	0	50
TOTAL APPROPRIATIONS		650	650	0	650
NET OF REVENUES/APPROPRIATIONS - 56-626 - ATHLETICS		1,720	1,600	1,520	1,350
Dept 56-628 - ATHLETICS PROG - YOUTH BASKETBALL					
ESTIMATED REVENUES					
34	SALES	1,350	1,100	1,230	1,100
35	FEES	6,030	5,200	5,470	5,000
TOTAL ESTIMATED REVENUES		7,380	6,300	6,700	6,100
APPROPRIATIONS					
42	SALARIES - PART TIME	980	1,800	290	800
43	SUPPLIES	1,400	1,500	1,750	1,500
45	CONTRACTUAL SERVICES	1,350	500	1,350	1,300
49	OTHER EXPENDITURES	40	120	200	120
TOTAL APPROPRIATIONS		3,770	3,920	3,590	3,720
NET OF REVENUES/APPROPRIATIONS - 56-628 - ATHLETICS		3,610	2,380	3,110	2,380
Dept 56-630 - ATHLETICS PROG - HOOPSTERS					
ESTIMATED REVENUES					
35	FEES	1,150	950	1,380	1,000

BUDGET REPORT FOR URBANA PARK DISTRICT

Fund: 05 RECREATION FUND

FISCAL YEAR 2019-2020 BUDGET - DEPARTMENT DETAIL

ACCOUNT CLASSIFICATION	DESCRIPTION	2017-18 ACTIVITY	2018-19 AMENDED BUDGET	2018-19 ACTIVITY THRU 04/30/19	2019-20 ORIGINAL BUDGET
ATHLETICS PROG					
Dept 56-630 - ATHLETICS PROG - HOOPSTERS					
ESTIMATED REVENUES					
	TOTAL ESTIMATED REVENUES	1,150	950	1,380	1,000
APPROPRIATIONS					
42	SALARIES - PART TIME	0	100	0	100
43	SUPPLIES	180	250	180	250
	TOTAL APPROPRIATIONS	180	350	180	350
	NET OF REVENUES/APPROPRIATIONS - 56-630 - ATHLETICS	970	600	1,200	650
Dept 56-632 - ATHLETICS PROG - C-U BASEBALL					
ESTIMATED REVENUES					
35	FEES	16,880	13,000	13,000	13,000
39	DONATIONS	1,200	500	0	500
	TOTAL ESTIMATED REVENUES	18,080	13,500	13,000	13,500
APPROPRIATIONS					
42	SALARIES - PART TIME	770	850	850	850
43	SUPPLIES	3,800	2,700	2,120	2,500
45	CONTRACTUAL SERVICES	7,830	7,500	6,750	7,000
	TOTAL APPROPRIATIONS	12,400	11,050	9,720	10,350
	NET OF REVENUES/APPROPRIATIONS - 56-632 - ATHLETICS	5,680	2,450	3,280	3,150
Dept 56-634 - ATHLETICS PROG - SPORTS CAMP					
ESTIMATED REVENUES					
35	FEES	50,550	50,000	44,800	50,000
	TOTAL ESTIMATED REVENUES	50,550	50,000	44,800	50,000
APPROPRIATIONS					
42	SALARIES - PART TIME	21,200	22,160	23,860	23,000
43	SUPPLIES	1,370	1,950	1,920	2,020
45	CONTRACTUAL SERVICES	5,630	10,550	5,400	7,600
49	OTHER EXPENDITURES	520	500	320	450
	TOTAL APPROPRIATIONS	28,720	35,160	31,500	33,070
	NET OF REVENUES/APPROPRIATIONS - 56-634 - ATHLETICS	21,830	14,840	13,300	16,930
Dept 56-636 - ATHLETICS PROG - EXTENDED SPORTS CAMP					
ESTIMATED REVENUES					
35	FEES	9,080	7,800	7,630	7,800
	TOTAL ESTIMATED REVENUES	9,080	7,800	7,630	7,800
APPROPRIATIONS					
42	SALARIES - PART TIME	0	1,500	0	1,500
	TOTAL APPROPRIATIONS	0	1,500	0	1,500
	NET OF REVENUES/APPROPRIATIONS - 56-636 - ATHLETICS	9,080	6,300	7,630	6,300
Dept 56-640 - ATHLETICS PROG - SPORTS LESSONS					
ESTIMATED REVENUES					
35	FEES	720	780	790	900
	TOTAL ESTIMATED REVENUES	720	780	790	900
	NET OF REVENUES/APPROPRIATIONS - 56-640 - ATHLETICS	720	780	790	900
Dept 56-644 - ATHLETICS PROG - MARTIAL ARTS					
ESTIMATED REVENUES					
35	FEES	0	0	0	0
	TOTAL ESTIMATED REVENUES	0	0	0	0
APPROPRIATIONS					
42	SALARIES - PART TIME	0	0	0	0
	TOTAL APPROPRIATIONS	0	0	0	0
	NET OF REVENUES/APPROPRIATIONS - 56-644 - ATHLETICS	0	0	0	0
Dept 56-650 - ATHLETICS PROG - BROOKENS GYMNASIUM					
ESTIMATED REVENUES					
35	FEES	29,050	31,050	28,520	29,990
	TOTAL ESTIMATED REVENUES	29,050	31,050	28,520	29,990
APPROPRIATIONS					
41	SALARIES - FULL TIME	19,100	26,690	19,250	49,130

BUDGET REPORT FOR URBANA PARK DISTRICT

Fund: 05 RECREATION FUND

FISCAL YEAR 2019-2020 BUDGET - DEPARTMENT DETAIL

ACCOUNT CLASSIFICATION	DESCRIPTION	2017-18 ACTIVITY	2018-19 AMENDED BUDGET	2018-19 ACTIVITY THRU 04/30/19	2019-20 ORIGINAL BUDGET
ATHLETICS PROG					
Dept 56-650 - ATHLETICS PROG - BROOKENS GYMNASIUM					
APPROPRIATIONS					
42	SALARIES - PART TIME	9,500	10,730	10,080	10,500
43	SUPPLIES	810	3,000	1,670	3,000
45	CONTRACTUAL SERVICES	66,180	61,910	72,510	62,890
46	EQUIPMENT	7,090	3,000	3,010	3,000
48	UTILITIES	1,850	1,900	1,730	1,900
TOTAL APPROPRIATIONS		104,530	107,230	108,250	130,420
NET OF REVENUES/APPROPRIATIONS - 56-650 - ATHLETICS		(75,480)	(76,180)	(79,730)	(100,430)
NET OF REVENUES/APPROPRIATIONS - ATHLETICS PROG		13,280	(3,250)	(7,390)	0

BUDGET REPORT FOR URBANA PARK DISTRICT

Fund: 05 RECREATION FUND

FISCAL YEAR 2019-2020 BUDGET - DEPARTMENT DETAIL

ACCOUNT CLASSIFICATION	DESCRIPTION	2017-18 ACTIVITY	2018-19 AMENDED BUDGET	2018-19 ACTIVITY THRU 04/30/19	2019-20 ORIGINAL BUDGET
<b>AQUATICS PROGRAMS</b>					
Dept 57-001 - AQUATICS PROGRAMS - ADMIN					
<b>ESTIMATED REVENUES</b>					
30	TRANSFERS IN	3,270	2,020	2,020	5,000
31	PROPERTY TAXES	152,620	163,440	161,380	151,600
34	SALES	0	0	0	0
35	FEES	(11,310)	(2,500)	(8,840)	(2,500)
39	DONATIONS	10,770	10,430	11,050	10,430
<b>TOTAL ESTIMATED REVENUES</b>		<b>155,350</b>	<b>173,390</b>	<b>165,610</b>	<b>164,530</b>
<b>APPROPRIATIONS</b>					
41	SALARIES - FULL TIME	40,190	41,950	41,930	122,650
45	CONTRACTUAL SERVICES	0	0	80	0
46	EQUIPMENT	2,030	3,000	3,030	0
47	INSURANCES	0	0	0	0
48	UTILITIES	0	0	0	0
49	OTHER EXPENDITURES	161,350	160,300	152,060	160,000
<b>TOTAL APPROPRIATIONS</b>		<b>203,570</b>	<b>205,250</b>	<b>197,100</b>	<b>282,650</b>
<b>NET OF REVENUES/APPROPRIATIONS - 57-001 - AQUATICS</b>		<b>(48,220)</b>	<b>(31,860)</b>	<b>(31,490)</b>	<b>(118,120)</b>
Dept 57-571 - AQUATICS PROGRAMS - SWIM LESSONS					
<b>ESTIMATED REVENUES</b>					
35	FEES	123,870	99,000	97,180	98,000
<b>TOTAL ESTIMATED REVENUES</b>		<b>123,870</b>	<b>99,000</b>	<b>97,180</b>	<b>98,000</b>
<b>APPROPRIATIONS</b>					
42	SALARIES - PART TIME	71,160	67,000	58,270	60,100
43	SUPPLIES	290	700	370	700
45	CONTRACTUAL SERVICES	0	380	30	0
49	OTHER EXPENDITURES	0	50	0	50
<b>TOTAL APPROPRIATIONS</b>		<b>71,450</b>	<b>68,130</b>	<b>58,670</b>	<b>60,850</b>
<b>NET OF REVENUES/APPROPRIATIONS - 57-571 - AQUATICS</b>		<b>52,420</b>	<b>30,870</b>	<b>38,510</b>	<b>37,150</b>
Dept 57-572 - AQUATICS PROGRAMS - SPECIAL PROGRAMS					
<b>ESTIMATED REVENUES</b>					
35	FEES	500	500	370	1,600
<b>TOTAL ESTIMATED REVENUES</b>		<b>500</b>	<b>500</b>	<b>370</b>	<b>1,600</b>
<b>APPROPRIATIONS</b>					
42	SALARIES - PART TIME	120	200	750	1,500
43	SUPPLIES	350	350	320	500
<b>TOTAL APPROPRIATIONS</b>		<b>470</b>	<b>550</b>	<b>1,070</b>	<b>2,000</b>
<b>NET OF REVENUES/APPROPRIATIONS - 57-572 - AQUATICS</b>		<b>30</b>	<b>(50)</b>	<b>(700)</b>	<b>(400)</b>
Dept 57-573 - AQUATICS PROGRAMS - AQUATICS CAMP					
<b>ESTIMATED REVENUES</b>					
35	FEES	0	0	0	31,490
<b>TOTAL ESTIMATED REVENUES</b>		<b>0</b>	<b>0</b>	<b>0</b>	<b>31,490</b>
<b>APPROPRIATIONS</b>					
42	SALARIES - PART TIME	0	0	0	19,000
43	SUPPLIES	0	0	0	1,350
49	OTHER EXPENDITURES	0	0	0	400
<b>TOTAL APPROPRIATIONS</b>		<b>0</b>	<b>0</b>	<b>0</b>	<b>20,750</b>
<b>NET OF REVENUES/APPROPRIATIONS - 57-573 - AQUATICS</b>		<b>0</b>	<b>0</b>	<b>0</b>	<b>10,740</b>
Dept 57-574 - AQUATICS PROGRAMS - NADIATORS					
<b>ESTIMATED REVENUES</b>					
34	SALES	0	3,800	2,220	0
35	FEES	12,600	18,000	22,320	23,300
39	DONATIONS	3,710	0	50	0
<b>TOTAL ESTIMATED REVENUES</b>		<b>16,310</b>	<b>21,800</b>	<b>24,590</b>	<b>23,300</b>
<b>APPROPRIATIONS</b>					
42	SALARIES - PART TIME	11,390	11,000	14,080	13,000
43	SUPPLIES	8,270	7,250	6,550	5,250
45	CONTRACTUAL SERVICES	4,050	9,250	8,530	4,300
49	OTHER EXPENDITURES	0	0	0	50
<b>TOTAL APPROPRIATIONS</b>		<b>23,710</b>	<b>27,500</b>	<b>29,160</b>	<b>22,600</b>
<b>NET OF REVENUES/APPROPRIATIONS - 57-574 - AQUATICS</b>		<b>(7,400)</b>	<b>(5,700)</b>	<b>(4,570)</b>	<b>700</b>

BUDGET REPORT FOR URBANA PARK DISTRICT

Fund: 05 RECREATION FUND

FISCAL YEAR 2019-2020 BUDGET - DEPARTMENT DETAIL

ACCOUNT CLASSIFICATION	DESCRIPTION	2017-18 ACTIVITY	2018-19 AMENDED BUDGET	2018-19 ACTIVITY THRU 04/30/19	2019-20 ORIGINAL BUDGET
AQUATICS PROGRAMS					
Dept 57-575 - AQUATICS PROGRAMS - YEAR-ROUND SWIM PROG					
ESTIMATED REVENUES					
34	SALES	0	0	0	500
35	FEES	0	0	0	98,600
39	DONATIONS	0	0	0	4,500
TOTAL ESTIMATED REVENUES		0	0	0	103,600
APPROPRIATIONS					
42	SALARIES - PART TIME	0	0	0	7,000
43	SUPPLIES	0	0	70	600
45	CONTRACTUAL SERVICES	0	0	0	21,070
46	EQUIPMENT	0	0	0	1,000
49	OTHER EXPENDITURES	0	0	0	4,000
TOTAL APPROPRIATIONS		0	0	70	33,670
NET OF REVENUES/APPROPRIATIONS - 57-575 - AQUATICS		0	0	(70)	69,930
NET OF REVENUES/APPROPRIATIONS - AQUATICS PROGRAMS		(3,170)	(6,740)	1,680	0

BUDGET REPORT FOR URBANA PARK DISTRICT

Fund: 05 RECREATION FUND

FISCAL YEAR 2019-2020 BUDGET - DEPARTMENT DETAIL

ACCOUNT CLASSIFICATION	DESCRIPTION	2017-18 ACTIVITY	2018-19 AMENDED BUDGET	2018-19 ACTIVITY THRU 04/30/19	2019-20 ORIGINAL BUDGET
<b>SPECIAL EVENTS</b>					
Dept 58-581 - SPEC EVENTS - TURKEY TROT					
ESTIMATED REVENUES					
31	PROPERTY TAXES	3,720	1,730	1,710	1,730
34	SALES	3,770	1,400	2,100	1,400
39	DONATIONS	950	500	300	500
TOTAL ESTIMATED REVENUES		8,440	3,630	4,110	3,630
APPROPRIATIONS					
41	SALARIES - FULL TIME	970	650	780	650
43	SUPPLIES	6,890	2,830	2,780	2,830
49	OTHER EXPENDITURES	300	150	170	150
TOTAL APPROPRIATIONS		8,160	3,630	3,730	3,630
NET OF REVENUES/APPROPRIATIONS - 58-581 - SPEC EVEN		280	0	380	0
Dept 58-582 - SPEC EVENTS - HALLOWEEN FUNFEST					
ESTIMATED REVENUES					
31	PROPERTY TAXES	250	250	250	180
39	DONATIONS	0	250	0	250
TOTAL ESTIMATED REVENUES		250	500	250	430
APPROPRIATIONS					
42	SALARIES - PART TIME	120	210	90	170
43	SUPPLIES	120	200	150	200
45	CONTRACTUAL SERVICES	0	90	0	60
TOTAL APPROPRIATIONS		240	500	240	430
NET OF REVENUES/APPROPRIATIONS - 58-582 - SPEC EVEN		10	0	10	0
Dept 58-583 - SPEC EVENTS - KING PARK DAY					
ESTIMATED REVENUES					
31	PROPERTY TAXES	4,270	4,280	4,230	2,390
TOTAL ESTIMATED REVENUES		4,270	4,280	4,230	2,390
APPROPRIATIONS					
42	SALARIES - PART TIME	0	210	0	320
43	SUPPLIES	1,130	1,270	1,050	1,270
45	CONTRACTUAL SERVICES	2,800	2,800	800	800
TOTAL APPROPRIATIONS		3,930	4,280	1,850	2,390
NET OF REVENUES/APPROPRIATIONS - 58-583 - SPEC EVEN		340	0	2,380	0
Dept 58-584 - SPEC EVENTS - NEIGHBORHOOD EVENTS					
ESTIMATED REVENUES					
31	PROPERTY TAXES	2,550	3,210	3,170	3,150
39	DONATIONS	1,500	2,000	3,500	2,000
TOTAL ESTIMATED REVENUES		4,050	5,210	6,670	5,150
APPROPRIATIONS					
43	SUPPLIES	170	490	350	490
45	CONTRACTUAL SERVICES	4,740	4,720	4,370	4,660
TOTAL APPROPRIATIONS		4,910	5,210	4,720	5,150
NET OF REVENUES/APPROPRIATIONS - 58-584 - SPEC EVEN		(860)	0	1,950	0
Dept 58-585 - SPEC EVENTS - CRYSTAL LAKE ROOTS WALK					
ESTIMATED REVENUES					
31	PROPERTY TAXES	450	450	440	450
39	DONATIONS	540	500	580	500
TOTAL ESTIMATED REVENUES		990	950	1,020	950
APPROPRIATIONS					
45	CONTRACTUAL SERVICES	670	950	900	950
TOTAL APPROPRIATIONS		670	950	900	950
NET OF REVENUES/APPROPRIATIONS - 58-585 - SPEC EVEN		320	0	120	0
Dept 58-586 - SPEC EVENTS - MEADOWBROOK JAZZ WALK					
ESTIMATED REVENUES					
31	PROPERTY TAXES	650	700	690	950
39	DONATIONS	1,690	1,200	1,220	950
TOTAL ESTIMATED REVENUES		2,340	1,900	1,910	1,900
APPROPRIATIONS					
43	SUPPLIES	120	50	150	50



BUDGET REPORT FOR URBANA PARK DISTRICT

Fund: 05 RECREATION FUND

FISCAL YEAR 2019-2020 BUDGET - DEPARTMENT DETAIL

ACCOUNT CLASSIFICATION	DESCRIPTION	2017-18 ACTIVITY	2018-19 AMENDED BUDGET	2018-19 ACTIVITY THRU 04/30/19	2019-20 ORIGINAL BUDGET
SPECIAL EVENTS					
Dept 58-586 - SPEC EVENTS - MEADOWBROOK JAZZ WALK					
APPROPRIATIONS					
45	CONTRACTUAL SERVICES	1,550	1,850	1,370	1,850
	TOTAL APPROPRIATIONS	1,670	1,900	1,520	1,900
	NET OF REVENUES/APPROPRIATIONS - 58-586 - SPEC EVEN	670	0	390	0
Dept 58-587 - SPEC EVENTS - ARTS & CULTURE					
ESTIMATED REVENUES					
31	PROPERTY TAXES	0	0	0	1,230
37	GRANTS	0	0	0	0
39	DONATIONS	0	0	0	0
	TOTAL ESTIMATED REVENUES	0	0	0	1,230
APPROPRIATIONS					
42	SALARIES - PART TIME	0	0	0	990
43	SUPPLIES	0	0	0	240
45	CONTRACTUAL SERVICES	0	0	0	0
	TOTAL APPROPRIATIONS	0	0	0	1,230
	NET OF REVENUES/APPROPRIATIONS - 58-587 - SPEC EVEN	0	0	0	0
Dept 58-588 - SPEC EVENTS - PLACEHOLDER 1					
ESTIMATED REVENUES					
31	PROPERTY TAXES	0	0	0	0
39	DONATIONS	0	0	0	0
	TOTAL ESTIMATED REVENUES	0	0	0	0
APPROPRIATIONS					
42	SALARIES - PART TIME	0	0	0	0
43	SUPPLIES	0	0	0	0
45	CONTRACTUAL SERVICES	0	0	0	0
	TOTAL APPROPRIATIONS	0	0	0	0
	NET OF REVENUES/APPROPRIATIONS - 58-588 - SPEC EVEN	0	0	0	0
Dept 58-589 - SPEC EVENTS - PLACEHOLDER 2					
ESTIMATED REVENUES					
31	PROPERTY TAXES	0	0	0	0
39	DONATIONS	0	0	0	0
	TOTAL ESTIMATED REVENUES	0	0	0	0
APPROPRIATIONS					
42	SALARIES - PART TIME	0	0	0	0
43	SUPPLIES	0	0	0	0
45	CONTRACTUAL SERVICES	0	0	0	0
	TOTAL APPROPRIATIONS	0	0	0	0
	NET OF REVENUES/APPROPRIATIONS - 58-589 - SPEC EVEN	0	0	0	0
	NET OF REVENUES/APPROPRIATIONS - SPECIAL EVENTS	760	0	5,230	0

BUDGET REPORT FOR URBANA PARK DISTRICT

Fund: 05 RECREATION FUND

FISCAL YEAR 2019-2020 BUDGET - DEPARTMENT DETAIL

ACCOUNT CLASSIFICATION	DESCRIPTION	2017-18 ACTIVITY	2018-19 AMENDED BUDGET	2018-19 ACTIVITY THRU 04/30/19	2019-20 ORIGINAL BUDGET
<b>OUTREACH &amp; WELLNESS</b>					
Dept 59-001 - OUTREACH & WELLNESS - ADMIN					
ESTIMATED REVENUES					
31	PROPERTY TAXES	26,600	41,730	41,200	38,720
35	FEES	0	0	0	0
39	DONATIONS	70	3,000	2,170	18,000
TOTAL ESTIMATED REVENUES		26,670	44,730	43,370	56,720
APPROPRIATIONS					
41	SALARIES - FULL TIME	33,200	45,220	42,290	47,760
42	SALARIES - PART TIME	200	1,500	470	1,200
43	SUPPLIES	680	500	140	15,500
45	CONTRACTUAL SERVICES	300	800	620	800
46	EQUIPMENT	2,220	3,000	2,980	3,000
49	OTHER EXPENDITURES	290	1,200	1,490	2,000
TOTAL APPROPRIATIONS		36,890	52,220	47,990	70,260
NET OF REVENUES/APPROPRIATIONS - 59-001 - OUTREACH		(10,220)	(7,490)	(4,620)	(13,540)
Dept 59-580 - OUTREACH & WELLNESS - TAI CHI					
ESTIMATED REVENUES					
35	FEES	10,520	10,500	9,950	10,500
TOTAL ESTIMATED REVENUES		10,520	10,500	9,950	10,500
APPROPRIATIONS					
42	SALARIES - PART TIME	7,510	8,000	7,140	8,000
TOTAL APPROPRIATIONS		7,510	8,000	7,140	8,000
NET OF REVENUES/APPROPRIATIONS - 59-580 - OUTREACH		3,010	2,500	2,810	2,500
Dept 59-582 - OUTREACH & WELLNESS - YOGA					
ESTIMATED REVENUES					
35	FEES	6,510	5,500	4,840	5,500
TOTAL ESTIMATED REVENUES		6,510	5,500	4,840	5,500
APPROPRIATIONS					
42	SALARIES - PART TIME	11,150	10,500	9,150	10,000
43	SUPPLIES	100	100	90	200
TOTAL APPROPRIATIONS		11,250	10,600	9,240	10,200
NET OF REVENUES/APPROPRIATIONS - 59-582 - OUTREACH		(4,740)	(5,100)	(4,400)	(4,700)
Dept 59-584 - OUTREACH & WELLNESS - DANCE FITNESS					
ESTIMATED REVENUES					
35	FEES	840	1,000	800	1,000
TOTAL ESTIMATED REVENUES		840	1,000	800	1,000
APPROPRIATIONS					
42	SALARIES - PART TIME	1,670	3,500	2,110	3,500
TOTAL APPROPRIATIONS		1,670	3,500	2,110	3,500
NET OF REVENUES/APPROPRIATIONS - 59-584 - OUTREACH		(830)	(2,500)	(1,310)	(2,500)
Dept 59-586 - OUTREACH & WELLNESS - STRENGTH CLASSES					
ESTIMATED REVENUES					
35	FEES	47,250	43,200	44,620	43,200
TOTAL ESTIMATED REVENUES		47,250	43,200	44,620	43,200
APPROPRIATIONS					
42	SALARIES - PART TIME	24,150	23,350	20,990	23,100
43	SUPPLIES	300	300	260	300
TOTAL APPROPRIATIONS		24,450	23,650	21,250	23,400
NET OF REVENUES/APPROPRIATIONS - 59-586 - OUTREACH		22,800	19,550	23,370	19,800
Dept 59-588 - OUTREACH & WELLNESS - WATER AEROBICS					
ESTIMATED REVENUES					
35	FEES	22,820	22,000	20,030	22,000
TOTAL ESTIMATED REVENUES		22,820	22,000	20,030	22,000
APPROPRIATIONS					
42	SALARIES - PART TIME	12,970	13,500	13,730	13,700
43	SUPPLIES	480	500	500	500
45	CONTRACTUAL SERVICES	2,070	3,000	2,410	3,000
TOTAL APPROPRIATIONS		15,520	17,000	16,640	17,200

BUDGET REPORT FOR URBANA PARK DISTRICT

Fund: 05 RECREATION FUND

FISCAL YEAR 2019-2020 BUDGET - DEPARTMENT DETAIL

ACCOUNT CLASSIFICATION	DESCRIPTION	2017-18 ACTIVITY	2018-19 AMENDED BUDGET	2018-19 ACTIVITY THRU 04/30/19	2019-20 ORIGINAL BUDGET
OUTREACH & WELLNESS					
Dept 59-588 - OUTREACH & WELLNESS - WATER AEROBICS					
	NET OF REVENUES/APPROPRIATIONS - 59-588 - OUTREACH	7,300	5,000	3,390	4,800
Dept 59-590 - OUTREACH & WELLNESS - BICYCLE PROGRAMS					
ESTIMATED REVENUES					
35	FEEES	0	0	0	0
	TOTAL ESTIMATED REVENUES	0	0	0	0
APPROPRIATIONS					
42	SALARIES - PART TIME	0	0	0	250
43	SUPPLIES	100	200	60	200
45	CONTRACTUAL SERVICES	300	300	0	350
	TOTAL APPROPRIATIONS	400	500	60	800
	NET OF REVENUES/APPROPRIATIONS - 59-590 - OUTREACH	(400)	(500)	(60)	(800)
Dept 59-592 - OUTREACH & WELLNESS - WELLNESS PROGRAMS					
ESTIMATED REVENUES					
35	FEEES	0	0	250	0
	TOTAL ESTIMATED REVENUES	0	0	250	0
APPROPRIATIONS					
42	SALARIES - PART TIME	0	150	240	500
43	SUPPLIES	0	700	60	120
45	CONTRACTUAL SERVICES	0	500	0	0
	TOTAL APPROPRIATIONS	0	1,350	300	620
	NET OF REVENUES/APPROPRIATIONS - 59-592 - OUTREACH	0	(1,350)	(50)	(620)
Dept 59-594 - OUTREACH & WELLNESS - COOKING CLASSES					
ESTIMATED REVENUES					
35	FEEES	0	0	0	300
	TOTAL ESTIMATED REVENUES	0	0	0	300
APPROPRIATIONS					
42	SALARIES - PART TIME	0	0	0	0
43	SUPPLIES	0	0	0	500
45	CONTRACTUAL SERVICES	0	0	0	500
	TOTAL APPROPRIATIONS	0	0	0	1,000
	NET OF REVENUES/APPROPRIATIONS - 59-594 - OUTREACH	0	0	0	(700)
Dept 59-596 - OUTREACH & WELLNESS - OUTRCH/WELL EVENTS					
ESTIMATED REVENUES					
39	DONATIONS	0	0	0	10,000
	TOTAL ESTIMATED REVENUES	0	0	0	10,000
APPROPRIATIONS					
42	SALARIES - PART TIME	0	2,000	60	6,000
43	SUPPLIES	0	1,000	310	1,740
45	CONTRACTUAL SERVICES	0	3,350	3,560	6,500
	TOTAL APPROPRIATIONS	0	6,350	3,930	14,240
	NET OF REVENUES/APPROPRIATIONS - 59-596 - OUTREACH	0	(6,350)	(3,930)	(4,240)
	NET OF REVENUES/APPROPRIATIONS - OUTREACH & WELLNESS	16,920	3,760	15,200	0

BUDGET REPORT FOR URBANA PARK DISTRICT

Fund: 05 RECREATION FUND

FISCAL YEAR 2019-2020 BUDGET - DEPARTMENT DETAIL

ACCOUNT CLASSIFICATION	DESCRIPTION	2017-18 ACTIVITY	2018-19 AMENDED BUDGET	2018-19 ACTIVITY THRU 04/30/19	2019-20 ORIGINAL BUDGET
LAKE HOUSE					
Dept 60-500 - LAKE HOUSE - MANAGEMENT					
ESTIMATED REVENUES					
31	PROPERTY TAXES	3,110	17,300	17,080	17,610
35	FEES	24,460	28,510	29,020	15,710
37	GRANTS	0	0	200	0
39	DONATIONS	310	300	300	300
TOTAL ESTIMATED REVENUES		27,880	46,110	46,600	33,620
APPROPRIATIONS					
41	SALARIES - FULL TIME	560	590	590	600
42	SALARIES - PART TIME	3,090	2,770	3,350	2,500
43	SUPPLIES	150	280	130	240
45	CONTRACTUAL SERVICES	830	1,050	1,410	1,000
48	UTILITIES	12,160	11,280	9,090	12,130
TOTAL APPROPRIATIONS		16,790	15,970	14,570	16,470
NET OF REVENUES/APPROPRIATIONS - 60-500 - LAKE HOUSE		11,090	30,140	32,030	17,150
Dept 60-505 - LAKE HOUSE - MAINTENANCE					
APPROPRIATIONS					
41	SALARIES - FULL TIME	8,720	8,290	10,920	8,890
42	SALARIES - PART TIME	740	2,300	340	2,450
43	SUPPLIES	1,950	3,700	1,340	3,700
45	CONTRACTUAL SERVICES	550	15,850	14,310	2,100
TOTAL APPROPRIATIONS		11,960	30,140	26,910	17,140
NET OF REVENUES/APPROPRIATIONS - 60-505 - LAKE HOUSE		(11,960)	(30,140)	(26,910)	(17,140)
Dept 60-600 - LAKE HOUSE - CONCESSIONS					
ESTIMATED REVENUES					
34	SALES	740	1,250	950	1,100
35	FEES	5,540	11,000	6,660	10,000
39	DONATIONS	0	0	1,480	0
TOTAL ESTIMATED REVENUES		6,280	12,250	9,090	11,100
APPROPRIATIONS					
42	SALARIES - PART TIME	4,740	10,250	8,320	9,020
43	SUPPLIES	990	1,080	1,280	1,260
45	CONTRACTUAL SERVICES	450	770	300	700
46	EQUIPMENT	0	0	730	0
49	OTHER EXPENDITURES	110	140	130	130
TOTAL APPROPRIATIONS		6,290	12,240	10,760	11,110
NET OF REVENUES/APPROPRIATIONS - 60-600 - LAKE HOUSE		(10)	10	(1,670)	(10)
NET OF REVENUES/APPROPRIATIONS - LAKE HOUSE		(880)	10	3,450	0
ESTIMATED REVENUES - FUND 05		2,974,300	3,065,730	2,933,850	3,354,210
APPROPRIATIONS - FUND 05		2,901,280	3,066,660	2,992,260	3,349,000
NET OF REVENUES/APPROPRIATIONS - FUND 05		73,020	(930)	(58,410)	5,210

BUDGET REPORT FOR URBANA PARK DISTRICT

Fund: 09 MUSEUM FUND

FISCAL YEAR 2019-2020 BUDGET - FUND SUMMARY

ACCOUNT CLASSIFICATION	DESCRIPTION	2017-18 ACTIVITY	2018-19 AMENDED BUDGET	2018-19 ACTIVITY THRU 04/30/19	2019-20 ORIGINAL BUDGET
<b>ESTIMATED REVENUES</b>					
Other Sources Of Funds					
30	TRANSFERS IN	2,150	1,450	1,450	5,000
TOTAL OTHER SOURCES OF FUNDS		2,150	1,450	1,450	5,000
<b>Revenue</b>					
31	PROPERTY TAXES	728,190	841,890	831,350	880,410
33	INTEREST	2,410	1,400	4,210	2,000
34	SALES	0	30	10	30
35	FEES	118,610	110,420	116,810	116,450
37	GRANTS	690	0	500	100
39	DONATIONS	12,080	22,370	7,240	7,750
TOTAL REVENUE		861,980	976,110	960,120	1,006,740
TOTAL ESTIMATED REVENUES		864,130	977,560	961,570	1,011,740
<b>APPROPRIATIONS</b>					
Other Uses Of Funds					
40	TRANSFERS OUT	320,000	438,000	418,460	512,000
TOTAL OTHER USES OF FUNDS		320,000	438,000	418,460	512,000
<b>Expenditure</b>					
41	SALARIES - FULL TIME	247,710	268,020	250,590	261,770
42	SALARIES - PART TIME	106,310	138,450	117,530	164,840
43	SUPPLIES	25,860	30,460	21,480	33,510
45	CONTRACTUAL SERVICES	52,570	79,520	57,090	80,850
46	EQUIPMENT	7,110	41,000	10,430	9,000
47	INSURANCES	36,790	35,900	28,600	34,960
48	UTILITIES	17,680	18,100	19,310	20,100
49	OTHER EXPENDITURES	7,780	11,510	7,870	11,240
TOTAL EXPENDITURE		501,810	622,960	512,900	616,270
TOTAL APPROPRIATIONS		821,810	1,060,960	931,360	1,128,270
NET OF REVENUES/APPROPRIATIONS - FUND 09		42,320	(83,400)	30,210	(116,530)
BEGINNING FUND BALANCE		298,790	341,190	341,190	0
ENDING FUND BALANCE		341,110	257,790	371,400	(116,530)

BUDGET REPORT FOR URBANA PARK DISTRICT

Fund: 09 MUSEUM FUND

FISCAL YEAR 2019-2020 BUDGET - DEPARTMENT DETAIL

ACCOUNT CLASSIFICATION	DESCRIPTION	2017-18 ACTIVITY	2018-19 AMENDED BUDGET	2018-19 ACTIVITY THRU 04/30/19	2019-20 ORIGINAL BUDGET
ADMINISTRATION					
Dept 01-001 - ADMINISTRATION - ADMIN					
ESTIMATED REVENUES					
31	PROPERTY TAXES	330,180	388,000	383,140	422,470
33	INTEREST	2,410	1,400	4,210	2,000
TOTAL ESTIMATED REVENUES		332,590	389,400	387,350	424,470
APPROPRIATIONS					
40	TRANSFERS OUT	320,000	438,000	418,460	512,000
42	SALARIES - PART TIME	2,080	4,250	3,540	5,000
45	CONTRACTUAL SERVICES	4,630	20,000	0	20,000
46	EQUIPMENT	0	3,000	100	3,000
49	OTHER EXPENDITURES	0	1,000	980	1,000
TOTAL APPROPRIATIONS		326,710	466,250	423,080	541,000
NET OF REVENUES/APPROPRIATIONS - 01-001 - ADMINISTF		5,880	(76,850)	(35,730)	(116,530)
NET OF REVENUES/APPROPRIATIONS - ADMINISTRATION		5,880	(76,850)	(35,730)	(116,530)

BUDGET REPORT FOR URBANA PARK DISTRICT

Fund: 09 MUSEUM FUND

FISCAL YEAR 2019-2020 BUDGET - DEPARTMENT DETAIL

ACCOUNT CLASSIFICATION	DESCRIPTION	2017-18 ACTIVITY	2018-19 AMENDED BUDGET	2018-19 ACTIVITY THRU 04/30/19	2019-20 ORIGINAL BUDGET
NATURE CENTER					
Dept 40-404 - NATURE CENTER - RENTALS					
APPROPRIATIONS					
42	SALARIES - PART TIME	630	870	960	880
43	SUPPLIES	330	200	480	200
TOTAL APPROPRIATIONS		960	1,070	1,440	1,080
NET OF REVENUES/APPROPRIATIONS - 40-404 - NATURE CE		(960)	(1,070)	(1,440)	(1,080)
Dept 40-500 - NATURE CENTER - MANAGEMENT					
ESTIMATED REVENUES					
31	PROPERTY TAXES	329,570	365,220	360,650	335,160
34	SALES	0	30	10	30
35	FEES	5,760	4,750	4,180	4,750
39	DONATIONS	3,930	16,020	740	820
TOTAL ESTIMATED REVENUES		339,260	386,020	365,580	340,760
APPROPRIATIONS					
41	SALARIES - FULL TIME	148,820	149,820	148,430	153,590
42	SALARIES - PART TIME	30,110	40,550	29,960	42,440
43	SUPPLIES	4,480	6,800	2,960	7,200
45	CONTRACTUAL SERVICES	8,040	9,400	10,040	12,040
46	EQUIPMENT	6,870	35,000	6,760	3,000
47	INSURANCES	36,790	35,900	28,600	34,960
48	UTILITIES	3,380	3,860	3,730	3,860
49	OTHER EXPENDITURES	6,900	8,820	5,910	8,680
TOTAL APPROPRIATIONS		245,390	290,150	236,390	265,770
NET OF REVENUES/APPROPRIATIONS - 40-500 - NATURE CE		93,870	95,870	129,190	74,990
Dept 40-505 - NATURE CENTER - MAINTENANCE					
APPROPRIATIONS					
41	SALARIES - FULL TIME	16,350	31,000	19,020	21,150
42	SALARIES - PART TIME	6,360	3,450	1,340	3,750
43	SUPPLIES	6,540	5,470	5,980	5,470
45	CONTRACTUAL SERVICES	20,780	30,200	32,270	24,300
46	EQUIPMENT	240	3,000	2,300	3,000
48	UTILITIES	14,300	14,240	15,580	16,240
TOTAL APPROPRIATIONS		64,570	87,360	76,490	73,910
NET OF REVENUES/APPROPRIATIONS - 40-505 - NATURE CE		(64,570)	(87,360)	(76,490)	(73,910)
Dept 43-425 - GARDEN PROG - GARDEN PROGRAMS					
ESTIMATED REVENUES					
35	FEES	0	0	0	310
TOTAL ESTIMATED REVENUES		0	0	0	310
APPROPRIATIONS					
42	SALARIES - PART TIME	0	0	0	70
43	SUPPLIES	0	0	0	40
45	CONTRACTUAL SERVICES	0	0	0	80
TOTAL APPROPRIATIONS		0	0	0	190
NET OF REVENUES/APPROPRIATIONS - 43-425 - GARDEN PF		0	0	0	120
NET OF REVENUES/APPROPRIATIONS - NATURE CENTER		28,340	7,440	51,260	120

BUDGET REPORT FOR URBANA PARK DISTRICT

Fund: 09 MUSEUM FUND

FISCAL YEAR 2019-2020 BUDGET - DEPARTMENT DETAIL

ACCOUNT CLASSIFICATION	DESCRIPTION	2017-18 ACTIVITY	2018-19 AMENDED BUDGET	2018-19 ACTIVITY THRU 04/30/19	2019-20 ORIGINAL BUDGET
EXHIBITS					
Dept 41-001 - EXHIBITS - ADMIN					
ESTIMATED REVENUES					
31	PROPERTY TAXES	0	0	0	20,600
TOTAL ESTIMATED REVENUES		0	0	0	20,600
NET OF REVENUES/APPROPRIATIONS - 41-001 - EXHIBITS		0	0	0	20,600
Dept 41-402 - EXHIBITS - MGMT & VOLUNTEERS					
APPROPRIATIONS					
43	SUPPLIES	720	1,160	350	1,160
45	CONTRACTUAL SERVICES	0	500	250	500
TOTAL APPROPRIATIONS		720	1,660	600	1,660
NET OF REVENUES/APPROPRIATIONS - 41-402 - EXHIBITS		(720)	(1,660)	(600)	(1,660)
Dept 41-406 - EXHIBITS - INTERPRETATION					
APPROPRIATIONS					
42	SALARIES - PART TIME	0	0	40	2,380
43	SUPPLIES	3,000	1,400	2,550	1,400
45	CONTRACTUAL SERVICES	7,000	5,000	0	5,000
TOTAL APPROPRIATIONS		10,000	6,400	2,590	8,780
NET OF REVENUES/APPROPRIATIONS - 41-406 - EXHIBITS		(10,000)	(6,400)	(2,590)	(8,780)
Dept 41-408 - EXHIBITS - EXHIBIT ANIMALS & WILDLIFE					
ESTIMATED REVENUES					
35	FEES	570	200	400	0
39	DONATIONS	0	0	10	1,750
TOTAL ESTIMATED REVENUES		570	200	410	1,750
APPROPRIATIONS					
42	SALARIES - PART TIME	700	2,380	1,120	6,560
43	SUPPLIES	4,950	5,350	3,720	5,350
TOTAL APPROPRIATIONS		5,650	7,730	4,840	11,910
NET OF REVENUES/APPROPRIATIONS - 41-408 - EXHIBITS		(5,080)	(7,530)	(4,430)	(10,160)
NET OF REVENUES/APPROPRIATIONS - EXHIBITS		(15,800)	(15,590)	(7,620)	0



BUDGET REPORT FOR URBANA PARK DISTRICT

Fund: 09 MUSEUM FUND

FISCAL YEAR 2019-2020 BUDGET - DEPARTMENT DETAIL

ACCOUNT CLASSIFICATION	DESCRIPTION	2017-18 ACTIVITY	2018-19 AMENDED BUDGET	2018-19 ACTIVITY THRU 04/30/19	2019-20 ORIGINAL BUDGET
<b>PUBLIC PROGRAMS</b>					
Dept 42-001 - PUBLIC PROG - ADMIN					
ESTIMATED REVENUES					
31	PROPERTY TAXES	28,840	40,950	40,440	39,910
37	GRANTS	170	0	0	0
39	DONATIONS	2,600	1,750	2,310	100
TOTAL ESTIMATED REVENUES		31,610	42,700	42,750	40,010
APPROPRIATIONS					
41	SALARIES - FULL TIME	22,770	23,050	22,810	25,790
42	SALARIES - PART TIME	10,300	22,630	19,210	16,180
43	SUPPLIES	0	0	100	60
45	CONTRACTUAL SERVICES	240	1,300	120	1,000
46	EQUIPMENT	0	0	1,270	0
49	OTHER EXPENDITURES	0	0	0	0
TOTAL APPROPRIATIONS		33,310	46,980	43,510	43,030
NET OF REVENUES/APPROPRIATIONS - 42-001 - PUBLIC PF		(1,700)	(4,280)	(760)	(3,020)
Dept 42-410 - PUBLIC PROG - PRESCHOOL PROGRAMS					
ESTIMATED REVENUES					
35	FEES	0	540	930	540
TOTAL ESTIMATED REVENUES		0	540	930	540
APPROPRIATIONS					
42	SALARIES - PART TIME	0	280	0	280
43	SUPPLIES	40	60	140	60
TOTAL APPROPRIATIONS		40	340	140	340
NET OF REVENUES/APPROPRIATIONS - 42-410 - PUBLIC PF		(40)	200	790	200
Dept 42-412 - PUBLIC PROG - YOUTH PROGRAMS					
ESTIMATED REVENUES					
35	FEES	180	0	0	0
TOTAL ESTIMATED REVENUES		180	0	0	0
APPROPRIATIONS					
43	SUPPLIES	40	0	0	0
TOTAL APPROPRIATIONS		40	0	0	0
NET OF REVENUES/APPROPRIATIONS - 42-412 - PUBLIC PF		140	0	0	0
Dept 42-414 - PUBLIC PROG - ALL AGE PROGRAMS					
ESTIMATED REVENUES					
35	FEES	190	540	780	190
TOTAL ESTIMATED REVENUES		190	540	780	190
APPROPRIATIONS					
42	SALARIES - PART TIME	150	160	90	120
43	SUPPLIES	680	550	160	140
45	CONTRACTUAL SERVICES	330	0	0	350
TOTAL APPROPRIATIONS		1,160	710	250	610
NET OF REVENUES/APPROPRIATIONS - 42-414 - PUBLIC PF		(970)	(170)	530	(420)
Dept 42-416 - PUBLIC PROG - ADULT PROGRAMS					
ESTIMATED REVENUES					
35	FEES	780	810	1,590	780
TOTAL ESTIMATED REVENUES		780	810	1,590	780
APPROPRIATIONS					
42	SALARIES - PART TIME	0	0	0	0
43	SUPPLIES	10	120	40	30
45	CONTRACTUAL SERVICES	310	300	950	340
TOTAL APPROPRIATIONS		320	420	990	370
NET OF REVENUES/APPROPRIATIONS - 42-416 - PUBLIC PF		460	390	600	410
Dept 42-418 - PUBLIC PROG - SPECIAL REQUEST PROGRAMS					
ESTIMATED REVENUES					
35	FEES	1,430	1,250	1,000	1,250
TOTAL ESTIMATED REVENUES		1,430	1,250	1,000	1,250
APPROPRIATIONS					
42	SALARIES - PART TIME	160	200	80	200
43	SUPPLIES	50	30	0	30

BUDGET REPORT FOR URBANA PARK DISTRICT

Fund: 09 MUSEUM FUND

FISCAL YEAR 2019-2020 BUDGET - DEPARTMENT DETAIL

ACCOUNT CLASSIFICATION	DESCRIPTION	2017-18 ACTIVITY	2018-19 AMENDED BUDGET	2018-19 ACTIVITY THRU 04/30/19	2019-20 ORIGINAL BUDGET
PUBLIC PROGRAMS					
Dept 42-418 - PUBLIC PROG - SPECIAL REQUEST PROGRAMS					
APPROPRIATIONS					
	TOTAL APPROPRIATIONS	210	230	80	230
	NET OF REVENUES/APPROPRIATIONS - 42-418 - PUBLIC PF	1,220	1,020	920	1,020
Dept 42-420 - PUBLIC PROG - TRAVELING NATURALIST					
ESTIMATED REVENUES					
35	FEEES	3,080	2,700	2,310	2,700
	TOTAL ESTIMATED REVENUES	3,080	2,700	2,310	2,700
APPROPRIATIONS					
42	SALARIES - PART TIME	100	120	70	120
43	SUPPLIES	30	30	0	30
49	OTHER EXPENDITURES	290	300	170	300
	TOTAL APPROPRIATIONS	420	450	240	450
	NET OF REVENUES/APPROPRIATIONS - 42-420 - PUBLIC PF	2,660	2,250	2,070	2,250
Dept 42-422 - PUBLIC PROG - BIRTHDAY/PARTY PROGRAMS					
ESTIMATED REVENUES					
35	FEEES	2,830	2,390	3,020	2,390
	TOTAL ESTIMATED REVENUES	2,830	2,390	3,020	2,390
APPROPRIATIONS					
42	SALARIES - PART TIME	160	150	180	150
43	SUPPLIES	290	100	190	100
	TOTAL APPROPRIATIONS	450	250	370	250
	NET OF REVENUES/APPROPRIATIONS - 42-422 - PUBLIC PF	2,380	2,140	2,650	2,140
Dept 42-424 - PUBLIC PROG - NATURE PLAYSCAPE					
ESTIMATED REVENUES					
39	DONATIONS	0	0	0	0
	TOTAL ESTIMATED REVENUES	0	0	0	0
APPROPRIATIONS					
42	SALARIES - PART TIME	0	0	0	2,380
43	SUPPLIES	0	0	210	200
	TOTAL APPROPRIATIONS	0	0	210	2,580
	NET OF REVENUES/APPROPRIATIONS - 42-424 - PUBLIC PF	0	0	(210)	(2,580)
NET OF REVENUES/APPROPRIATIONS - PUBLIC PROGRAMS		4,150	1,550	6,590	0

BUDGET REPORT FOR URBANA PARK DISTRICT

Fund: 09 MUSEUM FUND

FISCAL YEAR 2019-2020 BUDGET - DEPARTMENT DETAIL

ACCOUNT CLASSIFICATION	DESCRIPTION	2017-18 ACTIVITY	2018-19 AMENDED BUDGET	2018-19 ACTIVITY THRU 04/30/19	2019-20 ORIGINAL BUDGET
GARDEN PROGRAMS					
Dept 43-001 - GARDEN PROG - ADMIN					
APPROPRIATIONS					
41	SALARIES - FULL TIME	0	0	0	3,210
	TOTAL APPROPRIATIONS	0	0	0	3,210
	NET OF REVENUES/APPROPRIATIONS - 43-001 - GARDEN PF	0	0	0	(3,210)
Dept 43-426 - GARDEN PROG - MEADOWBROOK GARDENS					
ESTIMATED REVENUES					
35	FEES	4,960	5,200	10,970	4,650
	TOTAL ESTIMATED REVENUES	4,960	5,200	10,970	4,650
APPROPRIATIONS					
42	SALARIES - PART TIME	700	1,580	350	1,570
43	SUPPLIES	0	60	50	60
	TOTAL APPROPRIATIONS	700	1,640	400	1,630
	NET OF REVENUES/APPROPRIATIONS - 43-426 - GARDEN PF	4,260	3,560	10,570	3,020
Dept 43-428 - GARDEN PROG - VICTORY NBHD GARDENS					
ESTIMATED REVENUES					
35	FEES	250	240	500	240
	TOTAL ESTIMATED REVENUES	250	240	500	240
APPROPRIATIONS					
42	SALARIES - PART TIME	80	200	50	170
43	SUPPLIES	0	0	0	0
	TOTAL APPROPRIATIONS	80	200	50	170
	NET OF REVENUES/APPROPRIATIONS - 43-428 - GARDEN PF	170	40	450	70
	NET OF REVENUES/APPROPRIATIONS - GARDEN PROGRAMS	4,430	3,600	11,020	(120)

BUDGET REPORT FOR URBANA PARK DISTRICT

Fund: 09 MUSEUM FUND

FISCAL YEAR 2019-2020 BUDGET - DEPARTMENT DETAIL

ACCOUNT CLASSIFICATION	DESCRIPTION	2017-18 ACTIVITY	2018-19 AMENDED BUDGET	2018-19 ACTIVITY THRU 04/30/19	2019-20 ORIGINAL BUDGET
ENVIR EDUC PROG					
Dept 44-001 - ENV EDU PROG - ADMIN					
ESTIMATED REVENUES					
31	PROPERTY TAXES	15,140	15,450	15,260	13,370
35	FEES	0	300	0	0
37	GRANTS	170	0	0	100
39	DONATIONS	0	0	250	1,130
TOTAL ESTIMATED REVENUES		15,310	15,750	15,510	14,600
APPROPRIATIONS					
41	SALARIES - FULL TIME	14,770	15,610	13,480	14,490
43	SUPPLIES	0	300	160	300
45	CONTRACTUAL SERVICES	690	750	690	750
TOTAL APPROPRIATIONS		15,460	16,660	14,330	15,540
NET OF REVENUES/APPROPRIATIONS - 44-001 - ENV EDU F		(150)	(910)	1,180	(940)
Dept 44-430 - ENV EDU PROG - SCHOOL TOURS					
ESTIMATED REVENUES					
35	FEES	3,090	3,570	3,680	7,650
39	DONATIONS	0	0	120	0
TOTAL ESTIMATED REVENUES		3,090	3,570	3,800	7,650
APPROPRIATIONS					
42	SALARIES - PART TIME	3,330	3,540	3,540	6,590
43	SUPPLIES	220	50	90	200
45	CONTRACTUAL SERVICES	0	0	260	700
TOTAL APPROPRIATIONS		3,550	3,590	3,890	7,490
NET OF REVENUES/APPROPRIATIONS - 44-430 - ENV EDU F		(460)	(20)	(90)	160
Dept 44-432 - ENV EDU PROG - NATURALIST IN CLASSRM					
ESTIMATED REVENUES					
35	FEES	870	880	1,280	880
TOTAL ESTIMATED REVENUES		870	880	1,280	880
APPROPRIATIONS					
42	SALARIES - PART TIME	130	380	120	290
43	SUPPLIES	30	40	30	40
49	OTHER EXPENDITURES	40	150	160	100
TOTAL APPROPRIATIONS		200	570	310	430
NET OF REVENUES/APPROPRIATIONS - 44-432 - ENV EDU F		670	310	970	450
Dept 44-434 - ENV EDU PROG - LOAN ITEMS					
ESTIMATED REVENUES					
35	FEES	220	360	170	360
TOTAL ESTIMATED REVENUES		220	360	170	360
APPROPRIATIONS					
43	SUPPLIES	40	100	90	150
49	OTHER EXPENDITURES	0	200	0	100
TOTAL APPROPRIATIONS		40	300	90	250
NET OF REVENUES/APPROPRIATIONS - 44-434 - ENV EDU F		180	60	80	110
Dept 44-436 - ENV EDU PROG - EDUCATOR SERVICES					
ESTIMATED REVENUES					
35	FEES	0	940	260	940
TOTAL ESTIMATED REVENUES		0	940	260	940
APPROPRIATIONS					
43	SUPPLIES	100	330	50	330
45	CONTRACTUAL SERVICES	0	50	0	50
TOTAL APPROPRIATIONS		100	380	50	380
NET OF REVENUES/APPROPRIATIONS - 44-436 - ENV EDU F		(100)	560	210	560
Dept 44-438 - ENV EDU PROG - AFTERSCHOOL PROGRAMS					
ESTIMATED REVENUES					
35	FEES	0	0	0	350
TOTAL ESTIMATED REVENUES		0	0	0	350
APPROPRIATIONS					
42	SALARIES - PART TIME	0	0	0	270
43	SUPPLIES	0	0	0	30

BUDGET REPORT FOR URBANA PARK DISTRICT

Fund: 09 MUSEUM FUND

FISCAL YEAR 2019-2020 BUDGET - DEPARTMENT DETAIL

ACCOUNT CLASSIFICATION	DESCRIPTION	2017-18 ACTIVITY	2018-19 AMENDED BUDGET	2018-19 ACTIVITY THRU 04/30/19	2019-20 ORIGINAL BUDGET
ENVIR EDUC PROG					
Dept 44-438 - ENV EDU PROG - AFTERSCHOOL PROGRAMS					
APPROPRIATIONS					
49	OTHER EXPENDITURES	0	0	0	20
	TOTAL APPROPRIATIONS	0	0	0	320
	NET OF REVENUES/APPROPRIATIONS - 44-438 - ENV EDU F	0	0	0	30
Dept 44-440 - ENV EDU PROG - TEEN PROGRAMS					
ESTIMATED REVENUES					
35	FEES	0	0	0	260
	TOTAL ESTIMATED REVENUES	0	0	0	260
APPROPRIATIONS					
42	SALARIES - PART TIME	0	0	0	290
43	SUPPLIES	0	0	0	100
45	CONTRACTUAL SERVICES	0	0	0	240
	TOTAL APPROPRIATIONS	0	0	0	630
	NET OF REVENUES/APPROPRIATIONS - 44-440 - ENV EDU F	0	0	0	(370)
	NET OF REVENUES/APPROPRIATIONS - ENVIR EDUC PROG	140	0	2,350	0

BUDGET REPORT FOR URBANA PARK DISTRICT

Fund: 09 MUSEUM FUND

FISCAL YEAR 2019-2020 BUDGET - DEPARTMENT DETAIL

ACCOUNT CLASSIFICATION	DESCRIPTION	2017-18 ACTIVITY	2018-19 AMENDED BUDGET	2018-19 ACTIVITY THRU 04/30/19	2019-20 ORIGINAL BUDGET
<b>SPECIAL EVENTS</b>					
Dept 45-001 - SPEC EVENTS - ADMIN					
ESTIMATED REVENUES					
31	PROPERTY TAXES	7,770	11,900	11,750	24,100
34	SALES	0	0	0	0
39	DONATIONS	1,520	1,400	0	0
TOTAL ESTIMATED REVENUES		9,290	13,300	11,750	24,100
APPROPRIATIONS					
41	SALARIES - FULL TIME	6,680	7,050	6,860	7,150
TOTAL APPROPRIATIONS		6,680	7,050	6,860	7,150
NET OF REVENUES/APPROPRIATIONS - 45-001 - SPEC EVEN		2,610	6,250	4,890	16,950
Dept 45-442 - SPEC EVENTS - STRAWBERRY JAM					
ESTIMATED REVENUES					
39	DONATIONS	2,760	2,100	2,170	1,150
TOTAL ESTIMATED REVENUES		2,760	2,100	2,170	1,150
APPROPRIATIONS					
42	SALARIES - PART TIME	570	1,350	520	1,250
43	SUPPLIES	220	490	240	690
45	CONTRACTUAL SERVICES	1,490	2,000	1,970	2,370
TOTAL APPROPRIATIONS		2,280	3,840	2,730	4,310
NET OF REVENUES/APPROPRIATIONS - 45-442 - SPEC EVEN		480	(1,740)	(560)	(3,160)
Dept 45-444 - SPEC EVENTS - ART SHOW					
ESTIMATED REVENUES					
39	DONATIONS	0	0	70	0
TOTAL ESTIMATED REVENUES		0	0	70	0
APPROPRIATIONS					
43	SUPPLIES	90	180	110	180
45	CONTRACTUAL SERVICES	0	0	50	50
TOTAL APPROPRIATIONS		90	180	160	230
NET OF REVENUES/APPROPRIATIONS - 45-444 - SPEC EVEN		(90)	(180)	(90)	(230)
Dept 45-446 - SPEC EVENTS - TAKE A CHILD OUTSIDE WEEK					
ESTIMATED REVENUES					
39	DONATIONS	0	1,100	130	2,500
TOTAL ESTIMATED REVENUES		0	1,100	130	2,500
APPROPRIATIONS					
42	SALARIES - PART TIME	0	280	80	280
43	SUPPLIES	0	540	40	540
45	CONTRACTUAL SERVICES	0	1,000	350	1,000
TOTAL APPROPRIATIONS		0	1,820	470	1,820
NET OF REVENUES/APPROPRIATIONS - 45-446 - SPEC EVEN		0	(720)	(340)	680
Dept 45-447 - SPEC EVENTS - BIOBLITZ					
ESTIMATED REVENUES					
39	DONATIONS	0	0	0	0
TOTAL ESTIMATED REVENUES		0	0	0	0
APPROPRIATIONS					
42	SALARIES - PART TIME	0	0	0	2,340
43	SUPPLIES	0	0	0	3,450
45	CONTRACTUAL SERVICES	0	0	0	1,500
TOTAL APPROPRIATIONS		0	0	0	7,290
NET OF REVENUES/APPROPRIATIONS - 45-447 - SPEC EVEN		0	0	0	(7,290)
Dept 45-448 - SPEC EVENTS - 40TH ANNIVERSARY					
ESTIMATED REVENUES					
35	FEES	0	880	0	550
39	DONATIONS	0	0	0	300
TOTAL ESTIMATED REVENUES		0	880	0	850
APPROPRIATIONS					
42	SALARIES - PART TIME	0	360	0	1,260
43	SUPPLIES	10	2,130	170	1,930
45	CONTRACTUAL SERVICES	1,000	2,000	2,150	4,610
TOTAL APPROPRIATIONS		1,010	4,490	2,320	7,800

BUDGET REPORT FOR URBANA PARK DISTRICT

Fund: 09 MUSEUM FUND

FISCAL YEAR 2019-2020 BUDGET - DEPARTMENT DETAIL

ACCOUNT CLASSIFICATION	DESCRIPTION	2017-18 ACTIVITY	2018-19 AMENDED BUDGET	2018-19 ACTIVITY THRU 04/30/19	2019-20 ORIGINAL BUDGET
SPECIAL EVENTS					
Dept 45-448 - SPEC EVENTS - 40TH ANNIVERSARY					
	NET OF REVENUES/APPROPRIATIONS - 45-448 - SPEC EVEN	(1,010)	(3,610)	(2,320)	(6,950)
	NET OF REVENUES/APPROPRIATIONS - SPECIAL EVENTS	1,990	0	1,580	0

BUDGET REPORT FOR URBANA PARK DISTRICT

Fund: 09 MUSEUM FUND

FISCAL YEAR 2019-2020 BUDGET - DEPARTMENT DETAIL

ACCOUNT CLASSIFICATION	DESCRIPTION	2017-18 ACTIVITY	2018-19 AMENDED BUDGET	2018-19 ACTIVITY THRU 04/30/19	2019-20 ORIGINAL BUDGET
<b>CAMP PROGRAMS</b>					
Dept 46-001 - CAMP PROGRAMS - ADMIN					
ESTIMATED REVENUES					
30	TRANSFERS IN	2,150	1,450	1,450	5,000
31	PROPERTY TAXES	16,690	20,370	20,110	24,800
35	FEES	(14,870)	(11,250)	(11,250)	(11,250)
37	GRANTS	350	0	500	0
39	DONATIONS	1,270	0	1,440	0
TOTAL ESTIMATED REVENUES		5,590	10,570	12,250	18,550
APPROPRIATIONS					
41	SALARIES - FULL TIME	38,320	41,490	39,990	36,390
42	SALARIES - PART TIME	9,850	10,500	11,370	11,580
43	SUPPLIES	1,410	1,500	1,000	1,070
45	CONTRACTUAL SERVICES	4,690	3,800	5,190	3,800
49	OTHER EXPENDITURES	10	100	70	100
TOTAL APPROPRIATIONS		54,280	57,390	57,620	52,940
NET OF REVENUES/APPROPRIATIONS - 46-001 - CAMP PROC		(48,690)	(46,820)	(45,370)	(34,390)
Dept 46-450 - CAMP PROGRAMS - PRESCHOOL CAMPS					
ESTIMATED REVENUES					
35	FEES	10,480	9,800	8,340	8,560
TOTAL ESTIMATED REVENUES		10,480	9,800	8,340	8,560
APPROPRIATIONS					
42	SALARIES - PART TIME	7,430	8,090	6,870	8,160
43	SUPPLIES	680	770	540	610
45	CONTRACTUAL SERVICES	0	0	0	0
49	OTHER EXPENDITURES	0	90	0	0
TOTAL APPROPRIATIONS		8,110	8,950	7,410	8,770
NET OF REVENUES/APPROPRIATIONS - 46-450 - CAMP PROC		2,370	850	930	(210)
Dept 46-452 - CAMP PROGRAMS - NATURE DAY CAMP					
ESTIMATED REVENUES					
35	FEES	66,270	59,900	62,280	61,960
TOTAL ESTIMATED REVENUES		66,270	59,900	62,280	61,960
APPROPRIATIONS					
42	SALARIES - PART TIME	18,500	19,420	19,480	22,460
43	SUPPLIES	1,290	1,470	1,280	1,200
49	OTHER EXPENDITURES	540	800	400	540
TOTAL APPROPRIATIONS		20,330	21,690	21,160	24,200
NET OF REVENUES/APPROPRIATIONS - 46-452 - CAMP PROC		45,940	38,210	41,120	37,760
Dept 46-454 - CAMP PROGRAMS - EXTENDED NATURE CAMPS					
ESTIMATED REVENUES					
35	FEES	11,440	8,740	8,560	8,740
TOTAL ESTIMATED REVENUES		11,440	8,740	8,560	8,740
APPROPRIATIONS					
42	SALARIES - PART TIME	5,310	6,000	5,450	6,740
43	SUPPLIES	170	250	10	90
TOTAL APPROPRIATIONS		5,480	6,250	5,460	6,830
NET OF REVENUES/APPROPRIATIONS - 46-454 - CAMP PROC		5,960	2,490	3,100	1,910
Dept 46-456 - CAMP PROGRAMS - JC/CIT					
ESTIMATED REVENUES					
35	FEES	9,270	6,400	5,950	7,330
TOTAL ESTIMATED REVENUES		9,270	6,400	5,950	7,330
APPROPRIATIONS					
42	SALARIES - PART TIME	7,210	8,960	9,100	14,820
43	SUPPLIES	60	350	170	170
TOTAL APPROPRIATIONS		7,270	9,310	9,270	14,990
NET OF REVENUES/APPROPRIATIONS - 46-456 - CAMP PROC		2,000	(2,910)	(3,320)	(7,660)
Dept 46-458 - CAMP PROGRAMS - ANIMAL ADVENTURE CAMP					
ESTIMATED REVENUES					
35	FEES	4,530	4,420	3,640	4,360
TOTAL ESTIMATED REVENUES		4,530	4,420	3,640	4,360



BUDGET REPORT FOR URBANA PARK DISTRICT

Fund: 09 MUSEUM FUND

FISCAL YEAR 2019-2020 BUDGET - DEPARTMENT DETAIL

ACCOUNT CLASSIFICATION	DESCRIPTION	2017-18 ACTIVITY	2018-19 AMENDED BUDGET	2018-19 ACTIVITY THRU 04/30/19	2019-20 ORIGINAL BUDGET
<b>CAMP PROGRAMS</b>					
Dept 46-458 - CAMP PROGRAMS - ANIMAL ADVENTURE CAMP					
APPROPRIATIONS					
42	SALARIES - PART TIME	0	0	0	1,540
43	SUPPLIES	0	0	0	100
45	CONTRACTUAL SERVICES	3,370	3,220	2,340	1,730
TOTAL APPROPRIATIONS		3,370	3,220	2,340	3,370
NET OF REVENUES/APPROPRIATIONS - 46-458 - CAMP PROG		1,160	1,200	1,300	990
Dept 46-460 - CAMP PROGRAMS - CAMP FRESH					
ESTIMATED REVENUES					
35	FEES	2,940	4,450	3,950	4,950
TOTAL ESTIMATED REVENUES		2,940	4,450	3,950	4,950
APPROPRIATIONS					
42	SALARIES - PART TIME	1,400	1,270	2,740	2,990
43	SUPPLIES	380	500	190	700
45	CONTRACTUAL SERVICES	0	0	380	240
49	OTHER EXPENDITURES	0	50	180	400
TOTAL APPROPRIATIONS		1,780	1,820	3,490	4,330
NET OF REVENUES/APPROPRIATIONS - 46-460 - CAMP PROG		1,160	2,630	460	620
Dept 46-462 - CAMP PROGRAMS - SPECIALTY CAMPS					
ESTIMATED REVENUES					
35	FEES	4,340	2,410	4,270	3,010
TOTAL ESTIMATED REVENUES		4,340	2,410	4,270	3,010
APPROPRIATIONS					
42	SALARIES - PART TIME	1,050	1,480	1,270	1,730
43	SUPPLIES	0	130	380	100
45	CONTRACTUAL SERVICES	0	0	80	200
TOTAL APPROPRIATIONS		1,050	1,610	1,730	2,030
NET OF REVENUES/APPROPRIATIONS - 46-462 - CAMP PROG		3,290	800	2,540	980
NET OF REVENUES/APPROPRIATIONS - CAMP PROGRAMS		13,190	(3,550)	760	0
ESTIMATED REVENUES - FUND 09		864,130	977,560	961,570	1,011,740
APPROPRIATIONS - FUND 09		821,810	1,060,960	931,360	1,128,270
NET OF REVENUES/APPROPRIATIONS - FUND 09		42,320	(83,400)	30,210	(116,530)

BUDGET REPORT FOR URBANA PARK DISTRICT  
Fund: 16 URBANA INDOOR AQUATICS CENTER FUND  
FISCAL YEAR 2019-2020 BUDGET - FUND SUMMARY

ACCOUNT CLASSIFICATION	DESCRIPTION	2017-18 ACTIVITY	2018-19 AMENDED BUDGET	2018-19 ACTIVITY THRU 04/30/19	2019-20 ORIGINAL BUDGET
<b>ESTIMATED REVENUES</b>					
Other Sources Of Funds					
30	TRANFERS IN	6,810	7,580	7,580	3,500
TOTAL OTHER SOURCES OF FUNDS		<u>6,810</u>	<u>7,580</u>	<u>7,580</u>	<u>3,500</u>
Revenue					
33	INTEREST	0	0	0	0
34	SALES	10	30	40	30
35	FEES	158,210	174,810	147,340	167,110
37	GRANTS	250	0	10,610	0
39	DONATIONS	566,020	1,156,410	1,045,260	531,420
TOTAL REVENUE		<u>724,490</u>	<u>1,331,250</u>	<u>1,203,250</u>	<u>698,560</u>
TOTAL ESTIMATED REVENUES		<u>731,300</u>	<u>1,338,830</u>	<u>1,210,830</u>	<u>702,060</u>
<b>APPROPRIATIONS</b>					
Expenditure					
41	SALARIES - FULL TIME	105,920	106,410	88,180	103,030
42	SALARIES - PART TIME	193,260	199,650	197,740	203,300
43	SUPPLIES	47,090	51,740	46,240	52,040
45	CONTRACTUAL SERVICES	183,060	784,380	680,770	143,150
46	EQUIPMENT	10,300	500	4,060	500
47	INSURANCES	80,940	79,130	69,680	78,150
48	UTILITIES	108,420	109,040	121,290	116,890
49	OTHER EXPENDITURES	2,270	3,900	2,890	5,000
TOTAL EXPENDITURE		<u>731,260</u>	<u>1,334,750</u>	<u>1,210,850</u>	<u>702,060</u>
TOTAL APPROPRIATIONS		<u>731,260</u>	<u>1,334,750</u>	<u>1,210,850</u>	<u>702,060</u>
NET OF REVENUES/APPROPRIATIONS - FUND 16		<u>40</u>	<u>4,080</u>	<u>(20)</u>	<u>0</u>
BEGINNING FUND BALANCE		10	10	10	0
ENDING FUND BALANCE		50	4,090	(10)	0

BUDGET REPORT FOR URBANA PARK DISTRICT  
Fund: 16 URBANA INDOOR AQUATICS CENTER FUND  
FISCAL YEAR 2019-2020 BUDGET - DEPARTMENT DETAIL

ACCOUNT CLASSIFICATION	DESCRIPTION	2017-18 ACTIVITY	2018-19 AMENDED BUDGET	2018-19 ACTIVITY THRU 04/30/19	2019-20 ORIGINAL BUDGET
URBANA INDOOR AQ CNTR					
Dept 68-500 - URBANA INDOOR AQ CNTR - MANAGEMENT					
ESTIMATED REVENUES					
30	TRANSFERS IN	6,810	7,580	7,580	3,500
33	INTEREST	0	0	0	0
34	SALES	10	30	40	30
35	FEES	158,210	174,810	147,340	167,110
37	GRANTS	250	0	10,610	0
39	DONATIONS	566,020	1,156,410	1,045,260	531,420
TOTAL ESTIMATED REVENUES		731,300	1,338,830	1,210,830	702,060
APPROPRIATIONS					
41	SALARIES - FULL TIME	33,300	34,570	34,350	35,520
42	SALARIES - PART TIME	190,330	192,100	176,610	183,250
43	SUPPLIES	5,340	6,990	6,170	6,990
45	CONTRACTUAL SERVICES	26,240	24,000	23,680	25,800
46	EQUIPMENT	2,670	500	0	500
47	INSURANCES	80,940	79,130	69,680	78,150
48	UTILITIES	108,420	109,040	121,290	116,890
49	OTHER EXPENDITURES	2,270	3,900	2,890	5,000
TOTAL APPROPRIATIONS		449,510	450,230	434,670	452,100
NET OF REVENUES/APPROPRIATIONS - 68-500 - URBANA IN		281,790	888,600	776,160	249,960
Dept 68-505 - URBANA INDOOR AQ CNTR - MAINTENANCE					
APPROPRIATIONS					
41	SALARIES - FULL TIME	72,620	71,840	53,830	67,510
42	SALARIES - PART TIME	2,930	7,550	21,130	20,050
43	SUPPLIES	41,750	44,750	40,070	45,050
45	CONTRACTUAL SERVICES	45,630	36,850	33,430	37,350
46	EQUIPMENT	0	0	4,060	0
TOTAL APPROPRIATIONS		162,930	160,990	152,520	169,960
NET OF REVENUES/APPROPRIATIONS - 68-505 - URBANA IN		(162,930)	(160,990)	(152,520)	(169,960)
Dept 68-890 - URBANA INDOOR AQ CNTR - INDOOR PL CONST					
APPROPRIATIONS					
45	CONTRACTUAL SERVICES	111,190	723,530	623,660	80,000
46	EQUIPMENT	7,630	0	0	0
TOTAL APPROPRIATIONS		118,820	723,530	623,660	80,000
NET OF REVENUES/APPROPRIATIONS - 68-890 - URBANA IN		(118,820)	(723,530)	(623,660)	(80,000)
NET OF REVENUES/APPROPRIATIONS - URBANA INDOOR AQ CN'		40	4,080	(20)	0
ESTIMATED REVENUES - FUND 16		731,300	1,338,830	1,210,830	702,060
APPROPRIATIONS - FUND 16		731,260	1,334,750	1,210,850	702,060
NET OF REVENUES/APPROPRIATIONS - FUND 16		40	4,080	(20)	0

BUDGET REPORT FOR URBANA PARK DISTRICT  
Fund: 20 ILLINOIS MUNICIPAL RETIREMENT FUND  
FISCAL YEAR 2019-2020 BUDGET - FUND SUMMARY

ACCOUNT CLASSIFICATION	DESCRIPTION	2017-18 ACTIVITY	2018-19 AMENDED BUDGET	2018-19 ACTIVITY THRU 04/30/19	2019-20 ORIGINAL BUDGET
<b>ESTIMATED REVENUES</b>					
Revenue					
31	PROPERTY TAXES	269,500	275,020	271,680	279,970
33	INTEREST	2,090	1,200	2,450	2,000
39	DONATIONS	123,460	130,000	126,370	130,000
	TOTAL REVENUE	<u>395,050</u>	<u>406,220</u>	<u>400,500</u>	<u>411,970</u>
TOTAL ESTIMATED REVENUES		<u>395,050</u>	<u>406,220</u>	<u>400,500</u>	<u>411,970</u>
<b>APPROPRIATIONS</b>					
Expenditure					
47	INSURANCES	375,610	405,000	384,000	420,000
49	OTHER EXPENDITURES	20,680	0	19,700	0
	TOTAL EXPENDITURE	<u>396,290</u>	<u>405,000</u>	<u>403,700</u>	<u>420,000</u>
TOTAL APPROPRIATIONS		<u>396,290</u>	<u>405,000</u>	<u>403,700</u>	<u>420,000</u>
NET OF REVENUES/APPROPRIATIONS - FUND 20		<u>(1,240)</u>	<u>1,220</u>	<u>(3,200)</u>	<u>(8,030)</u>
	BEGINNING FUND BALANCE	212,330	211,090	211,090	0
	ENDING FUND BALANCE	211,090	212,310	207,890	(8,030)

BUDGET REPORT FOR URBANA PARK DISTRICT  
Fund: 21 AUDIT FUND  
FISCAL YEAR 2019-2020 BUDGET - FUND SUMMARY

ACCOUNT CLASSIFICATION	DESCRIPTION	2017-18 ACTIVITY	2018-19 AMENDED BUDGET	2018-19 ACTIVITY THRU 04/30/19	2019-20 ORIGINAL BUDGET
<b>ESTIMATED REVENUES</b>					
Revenue					
31	PROPERTY TAXES	23,900	27,500	27,170	29,350
33	INTEREST	110	100	190	100
	TOTAL REVENUE	<u>24,010</u>	<u>27,600</u>	<u>27,360</u>	<u>29,450</u>
TOTAL ESTIMATED REVENUES		<u>24,010</u>	<u>27,600</u>	<u>27,360</u>	<u>29,450</u>
<b>APPROPRIATIONS</b>					
Expenditure					
45	CONTRACTUAL SERVICES	22,560	25,750	25,750	27,000
49	OTHER EXPENDITURES	0	1,000	0	2,000
	TOTAL EXPENDITURE	<u>22,560</u>	<u>26,750</u>	<u>25,750</u>	<u>29,000</u>
TOTAL APPROPRIATIONS		<u>22,560</u>	<u>26,750</u>	<u>25,750</u>	<u>29,000</u>
NET OF REVENUES/APPROPRIATIONS - FUND 21		1,450	850	1,610	450
	BEGINNING FUND BALANCE	18,030	19,470	19,470	0
	ENDING FUND BALANCE	19,480	20,320	21,080	450

BUDGET REPORT FOR URBANA PARK DISTRICT  
Fund: 22 LIABILITY INSURANCE FUND  
FISCAL YEAR 2019-2020 BUDGET - FUND SUMMARY

ACCOUNT CLASSIFICATION	DESCRIPTION	2017-18 ACTIVITY	2018-19 AMENDED BUDGET	2018-19 ACTIVITY THRU 04/30/19	2019-20 ORIGINAL BUDGET
<b>ESTIMATED REVENUES</b>					
Revenue					
31	PROPERTY TAXES	388,980	390,070	385,110	450,770
33	INTEREST	620	500	1,380	1,000
39	DONATIONS	3,970	0	4,020	0
TOTAL REVENUE		<u>393,570</u>	<u>390,570</u>	<u>390,510</u>	<u>451,770</u>
TOTAL ESTIMATED REVENUES		<u>393,570</u>	<u>390,570</u>	<u>390,510</u>	<u>451,770</u>
<b>APPROPRIATIONS</b>					
Expenditure					
45	CONTRACTUAL SERVICES	26,000	49,900	32,640	143,170
47	INSURANCES	267,780	368,600	292,390	358,600
49	OTHER EXPENDITURES	18,400	0	17,370	0
TOTAL EXPENDITURE		<u>312,180</u>	<u>418,500</u>	<u>342,400</u>	<u>501,770</u>
TOTAL APPROPRIATIONS		<u>312,180</u>	<u>418,500</u>	<u>342,400</u>	<u>501,770</u>
NET OF REVENUES/APPROPRIATIONS - FUND 22		<u>81,390</u>	<u>(27,930)</u>	<u>48,110</u>	<u>(50,000)</u>
BEGINNING FUND BALANCE		192,930	274,330	274,330	0
ENDING FUND BALANCE		274,320	246,400	322,440	(50,000)

BUDGET REPORT FOR URBANA PARK DISTRICT  
Fund: 23 SOCIAL SECURITY FUND  
FISCAL YEAR 2019-2020 BUDGET - FUND SUMMARY

ACCOUNT CLASSIFICATION	DESCRIPTION	2017-18 ACTIVITY	2018-19 AMENDED BUDGET	2018-19 ACTIVITY THRU 04/30/19	2019-20 ORIGINAL BUDGET
<b>ESTIMATED REVENUES</b>					
Revenue					
31	PROPERTY TAXES	249,590	254,810	251,310	260,010
33	INTEREST	1,310	600	2,270	600
	TOTAL REVENUE	<u>250,900</u>	<u>255,410</u>	<u>253,580</u>	<u>260,610</u>
TOTAL ESTIMATED REVENUES		<u>250,900</u>	<u>255,410</u>	<u>253,580</u>	<u>260,610</u>
<b>APPROPRIATIONS</b>					
Expenditure					
47	INSURANCES	214,770	255,000	224,320	260,000
49	OTHER EXPENDITURES	22,910	0	21,770	0
	TOTAL EXPENDITURE	<u>237,680</u>	<u>255,000</u>	<u>246,090</u>	<u>260,000</u>
TOTAL APPROPRIATIONS		<u>237,680</u>	<u>255,000</u>	<u>246,090</u>	<u>260,000</u>
NET OF REVENUES/APPROPRIATIONS - FUND 23		13,220	410	7,490	610
	BEGINNING FUND BALANCE	139,600	152,830	152,830	0
	ENDING FUND BALANCE	152,820	153,240	160,320	610

BUDGET REPORT FOR URBANA PARK DISTRICT  
Fund: 30 C/U SPECIAL RECREATION PROGRAM  
FISCAL YEAR 2019-2020 BUDGET - FUND SUMMARY

ACCOUNT CLASSIFICATION	DESCRIPTION	2017-18 ACTIVITY	2018-19 AMENDED BUDGET	2018-19 ACTIVITY THRU 04/30/19	2019-20 ORIGINAL BUDGET
<b>ESTIMATED REVENUES</b>					
Revenue					
31	PROPERTY TAXES	219,710	224,510	222,100	234,780
33	INTEREST	30	150	90	150
	TOTAL REVENUE	<u>219,740</u>	<u>224,660</u>	<u>222,190</u>	<u>234,930</u>
TOTAL ESTIMATED REVENUES		<u>219,740</u>	<u>224,660</u>	<u>222,190</u>	<u>234,930</u>
<b>APPROPRIATIONS</b>					
Expenditure					
45	CONTRACTUAL SERVICES	219,870	224,660	222,120	234,930
	TOTAL EXPENDITURE	<u>219,870</u>	<u>224,660</u>	<u>222,120</u>	<u>234,930</u>
TOTAL APPROPRIATIONS		<u>219,870</u>	<u>224,660</u>	<u>222,120</u>	<u>234,930</u>
NET OF REVENUES/APPROPRIATIONS - FUND 30		(130)	0	70	0
	BEGINNING FUND BALANCE	160	20	20	0
	ENDING FUND BALANCE	30	20	90	0



BUDGET REPORT FOR URBANA PARK DISTRICT  
Fund: 32 POLICE FUND  
FISCAL YEAR 2019-2020 BUDGET - FUND SUMMARY

ACCOUNT CLASSIFICATION	DESCRIPTION	2017-18 ACTIVITY	2018-19 AMENDED BUDGET	2018-19 ACTIVITY THRU 04/30/19	2019-20 ORIGINAL BUDGET
<b>ESTIMATED REVENUES</b>					
Revenue					
31	PROPERTY TAXES	9,960	6,170	6,110	5,870
33	INTEREST	530	300	940	900
TOTAL REVENUE		<u>10,490</u>	<u>6,470</u>	<u>7,050</u>	<u>6,770</u>
TOTAL ESTIMATED REVENUES		<u>10,490</u>	<u>6,470</u>	<u>7,050</u>	<u>6,770</u>
<b>APPROPRIATIONS</b>					
Expenditure					
45	CONTRACTUAL SERVICES	6,540	15,000	6,240	15,000
TOTAL EXPENDITURE		<u>6,540</u>	<u>15,000</u>	<u>6,240</u>	<u>15,000</u>
TOTAL APPROPRIATIONS		<u>6,540</u>	<u>15,000</u>	<u>6,240</u>	<u>15,000</u>
NET OF REVENUES/APPROPRIATIONS - FUND 32		<u>3,950</u>	<u>(8,530)</u>	<u>810</u>	<u>(8,230)</u>
BEGINNING FUND BALANCE		57,530	61,480	61,480	0
ENDING FUND BALANCE		61,480	52,950	62,290	(8,230)

BUDGET REPORT FOR URBANA PARK DISTRICT

Fund: 43 PARK HOUSES

FISCAL YEAR 2019-2020 BUDGET - FUND SUMMARY

ACCOUNT CLASSIFICATION	DESCRIPTION	2017-18 ACTIVITY	2018-19 AMENDED BUDGET	2018-19 ACTIVITY THRU 04/30/19	2019-20 ORIGINAL BUDGET
<b>ESTIMATED REVENUES</b>					
Revenue					
33	INTEREST	0	0	0	0
35	FEES	6,300	6,750	3,300	5,850
TOTAL REVENUE		<u>6,300</u>	<u>6,750</u>	<u>3,300</u>	<u>5,850</u>
TOTAL ESTIMATED REVENUES		<u>6,300</u>	<u>6,750</u>	<u>3,300</u>	<u>5,850</u>
<b>APPROPRIATIONS</b>					
Expenditure					
41	SALARIES - FULL TIME	1,410	5,060	1,290	0
42	SALARIES - PART TIME	50	1,700	0	0
43	SUPPLIES	670	2,700	20	0
45	CONTRACTUAL SERVICES	490	10,210	1,000	8,160
TOTAL EXPENDITURE		<u>2,620</u>	<u>19,670</u>	<u>2,310</u>	<u>8,160</u>
TOTAL APPROPRIATIONS		<u>2,620</u>	<u>19,670</u>	<u>2,310</u>	<u>8,160</u>
NET OF REVENUES/APPROPRIATIONS - FUND 43		<u>3,680</u>	<u>(12,920)</u>	<u>990</u>	<u>(2,310)</u>
BEGINNING FUND BALANCE		9,230	12,920	12,920	0
ENDING FUND BALANCE		12,910	0	13,910	(2,310)

BUDGET REPORT FOR URBANA PARK DISTRICT  
Fund: 50 SCHOLARSHIP FUND  
FISCAL YEAR 2019-2020 BUDGET - FUND SUMMARY

ACCOUNT CLASSIFICATION	DESCRIPTION	2017-18 ACTIVITY	2018-19 AMENDED BUDGET	2018-19 ACTIVITY THRU 04/30/19	2019-20 ORIGINAL BUDGET
<b>ESTIMATED REVENUES</b>					
Revenue					
33	INTEREST	0	0	0	0
37	GRANTS	0	7,000	0	0
39	DONATIONS	60,320	15,000	4,580	30,000
TOTAL REVENUE		<u>60,320</u>	<u>22,000</u>	<u>4,580</u>	<u>30,000</u>
TOTAL ESTIMATED REVENUES		<u>60,320</u>	<u>22,000</u>	<u>4,580</u>	<u>30,000</u>
<b>APPROPRIATIONS</b>					
Other Uses Of Funds					
40	TRANSFERS OUT	8,570	6,870	6,870	30,000
TOTAL OTHER USES OF FUNDS		<u>8,570</u>	<u>6,870</u>	<u>6,870</u>	<u>30,000</u>
<b>Expenditure</b>					
49	OTHER EXPENDITURES	50,000	0	0	0
TOTAL EXPENDITURE		<u>50,000</u>	<u>0</u>	<u>0</u>	<u>0</u>
TOTAL APPROPRIATIONS		<u>58,570</u>	<u>6,870</u>	<u>6,870</u>	<u>30,000</u>
NET OF REVENUES/APPROPRIATIONS - FUND 50		1,750	15,130	(2,290)	0
BEGINNING FUND BALANCE		900	2,650	2,650	0
ENDING FUND BALANCE		2,650	17,780	360	0

BUDGET REPORT FOR URBANA PARK DISTRICT  
Fund: 51 MEADOWBROOK PARK FUND  
FISCAL YEAR 2019-2020 BUDGET - FUND SUMMARY

ACCOUNT CLASSIFICATION	DESCRIPTION	2017-18 ACTIVITY	2018-19 AMENDED BUDGET	2018-19 ACTIVITY THRU 04/30/19	2019-20 ORIGINAL BUDGET
<b>ESTIMATED REVENUES</b>					
Revenue					
33	INTEREST	0	10	0	10
39	DONATIONS	8,830	5,640	2,810	5,700
	TOTAL REVENUE	<u>8,830</u>	<u>5,650</u>	<u>2,810</u>	<u>5,710</u>
TOTAL ESTIMATED REVENUES		<u>8,830</u>	<u>5,650</u>	<u>2,810</u>	<u>5,710</u>
<b>APPROPRIATIONS</b>					
Expenditure					
43	SUPPLIES	160	7,410	2,810	3,200
45	CONTRACTUAL SERVICES	19,260	28,040	0	24,820
	TOTAL EXPENDITURE	<u>19,420</u>	<u>35,450</u>	<u>2,810</u>	<u>28,020</u>
TOTAL APPROPRIATIONS		<u>19,420</u>	<u>35,450</u>	<u>2,810</u>	<u>28,020</u>
NET OF REVENUES/APPROPRIATIONS - FUND 51		(10,590)	(29,800)	0	(22,310)
	BEGINNING FUND BALANCE	32,910	22,310	22,310	0
	ENDING FUND BALANCE	22,320	(7,490)	22,310	(22,310)

BUDGET REPORT FOR URBANA PARK DISTRICT  
Fund: 52 ENGLISH INDOOR POOL FUND  
FISCAL YEAR 2019-2020 BUDGET - FUND SUMMARY

ACCOUNT CLASSIFICATION	DESCRIPTION	2017-18 ACTIVITY	2018-19 AMENDED BUDGET	2018-19 ACTIVITY THRU 04/30/19	2019-20 ORIGINAL BUDGET
ESTIMATED REVENUES					
Revenue					
33	INTEREST	(850)	9,020	20,750	9,000
TOTAL REVENUE		(850)	9,020	20,750	9,000
TOTAL ESTIMATED REVENUES		(850)	9,020	20,750	9,000
APPROPRIATIONS					
Other Uses Of Funds					
40	TRANSFERS OUT	38,590	307,580	261,160	3,500
TOTAL OTHER USES OF FUNDS		38,590	307,580	261,160	3,500
Expenditure					
45	CONTRACTUAL SERVICES	2,920	2,500	2,060	2,500
TOTAL EXPENDITURE		2,920	2,500	2,060	2,500
TOTAL APPROPRIATIONS		41,510	310,080	263,220	6,000
NET OF REVENUES/APPROPRIATIONS - FUND 52		(42,360)	(301,060)	(242,470)	3,000
BEGINNING FUND BALANCE		872,780	830,420	830,420	0
ENDING FUND BALANCE		830,420	529,360	587,950	3,000

BUDGET REPORT FOR URBANA PARK DISTRICT  
Fund: 53 ROBIN HALL SCULPTURE FUND  
FISCAL YEAR 2019-2020 BUDGET - FUND SUMMARY

ACCOUNT CLASSIFICATION	DESCRIPTION	2017-18 ACTIVITY	2018-19 AMENDED BUDGET	2018-19 ACTIVITY THRU 04/30/19	2019-20 ORIGINAL BUDGET
<b>ESTIMATED REVENUES</b>					
Revenue					
33	INTEREST	10	10	20	10
39	DONATIONS	1,000	0	5,000	0
	TOTAL REVENUE	<u>1,010</u>	<u>10</u>	<u>5,020</u>	<u>10</u>
TOTAL ESTIMATED REVENUES		<u>1,010</u>	<u>10</u>	<u>5,020</u>	<u>10</u>
<b>APPROPRIATIONS</b>					
Expenditure					
43	SUPPLIES	0	1,000	0	1,000
45	CONTRACTUAL SERVICES	0	10,000	10,000	2,960
	TOTAL EXPENDITURE	<u>0</u>	<u>11,000</u>	<u>10,000</u>	<u>3,960</u>
TOTAL APPROPRIATIONS		<u>0</u>	<u>11,000</u>	<u>10,000</u>	<u>3,960</u>
NET OF REVENUES/APPROPRIATIONS - FUND 53		1,010	(10,990)	(4,980)	(3,950)
	BEGINNING FUND BALANCE	7,910	8,930	8,930	0
	ENDING FUND BALANCE	8,920	(2,060)	3,950	(3,950)

BUDGET REPORT FOR URBANA PARK DISTRICT  
Fund: 60 REPLACEMENT TAX FUND  
FISCAL YEAR 2019-2020 BUDGET - FUND SUMMARY

ACCOUNT CLASSIFICATION	DESCRIPTION	2017-18 ACTIVITY	2018-19 AMENDED BUDGET	2018-19 ACTIVITY THRU 04/30/19	2019-20 ORIGINAL BUDGET
<b>ESTIMATED REVENUES</b>					
Revenue					
33	INTEREST	220	0	320	0
38	INTERGOV REV	144,870	120,000	131,010	120,000
	TOTAL REVENUE	<u>145,090</u>	<u>120,000</u>	<u>131,330</u>	<u>120,000</u>
TOTAL ESTIMATED REVENUES		<u>145,090</u>	<u>120,000</u>	<u>131,330</u>	<u>120,000</u>
<b>APPROPRIATIONS</b>					
Other Uses Of Funds					
40	TRANSFERS OUT	140,000	140,000	140,000	120,000
	TOTAL OTHER USES OF FUNDS	<u>140,000</u>	<u>140,000</u>	<u>140,000</u>	<u>120,000</u>
TOTAL APPROPRIATIONS		<u>140,000</u>	<u>140,000</u>	<u>140,000</u>	<u>120,000</u>
NET OF REVENUES/APPROPRIATIONS - FUND 60		5,090	(20,000)	(8,670)	0
	BEGINNING FUND BALANCE	23,980	29,070	29,070	0
	ENDING FUND BALANCE	29,070	9,070	20,400	0

BUDGET REPORT FOR URBANA PARK DISTRICT  
Fund: 61 WORKING CASH FUND  
FISCAL YEAR 2019-2020 BUDGET - FUND SUMMARY

ACCOUNT CLASSIFICATION	DESCRIPTION	2017-18 ACTIVITY	2018-19 AMENDED BUDGET	2018-19 ACTIVITY THRU 04/30/19	2019-20 ORIGINAL BUDGET
<b>ESTIMATED REVENUES</b>					
Revenue					
33	INTEREST	220	100	350	300
	TOTAL REVENUE	220	100	350	300
<b>TOTAL ESTIMATED REVENUES</b>					
		220	100	350	300
<b>APPROPRIATIONS</b>					
Other Uses Of Funds					
40	TRANSFERS OUT	0	500	500	0
	TOTAL OTHER USES OF FUNDS	0	500	500	0
<b>TOTAL APPROPRIATIONS</b>					
		0	500	500	0
<b>NET OF REVENUES/APPROPRIATIONS - FUND 61</b>					
		220	(400)	(150)	300
	BEGINNING FUND BALANCE	125,380	125,600	125,600	0
	ENDING FUND BALANCE	125,600	125,200	125,450	300



BUDGET REPORT FOR URBANA PARK DISTRICT  
Fund: 70 BOND, PRINCIPAL, AND INTEREST FUND  
FISCAL YEAR 2019-2020 BUDGET - FUND SUMMARY

ACCOUNT CLASSIFICATION	DESCRIPTION	2017-18 ACTIVITY	2018-19 AMENDED BUDGET	2018-19 ACTIVITY THRU 04/30/19	2019-20 ORIGINAL BUDGET
<b>ESTIMATED REVENUES</b>					
Other Sources Of Funds					
30	TRANFERS IN	1,007,200	1,008,910	1,008,910	1,003,030
TOTAL OTHER SOURCES OF FUNDS		<u>1,007,200</u>	<u>1,008,910</u>	<u>1,008,910</u>	<u>1,003,030</u>
Revenue					
31	PROPERTY TAXES	800,530	817,190	806,900	842,260
33	INTEREST	1,830	1,000	1,330	1,100
37	GRANTS	95,250	91,000	91,550	86,800
TOTAL REVENUE		<u>897,610</u>	<u>909,190</u>	<u>899,780</u>	<u>930,160</u>
TOTAL ESTIMATED REVENUES		<u>1,904,810</u>	<u>1,918,100</u>	<u>1,908,690</u>	<u>1,933,190</u>
<b>APPROPRIATIONS</b>					
Expenditure					
44	PRINCIPAL AND INTEREST	1,900,380	1,913,480	1,913,470	1,920,540
45	CONTRACTUAL SERVICES	2,490	3,250	2,520	3,650
TOTAL EXPENDITURE		<u>1,902,870</u>	<u>1,916,730</u>	<u>1,915,990</u>	<u>1,924,190</u>
TOTAL APPROPRIATIONS		<u>1,902,870</u>	<u>1,916,730</u>	<u>1,915,990</u>	<u>1,924,190</u>
NET OF REVENUES/APPROPRIATIONS - FUND 70		<u>1,940</u>	<u>1,370</u>	<u>(7,300)</u>	<u>9,000</u>
BEGINNING FUND BALANCE		131,170	133,110	133,110	0
ENDING FUND BALANCE		133,110	134,480	125,810	9,000

BUDGET REPORT FOR URBANA PARK DISTRICT  
Fund: 70 BOND, PRINCIPAL, AND INTEREST FUND  
FISCAL YEAR 2019-2020 BUDGET - DEPARTMENT DETAIL

ACCOUNT CLASSIFICATION	DESCRIPTION	2017-18 ACTIVITY	2018-19 AMENDED BUDGET	2018-19 ACTIVITY THRU 04/30/19	2019-20 ORIGINAL BUDGET
ADMINISTRATION					
Dept 01-001 - ADMINISTRATION - ADMIN					
ESTIMATED REVENUES					
33	INTEREST	0	0	680	0
	TOTAL ESTIMATED REVENUES	0	0	680	0
	NET OF REVENUES/APPROPRIATIONS - 01-001 - ADMINISTF	0	0	680	0
	NET OF REVENUES/APPROPRIATIONS - ADMINISTRATION	0	0	680	0

BUDGET REPORT FOR URBANA PARK DISTRICT  
Fund: 70 BOND, PRINCIPAL, AND INTEREST FUND  
FISCAL YEAR 2019-2020 BUDGET - DEPARTMENT DETAIL

ACCOUNT CLASSIFICATION	DESCRIPTION	2017-18 ACTIVITY	2018-19 AMENDED BUDGET	2018-19 ACTIVITY THRU 04/30/19	2019-20 ORIGINAL BUDGET
BOND PRINCIPAL & INTEREST					
Dept 70-001 - BOND PRIN & INT EXPENSES - ADMIN					
ESTIMATED REVENUES					
31	PROPERTY TAXES	800,530	817,190	806,900	842,260
33	INTEREST	1,830	1,000	650	1,100
TOTAL ESTIMATED REVENUES		802,360	818,190	807,550	843,360
APPROPRIATIONS					
44	PRINCIPAL AND INTEREST	799,330	816,120	816,120	833,260
45	CONTRACTUAL SERVICES	350	700	670	1,100
TOTAL APPROPRIATIONS		799,680	816,820	816,790	834,360
NET OF REVENUES/APPROPRIATIONS - 70-001 - BOND PRIN		2,680	1,370	(9,240)	9,000
Dept 71-001 - SERIES 2010 BABS REBATE BONDS - ADMIN					
ESTIMATED REVENUES					
30	TRANFERS IN	533,000	534,660	534,660	530,230
37	GRANTS	95,250	91,000	91,550	86,800
TOTAL ESTIMATED REVENUES		628,250	625,660	626,210	617,030
APPROPRIATIONS					
44	PRINCIPAL AND INTEREST	626,850	624,460	624,450	615,830
45	CONTRACTUAL SERVICES	1,050	1,200	1,050	1,200
TOTAL APPROPRIATIONS		627,900	625,660	625,500	617,030
NET OF REVENUES/APPROPRIATIONS - 71-001 - SERIES 20		350	0	710	0
Dept 72-001 - SERIES 2011 CL PARK ARS BONDS - ADMIN					
ESTIMATED REVENUES					
30	TRANFERS IN	474,200	474,250	474,250	472,800
TOTAL ESTIMATED REVENUES		474,200	474,250	474,250	472,800
APPROPRIATIONS					
44	PRINCIPAL AND INTEREST	474,200	472,900	472,900	471,450
45	CONTRACTUAL SERVICES	1,090	1,350	800	1,350
TOTAL APPROPRIATIONS		475,290	474,250	473,700	472,800
NET OF REVENUES/APPROPRIATIONS - 72-001 - SERIES 20		(1,090)	0	550	0
NET OF REVENUES/APPROPRIATIONS - BOND PRINCIPAL & IN		1,940	1,370	(7,980)	9,000
ESTIMATED REVENUES - FUND 70		1,904,810	1,918,100	1,908,690	1,933,190
APPROPRIATIONS - FUND 70		1,902,870	1,916,730	1,915,990	1,924,190
NET OF REVENUES/APPROPRIATIONS - FUND 70		1,940	1,370	(7,300)	9,000

URBANA PARK DISTRICT SCHEDULE OF DEBT OUTSTANDING AT APRIL 30, 2019

The Bond Principal and Interest Fund (Debt Service Fund) is used to account for the retirement of general obligation bonds and is used for payments of bond principal and bond interest which are the only payments permitted in the Bond Fund tax levy.

Bond principal and bond interest payments also are made in the Debt Service Fund for the retirement of two special bond sales. Twenty year Alternate Revenue Source Build America Bonds totaling \$7,405,000 were sold on June 8, 2010 to construct a new Planning and Operations Facility in Chief Shemauger Park and to make repairs to other facilities and park features. Twenty-five year Alternate Revenue Source Bonds totaling \$7,000,000 were sold on May 10, 2011 to construct a new outdoor pool in Crystal Lake Park. Payments on the two Alternate Revenue Source Bonds are not made from taxes collected each year in the Bond Fund. Instead they are paid from taxes collected in the General, Recreation, and Museum Funds which are then transferred to the Bond Fund for this particular use.

Issue	Due Date	Rate	Principal	Interest
2017-Commerce Bank	06/15/19	1.530%	0	573
	12/15/19	1.530%	74,855	573
2018-Park Ridge Community Bank	12/15/19	2.530%	738,065	19,191
				Interest net of US Treasury rebate
June 8, 2010 - Robert W. Baird & Co	06/15/19			86,393
Milwaukee, Wisconsin	12/15/19	4.400%	350,000	86,393
	06/15/20			81,388
Alternate Rev Build America Bonds	12/15/20	4.750%	360,000	81,388
Twenty year repayment schedule	06/15/21			75,831
\$7,405,000 bond proceeds	12/15/21	4.900%	370,000	75,831
True interest rate 3.4435% adjusted	06/15/22			69,938
for U.S. Treasury rebate payments	12/15/22	5.100%	385,000	69,938
of 35% of interest paid.	06/15/23			63,557
	12/15/23	5.300%	395,000	63,557
	06/15/24			56,753
	12/15/24	5.500%	410,000	56,753
	06/15/25			49,424
	12/15/25	5.500%	425,000	49,424
	06/15/26			41,828
	12/15/26	6.000%	440,000	41,828
	06/15/27			33,248
	12/15/27	6.000%	460,000	33,248
	06/15/28			24,278
	12/15/28	6.000%	475,000	24,278
	06/15/29			15,015
	12/15/29	6.000%	495,000	15,015
	06/15/30			5,363
	12/15/30	6.000%	275,000	5,363

May 10, 2011 – Raymond James	06/15/19			125,725
Memphis, Tennessee	12/15/19	3.000%	220,000	125,725
	06/15/20			122,425
Alternate Revenue Source Bonds	12/15/20	4.000%	230,000	122,425
Twenty-five year repayment schedule	06/15/21			117,825
\$7,000,000 bond proceeds	12/15/21	4.000%	235,000	117,825
True interest rate 4.4132%	06/15/22			113,125
	12/15/22	4.000%	245,000	113,125
	06/15/23			108,225
	12/15/23	4.000%	255,000	108,225
	06/15/24			103,125
	12/15/24	4.000%	265,000	103,125
	06/15/25			97,825
	12/15/25	4.000%	280,000	97,825
	06/15/26			92,225
	12/15/26	4.000%	295,000	92,225
	06/15/27			86,325
	12/15/27	4.125%	300,000	86,325
	06/15/28			80,137
	12/15/28	4.250%	315,000	80,137
	06/15/29			73,443
	12/15/29	4.375%	325,000	73,443
	06/15/30			66,334
	12/15/30	4.375%	340,000	66,334
	06/15/31			58,896
	12/15/31	4.500%	360,000	58,896
	06/15/32			50,796
	12/15/32	4.625%	375,000	50,796
	06/15/33			42,125
	12/15/33	5.000%	390,000	42,125
	06/15/34			32,375
	12/15/34	5.000%	410,000	32,375
	06/15/35			22,125
	12/15/35	5.000%	430,000	22,125
	06/15/36			11,375
	12/15/36	5.000%	455,000	11,375
<b>PAYMENTS DUE IN ONE YEAR (ALL BONDS)</b>			<b>PRINCIPAL PAYMENTS</b>	<b>INTEREST PAYMENTS (NET OF REBATES)</b>
<b>FOR FISCAL YEAR 2019-2020</b>			<b>1,382,920</b>	<b>444,573</b>

BUDGET REPORT FOR URBANA PARK DISTRICT  
Fund: 80 CAPITAL IMPROVEMENT FUND  
FISCAL YEAR 2019-2020 BUDGET - FUND SUMMARY

ACCOUNT CLASSIFICATION	DESCRIPTION	2017-18 ACTIVITY	2018-19 AMENDED BUDGET	2018-19 ACTIVITY THRU 04/30/19	2019-20 ORIGINAL BUDGET
<b>ESTIMATED REVENUES</b>					
Other Sources Of Funds					
30	TRANFERS IN	31,780	437,000	364,860	472,000
32	BOND SALES	710,000	710,000	738,060	738,070
TOTAL OTHER SOURCES OF FUNDS		<u>741,780</u>	<u>1,147,000</u>	<u>1,102,920</u>	<u>1,210,070</u>
Revenue					
33	INTEREST	4,830	3,500	16,820	5,000
37	GRANTS	0	0	84,750	2,800
39	DONATIONS	222,780	302,980	196,910	134,000
TOTAL REVENUE		<u>227,610</u>	<u>306,480</u>	<u>298,480</u>	<u>141,800</u>
TOTAL ESTIMATED REVENUES		<u>969,390</u>	<u>1,453,480</u>	<u>1,401,400</u>	<u>1,351,870</u>
<b>APPROPRIATIONS</b>					
Other Uses Of Funds					
40	TRANSFERS OUT	0	0	0	0
TOTAL OTHER USES OF FUNDS		<u>0</u>	<u>0</u>	<u>0</u>	<u>0</u>
Expenditure					
49	OTHER EXPENDITURES	0	0	0	0
54	CAPITAL OUTLAY	814,070	1,901,970	1,085,480	3,346,870
TOTAL EXPENDITURE		<u>814,070</u>	<u>1,901,970</u>	<u>1,085,480</u>	<u>3,346,870</u>
TOTAL APPROPRIATIONS		<u>814,070</u>	<u>1,901,970</u>	<u>1,085,480</u>	<u>3,346,870</u>
NET OF REVENUES/APPROPRIATIONS - FUND 80		<u>155,320</u>	<u>(448,490)</u>	<u>315,920</u>	<u>(1,995,000)</u>
BEGINNING FUND BALANCE		1,569,020	1,724,320	1,724,320	0
ENDING FUND BALANCE		1,724,340	1,275,830	2,040,240	(1,995,000)

BUDGET REPORT FOR URBANA PARK DISTRICT

Fund: 80 CAPITAL IMPROVEMENT FUND

FISCAL YEAR 2019-2020 BUDGET - DEPARTMENT DETAIL

ACCOUNT CLASSIFICATION	DESCRIPTION	2017-18 ACTIVITY	2018-19 AMENDED BUDGET	2018-19 ACTIVITY THRU 04/30/19	2019-20 ORIGINAL BUDGET
ADMINISTRATION					
Dept 01-001 - ADMINISTRATION - ADMIN					
ESTIMATED REVENUES					
33	INTEREST	4,830	3,500	16,820	5,000
TOTAL ESTIMATED REVENUES		4,830	3,500	16,820	5,000
APPROPRIATIONS					
49	OTHER EXPENDITURES	0	0	0	0
54	CAPITAL OUTLAY	0	0	0	0
TOTAL APPROPRIATIONS		0	0	0	0
NET OF REVENUES/APPROPRIATIONS - 01-001 - ADMINISTF		4,830	3,500	16,820	5,000
NET OF REVENUES/APPROPRIATIONS - ADMINISTRATION		4,830	3,500	16,820	5,000
ESTIMATED REVENUES - FUND 80		4,830	3,500	16,820	5,000
APPROPRIATIONS - FUND 80		0	0	0	0
NET OF REVENUES/APPROPRIATIONS - FUND 80		4,830	3,500	16,820	5,000

**CAPITAL BUDGET 2019**  
80-19

	<b>Jul. 9, 2019 Proposed Revision #3 Budget 2019</b>	Year Ended <u>04/30/19</u> <b>Preliminary</b>	<u>06/30/19</u>	<b>YTD Total</b>	<b>Probable Committed</b>	(Over) or Under budget
<b>REVENUES</b>						
GO Bond Sales - Dec 2018	738,065	738,065		738,065	738,065	0
Tributes & Donations	12,000	2,300	1,200 *	3,500	12,000	8,500
CUSR UPD ADA Capital Fund (FY 2018-2019)	65,000			0	65,000	65,000
Donations-Showmobile Sound Syst. & Graphics (UPF)	8,000			0	8,000	8,000
Transfer in from Recreation Fund-Showmobile	50,000			0	50,000	50,000
Transfer from Museum Fund - APNC Improv.	122,000	28,461		28,461	122,000	93,539
IDNR IGA for Rock Riffles/Saline Improv.	7,000			0	7,000	7,000
Transfer from the General Fund	300,000			0	300,000	300,000
Grant-American Water CLP lake restoration	2,800		2,800 *	2,800	2,800	0
<b>Total Revenues</b>	<b>1,304,865</b>	<b>768,826</b>	<b>4,000</b>	<b>772,826</b>	<b>1,304,865</b>	<b>532,039</b>
<b>EXPENDITURES FOR CAPITAL PROJECTS</b>						
<u>Improvements to Parks</u>						
Tributes & Donations	12,000	3,353	370 *	3,723	12,000	8,277
Cost of Issue	10,700	10,700		10,700	10,700	0
Emerald Ash Borer and Hazard Tree Work	10,000	2,113		2,113	10,000	7,888
Construction Crew Projects	10,000	512		512	10,000	9,488
Technology	20,000	6,600		6,600	20,000	13,400
Operations Small Equipment	5,000		3,324	3,324	5,000	1,676
Recreation Small Equipment	5,000			0	5,000	5,000
UPD Mechanical Replacement Schedule	10,000			0	10,000	10,000
Trails Projects	40,000	4,100		4,100	40,000	35,900
Hardscapes & Fencing (CLP)	40,000			0	40,000	40,000
UIAC - UPD Share of Capital Expenses	20,000			0	20,000	20,000
PRC Playground	85,000	74,098	6,199 *	80,297	85,000	4,703
King Pavilion Painting	16,000		13,238 *	13,238	16,000	2,762
UPD ADA Capital Projects - Park Improvements/Transition	65,000			0	65,000	65,000
Meadowbrook Park House Repairs	61,000	1,760	9,595 *	11,355	61,000	49,645
CLP Rock Riffles/Saline Improv - fr IDNR IGA	7,000			0	7,000	7,000
APNC Solar - fr Museum Fund Transfer	29,000	19,611		19,611	29,000	9,389
APNC Interp Exhibit - fr Museum Fund trans	93,000	8,850		8,850	93,000	84,150
Leal Park Improvements - fr General Fund trans	100,000		2,108 *	2,108	100,000	97,892
Health & Wellness Feasibility Study - fr Gen Fund transfer	25,000			0	25,000	25,000
Subtotal	663,700	131,696	34,835	166,531	663,700	
<u>Equipment</u>						
Showmobile	105,345		105,345 *	105,345	105,345	0
Contingency for Vehicle and Equipment Replacement	0			0	0	0
Subtotal	105,345	0	105,345	105,345	105,345	
<u>Crystal Lake Park Improvements</u>						
CLP Improvements fr Bonds	283,020			0	283,020	283,020
CLP Improvements fr Grants	2,800			0	2,800	2,800
CLP Improvements fr Donations/Contributions	0			0	0	0
CLP Improvements fr Transfer from General Fund	175,000			0	175,000	175,000
Subtotal	460,820	0	0	0	460,820	
<u>Contingency (remainder not listed below)</u>						
	75,000			0	75,000	75,000
	0			0	0	0
Subtotal	75,000	0	0	0	75,000	
<b>Total Expenditures</b>	<b>1,304,865</b>	<b>131,696</b>	<b>140,180</b>	<b>271,876</b>	<b>1,304,865</b>	<b>1,032,989</b>



**CAPITAL BUDGET 2018**  
910-2

	Jul. 9, 2019 Proposed Revision #3 Budget 2018	Year Ended 04/30/18	Year Ended 04/30/19 Preliminary	06/30/19	YTD Total	Probable Committed	(Over) or Under budget
<b>REVENUES</b>							
GO Bond Sales - Dec 2017	710,000	710,000			710,000	710,000	0
Transfer from English Fund (UPD Share, UIAC PoolPak)	285,362	31,779	253,583		285,362	285,362	0
Transfer from General Fund (103 Grossbach Purch)	83,570		82,820		82,820	83,570	750
Tributes & Donations	12,000	1,100	9,131		10,231	12,000	1,769
Donations-AMBUCS Berns Tribute	7,077	7,077			7,077	7,077	0
Donations-AMBUCS Berns Tribute (UPF)	100		100		100	100	0
Auction of 2-Ton Dump Truck	4,489		4,489		4,489	4,489	0
CUSR UPD ADA Capital Fund (FY 2018-2019)	65,000				0	65,000	65,000
CUSR UPD ADA Special Distribution (fr Reserves)	45,000		31,219		31,219	45,000	13,781
IDOT Contrib.-303 W University Ave Easements	81,700		81,700		81,700	81,700	0
Donations-Meadowbrook Gateway (UPF)	50,000				0	50,000	50,000
Donations-Weaver KRT Trailhead (UPF)	36,000	36,000			36,000	36,000	0
Donations-Weaver KRT Trailhead	100		100		100	100	0
Donations-Lohmann Disc Golf	1,000		1,000		1,000	1,000	0
Donations-Lohmann Cricket Pitch	2,600		2,600		2,600	2,600	0
<b>Total Revenues</b>	1,383,998	785,955	466,742	0	1,252,697	1,383,998	131,301
<b>EXPENDITURES FOR CAPITAL PROJECTS</b>							
<b>Improvements to Parks</b>							
Tributes & Donations	12,000	453	3,294		3,747	12,000	8,253
Cost of Issue	9,800	9,800			9,800	9,800	0
Emerald Ash Borer and Hazard Tree Work	10,000		10,000		10,000	10,000	0
Construction Crew Projects	10,000				0	10,000	10,000
Technology	0				0	0	0
Operations Small Equipment	5,000		4,983	17	5,000	5,000	(0)
Recreation Small Equipment	5,000	504			504	5,000	4,496
UPD Mechanical Replacement Schedule	10,000				0	10,000	10,000
Trails Projects	58,200				0	58,200	58,200
Hardscapes & Fencing (King Park Basketball)	50,000	7,188	36,907		44,095	50,000	5,905
UIAC UPD Share of Capital Expenses	20,000				0	20,000	20,000
UIAC UPD Share PoolPak Replacement, fr English Fund	285,362	31,779	253,583		285,362	285,362	0
MBK Bridge Painting	10,555		10,555		10,555	10,555	0
MBK Gateway, fr Donations	50,000	5,850	5,673		11,523	50,000	38,477
PRC Improvements - Siding	0				0	0	0
PRC Improvements - Landscaping	10,000	1,826	4,140		5,966	10,000	4,034
UPD ADA Capital Projects - Park Improvements/Transition	10,000		266	2,831	3,097	10,000	6,903
UPD ADA Capital Projects - PRC James Room	55,000		34,728 *	(12,200) *	22,528	55,000	32,472
UPD ADA Special Dist - PRC James Room (fr Reserves)	45,000		45,000		45,000	45,000	0
AMBUCS Improvements fr Donations (Berns Tribute)	7,177				0	7,177	7,177
Weaver-KRT Trailhead Project fr Donations	36,100		30,740		30,740	36,100	5,360
Lohmann Disc Golf fr Donations	1,000		1,000		1,000	1,000	0
Lohmann Cricket Pitch fr Donations	2,600		2,468		2,468	2,600	132
Victory Park-103 Grossbach Dr Purchase & Demo	83,570		82,820	750	83,570	83,570	0
Subtotal	786,364	57,399	526,157	(8,602)	574,955	786,364	
<b>Equipment</b>							
1-ton Dump Truck	46,165			46,165 *	46,165	46,165	0
72" Mower	30,975		30,975		30,975	30,975	0
Showmobile - Add'l	1,367			1,367 *	1,367	1,367	0
Contingency for Vehicle and Equipment Replacement	0				0	0	0
Subtotal	78,507	0	30,975	47,532	78,507	78,507	
<b>Crystal Lake Park Improvements</b>							
CLP Improvements fr Bonds	391,864				0	388,279	388,279
Water Quality	23,851	6,058	17,793		23,851	23,851	0
CLP Pillar Relocation	0			3,585 *	3,585	3,585	0
CLP Improvements fr Grants	0				0	0	0
CLP Improvements fr Donations/Contributions	0				0	0	0
Subtotal	415,715	6,058	17,793	3,585	27,436	415,715	
<b>Contingency (remainder not listed below)</b>							
Leal Park Path	75,000				0	75,000	75,000
	28,412		28,412		28,412	28,412	0
Subtotal	103,412	0	28,412	0	28,412	103,412	
<b>Total Expenditures</b>	1,383,998	63,457	603,337	42,515	709,309	1,383,998	674,688

**CAPITAL BUDGET 2017**  
910-9

	Jul. 9, 2019 Proposed Revision #5 Budget 2017	Year Ended 04/30/17	Year Ended 04/30/18	Year Ended 04/30/19 Preliminary	06/30/19	YTD Total	Probable Committed	(Over) or Under budget
<b>REVENUES</b>								
GO Bond Sales - Dec 2016	710,000	710,000				710,000	710,000	0
Tributes & Donations	10,620	2,900				10,620	10,620	0
Donation, Sunnycrest Tot Lot Playground Equip	2,300		7,720			2,300	2,300	0
Donations-Urbana Parks Fdn (Kimpel 4 of 4)	5,600		5,600			5,600	5,600	0
CUSR UPD ADA Capital Fund (FY 2017-2018)	62,553		4,824	57,729		62,553	62,553	0
Grants-ITEP CLP Park Street Path	426,600			84,747		84,747	426,600	341,853
Donations-CLP Restoration	275	275				275	275	0
Donations-CLP Park Street Path (Carle)	107,000					0	107,400	107,400
Donations-CLP Seditment Basin City of Urbana Contrib.	200,000		90,766		18,207	108,974	200,000	91,026
Donations-AMBUCS Improvements	4,163		4,163			4,163	4,163	0
KRT Connectivity Study IGA-City of Urb Contrib.	6,166			6,166		6,166	6,166	0
KRT Connectivity Study IGA-CCFPD Contrib.	3,500		3,122	378		3,500	3,500	0
Misc-Scottswood Drainage District Refund	44,790	44,790				44,790	44,790	0
Auction of Skidsteer	25,250		25,250			25,250	25,250	0
<b>Total Revenues</b>	<b>1,608,817</b>	<b>757,965</b>	<b>143,745</b>	<b>149,020</b>	<b>18,207</b>	<b>1,068,937</b>	<b>1,609,217</b>	<b>540,279</b>
<b>EXPENDITURES FOR CAPITAL PROJECTS</b>								
<u>Improvements to Parks</u>								
UPD ADA Capital Projects - Park Improvements/Transition	62,553		4,824	57,729		62,553	62,553	0
Tributes & Donations	10,620	85	7,397	3,138		10,620	10,620	(0)
Cost of Issue	8,500	8,500				8,500	8,500	0
Emerald Ash Borer and Hazard Tree Work	15,000		12,705	2,295		15,000	15,000	0
Construction Crew Projects	20,000			3,101	128 *	3,228	20,000	16,772
Technology	5,939			5,939		5,939	5,939	0
Operations Small Equipment	10,000		3,592	6,105	303	10,000	10,000	0
Recreation Small Equipment	10,000	4,206	888	4,505		9,599	10,000	401
Trails Projects (CLP / ITEP Overage)	40,000			250		250	40,000	39,750
UPD Mechanical Replacement Schedule	10,000		8,000			8,000	10,000	2,000
Hardscapes & Fencing (Larson Tennis Court)	40,000		40,000			40,000	40,000	0
UIAC - UPD Share of Capital Expenses	40,000		8,838			8,838	40,000	31,162
Planning Studies & Initiatives (KRT Traffic Study)	25,000		16,497	8,503		25,000	25,000	0
CLP Demolition of 901 N. Broadway	62,609	8,738	53,870			62,608	62,609	1
Crystal Lake Park Improvements fr. Donations	275					0	275	275
CLP Reforestation-Parks Fdn Donation (Kimpel 4 of 4)	5,600	1,721	3,279	600		5,600	5,600	0
CLP Park Street Path ITEP fr Grant Funds	426,600		69,876	29,095		98,971	426,600	327,629
CLP Park Street Path ITEP fr Contributions (Carle)	107,000		17,469	27,061 *	(19,788) *	24,743	107,400	82,657
CLP Sediment Basin-fr City of Urbana Contrib.	200,000	100,851	23,552	(6,297) *	(9,133) *	108,974	200,000	91,026
AMBUCS Improvements fr Donations	4,163		2,000	2,163		4,163	4,163	0
Sunnycrest Tot Lot Playground Equip fr Donations	2,300		2,300			2,300	2,300	0
Subtotal	1,106,159	124,101	275,088	144,186	(28,490)	514,885	1,106,559	
<u>Equipment</u>								
2017 Toyota Prius M-21	22,756	22,857	(101)			22,756	22,756	0
Bobcat Compact Track Loader	8,575	8,575				8,575	8,575	0
Bobcat Tilt Trailer	8,303	8,303				8,303	8,303	0
Avant Lift	35,176		35,176			35,176	35,176	0
2 x 72" John Deere Mowers	56,428		56,428			56,428	56,428	0
2017 Dodge Ram 1500 M-13	22,539		22,539			22,539	22,539	0
M-13 Toolbox	780		780			780	780	0
Vehicle Decals	57		57			57	57	0
Snowplow attachment	1,694		1,694			1,694	1,694	0
M-13 Radio	938		938			938	938	0
Contingency for Vehicle and Equipment Replacement	0					0	0	0
Subtotal	157,247	39,735	117,512	0	0	157,247	157,247	
<u>Contingency (remainder not listed below)</u>								
Larson Tennis Court-add'l	23,500		23,500			23,500	23,500	(0)
CLP Rain Garden Improvements-Bioswale Add'l	2,153		2,153			2,153	2,153	0
Dog Park concrete driveway approach	2,280		2,280			2,280	2,280	0
Kerr precast concrete panels caulking	5,358		5,358			5,358	5,358	0
Binkerd Asbestos, Demolition, Seeding, Well Sealing	33,621		32,121	1,500		33,621	33,621	(0)
CLPFAC/APNC Parkinglot sealing	19,050		19,050			19,050	19,050	0
Crystal Lake Improvements	257,019		23,756	23,501		47,257	257,019	209,762
APNC Bioswale Project - Add'l	2,430		636	1,794		2,430	2,430	0
Subtotal	0	0	108,854	26,795	0	135,649	345,411	
<b>Total Expenditures</b>	<b>1,608,817</b>	<b>163,836</b>	<b>501,454</b>	<b>170,980</b>	<b>(28,490)</b>	<b>807,781</b>	<b>1,609,217</b>	<b>801,436</b>

**CAPITAL BUDGET 2016**  
910-8

	Nov. 13, 2018 Approved Revision #5 Budget 2016	Year	Year	Year	Preliminary	06/30/19	YTD Total	Probable Committed	(Over) or Under budget
		Ended 04/30/16	Ended 04/30/17	Ended 04/30/18					
<b>REVENUES</b>									
Transfer from General Fund	500,000		500,000				500,000	500,000	0
GO Bond Sales - Dec 2015	710,000	710,000					710,000	710,000	0
Donations, Memorials, Special Requests	23,691	8,600	10,675	4,416			23,691	23,691	0
Donations, Urbana Parks Fdn (Kimpel 3 of 4)	5,000	0	5,000				5,000	5,000	0
Donation, Phillips Recreation Center (Houston)	35,050	0	35,050				35,050	35,050	(0)
CUSR UPD ADA Capital Fund (FY 2016-2017)	56,666	2,500	47,348	6,818			56,666	56,666	0
Auction of Wide Area Mower	13,755	0	13,755				13,755	13,755	0
<b>Total Revenues</b>	<b>1,344,162</b>	<b>721,100</b>	<b>611,828</b>	<b>11,233</b>	<b>0</b>	<b>0</b>	<b>1,344,162</b>	<b>1,344,162</b>	<b>0</b>
<b>EXPENDITURES FOR CAPITAL PROJECTS</b>									
<u>Improvements to Parks</u>									
UPD ADA Capital Projects - Park Improvements/Transition	56,666	10,347	44,678	1,641			56,666	56,666	0
Memorials & Special Requests	23,691		17,587	1,423	4,681		23,691	23,691	0
Cost of Issue	8,100	7,750	350				8,100	8,100	0
Scottswood Drainage Assessment Payment #15 of 15	0						0	0	0
Emerald Ash Borer and Hazard Tree Work	15,000		9,690	5,310			15,000	15,000	0
Construction Crew Projects	20,000		4,090	6,008	9,903		20,000	20,000	0
Technology	20,000		9,245	10,200	555		20,000	20,000	0
Operations Small Equipment	10,000		6,321	3,679			10,000	10,000	(0)
Recreation Small Equipment	10,000	5,245	4,755				10,000	10,000	0
Crystal Lake Park Improvements fr. Bonds	23,925	1,545	9,005	13,375			23,925	23,925	0
Crystal Lake Park Improvements fr. General Fund Trans	500,000				57,255 *	(9,133) *	48,122	500,000	451,878
CLP Lake Sediment Basin	50,000		50,000				50,000	50,000	0
CLP Reforestation-Parks Fdn Donation (Kimpel 3 of 4)	5,000		2,159	2,841			5,000	5,000	0
Trails Projects (CLP/Overage for ITEP)	21,800	300	21,500				21,800	21,800	0
MBK Hickman Wildflower Walk	15,000	14,985	15				15,000	15,000	0
UPD Mechanical Replacement Schedule	10,000		5,659	4,341			10,000	10,000	0
CLP Road Repairs	15,000		15,000				15,000	15,000	0
CLP Nature Playscape	10,000		10,000				10,000	10,000	0
Brookens Gym Floor	0						0	0	0
Hardscapes (Larson Tennis Court)	40,000		13,189	26,811			40,000	40,000	0
UIAC - UPD Share of Capital Expenses	40,000		21,207	18,793			40,000	40,000	0
Phillips Recreation Center Improvements	10,000		10,000				10,000	10,000	0
Phillips Recreation Center Improvements fr. Donations	35,050		35,050				35,050	35,050	0
Subtotal	939,232	40,172	289,500	94,421	72,394	(9,133)	487,354	939,232	
<u>Vehicles and Equipment</u>									
M-18	25,538	25,102	437				25,538	25,538	(0)
Wide Area Mower	55,420	55,420					55,420	55,420	(0)
M-42 Tool Box	622		622				622	622	0
Bobcat Compact Track Loader	82,175		82,175				82,175	82,175	0
Subtotal	163,755	80,522	83,234	0	0	0	163,756	163,755	
<u>Contingency (remainder not listed below)</u>									
	0						0	0	0
Blair Baseball Backstop Fencing	12,460	3,870	8,590				12,460	12,460	0
Leal Gazebo/PRC Roof Design Services	4,750		4,750				4,750	4,750	0
Leal Gazebo Roof Construction	36,100		30,400	5,700			36,100	36,100	0
Phillips Recreation Center Improvements-add'l	837		837				837	837	0
CLP Lake Sediment Basin-add'l	46,810		34,232	12,578			46,810	46,810	(0)
Crystal Lake Improvements	4,875			4,875			4,875	4,875	0
Phillips Recreation Center Siding	79,608			29,706	49,902		79,608	79,608	(0)
King Park Bankshot Basketball	29,523			300	29,223		29,523	29,523	0
Meadowbrook Bridge Painting - Additional	13,265				13,265		13,265	13,265	0
Phillips Recreation Center James Room - Additional	12,947				12,948		12,948	12,947	(1)
Subtotal	241,175	3,870	78,809	53,159	105,338	0	241,176	241,175	
<b>Total Expenditures</b>	<b>1,344,162</b>	<b>124,564</b>	<b>451,543</b>	<b>147,579</b>	<b>177,731</b>	<b>(9,133)</b>	<b>892,285</b>	<b>1,344,162</b>	<b>451,877</b>

BUDGET REPORT FOR URBANA PARK DISTRICT  
Fund: 81 LAND ACQUISITION FUND  
FISCAL YEAR 2019-2020 BUDGET - FUND SUMMARY

ACCOUNT CLASSIFICATION	DESCRIPTION	2017-18 ACTIVITY	2018-19 AMENDED BUDGET	2018-19 ACTIVITY THRU 04/30/19	2019-20 ORIGINAL BUDGET
ESTIMATED REVENUES					
Other Sources Of Funds					
30	TRANFERS IN	32,000	25,000	25,000	192,000
TOTAL OTHER SOURCES OF FUNDS		<u>32,000</u>	<u>25,000</u>	<u>25,000</u>	<u>192,000</u>
Revenue					
33	INTEREST	30	100	10	100
39	DONATIONS	430	0	0	0
TOTAL REVENUE		<u>460</u>	<u>100</u>	<u>10</u>	<u>100</u>
TOTAL ESTIMATED REVENUES		<u>32,460</u>	<u>25,100</u>	<u>25,010</u>	<u>192,100</u>
APPROPRIATIONS					
Expenditure					
54	CAPITAL OUTLAY	80,490	31,300	500	222,800
TOTAL EXPENDITURE		<u>80,490</u>	<u>31,300</u>	<u>500</u>	<u>222,800</u>
TOTAL APPROPRIATIONS		<u>80,490</u>	<u>31,300</u>	<u>500</u>	<u>222,800</u>
NET OF REVENUES/APPROPRIATIONS - FUND 81		(48,030)	(6,200)	24,510	(30,700)
BEGINNING FUND BALANCE		54,250	6,220	6,220	0
ENDING FUND BALANCE		6,220	20	30,730	(30,700)

BUDGET REPORT FOR URBANA PARK DISTRICT  
Fund: 82 CL POOL RENEWAL FUND  
FISCAL YEAR 2019-2020 BUDGET - FUND SUMMARY

ACCOUNT CLASSIFICATION	DESCRIPTION	2017-18 ACTIVITY	2018-19 AMENDED BUDGET	2018-19 ACTIVITY THRU 04/30/19	2019-20 ORIGINAL BUDGET
ESTIMATED REVENUES					
Other Sources Of Funds					
30	TRANFERS IN	39,440	14,120	14,120	36,000
TOTAL OTHER SOURCES OF FUNDS		39,440	14,120	14,120	36,000
Revenue					
33	INTEREST	670	350	1,320	400
TOTAL REVENUE		670	350	1,320	400
TOTAL ESTIMATED REVENUES		40,110	14,470	15,440	36,400
APPROPRIATIONS					
Expenditure					
45	CONTRACTUAL SERVICES	3,950	50,000	50,000	127,860
TOTAL EXPENDITURE		3,950	50,000	50,000	127,860
TOTAL APPROPRIATIONS		3,950	50,000	50,000	127,860
NET OF REVENUES/APPROPRIATIONS - FUND 82		36,160	(35,530)	(34,560)	(91,460)
BEGINNING FUND BALANCE		89,860	126,020	126,020	0
ENDING FUND BALANCE		126,020	90,490	91,460	(91,460)

BUDGET REPORT FOR URBANA PARK DISTRICT  
Fund: 83 PERKINS ROAD PARK SITE FUND  
FISCAL YEAR 2019-2020 BUDGET - FUND SUMMARY

ACCOUNT CLASSIFICATION	DESCRIPTION	2017-18 ACTIVITY	2018-19 AMENDED BUDGET	2018-19 ACTIVITY THRU 04/30/19	2019-20 ORIGINAL BUDGET
<b>ESTIMATED REVENUES</b>					
Revenue					
33	INTEREST	2,540	900	3,280	2,000
39	DONATIONS	0	387,810	20,520	590,000
	TOTAL REVENUE	<u>2,540</u>	<u>388,710</u>	<u>23,800</u>	<u>592,000</u>
TOTAL ESTIMATED REVENUES		<u>2,540</u>	<u>388,710</u>	<u>23,800</u>	<u>592,000</u>
<b>APPROPRIATIONS</b>					
Expenditure					
45	CONTRACTUAL SERVICES	0	387,810	21,320	590,000
	TOTAL EXPENDITURE	<u>0</u>	<u>387,810</u>	<u>21,320</u>	<u>590,000</u>
TOTAL APPROPRIATIONS		<u>0</u>	<u>387,810</u>	<u>21,320</u>	<u>590,000</u>
NET OF REVENUES/APPROPRIATIONS - FUND 83		<u>2,540</u>	<u>900</u>	<u>2,480</u>	<u>2,000</u>
	BEGINNING FUND BALANCE	1,330	3,860	3,860	0
	ENDING FUND BALANCE	3,870	4,760	6,340	2,000